



SCUOLA INTERNAZIONALE SUPERIORE DI STUDI AVANZATI

SISSA Digital Library

Ultrafast optical spectroscopy of strongly correlated materials and high-temperature superconductors: a non-equilibrium approach

Original

Ultrafast optical spectroscopy of strongly correlated materials and high-temperature superconductors: a non-equilibrium approach / Giannetti, C.; Capone, Massimo; Fausti, D.; Fabrizio, Michele; Parmigiani, F.; Mihailovic, D.. - In: ADVANCES IN PHYSICS. - ISSN 0001-8732. - 65:2(2016), pp. 58-238. [10.1080/00018732.2016.1194044]

Availability:

This version is available at: 20.500.11767/15911 since: 2023-08-08T10:29:54Z

Publisher:

Published

DOI:10.1080/00018732.2016.1194044

Terms of use:

Testo definito dall'ateneo relativo alle clausole di concessione d'uso

Publisher copyright
Taylor & Francis

This version is available for education and non-commercial purposes.

note finali coverpage

(Article begins on next page)

REVIEW

Ultrafast optical spectroscopy of strongly correlated materials and high-temperature superconductors: a non-equilibrium approach

*Claudio Giannetti^a, Massimo Capone^b, Daniele Fausti^c, Michele Fabrizio^b, Fulvio Parmigiani^{c,d}

^a*Department of Physics & i-Lamp, Università Cattolica del Sacro Cuore, Brescia I-25121, Italy;* ^b*International School for Advanced Studies (SISSA), and CNR-IOM Democritos, via Bonomea 265, I-34136, Trieste, Italy;* ^c*Department of Physics, Università degli Studi di Trieste, Trieste, I-34127, and Sincrotrone Trieste S.C.p.A., Basovizza I-34012, Italy;*

^d*Physikalisches Institut, Universität zu Köln, 50937 Köln, Germany*

&

Dragan Mihailovic^e

^e*Jozef Stefan Institute & CENN-Nanocenter, Jamova 39, SI-1000 Ljubljana, Slovenia*

(May 25, 2016)

In the last two decades non-equilibrium spectroscopies have evolved from avant-garde studies to crucial tools for expanding our understanding of the physics of strongly correlated materials. The possibility of obtaining simultaneously spectroscopic and temporal information has led to insights that are complementary to (and in several cases beyond) those attainable by studying the matter at equilibrium. From this perspective, multiple phase transitions and new orders arising from competing interactions are benchmark examples where the interplay among electrons, lattice and spin dynamics can be disentangled because of the different timescales that characterize the recovery of the initial ground state. For example, the nature of the broken-symmetry phases and of the bosonic excitations that mediate the electronic interactions, eventually leading to superconductivity or other exotic states, can be revealed by observing the sub-picosecond dynamics of impulsively excited states. Furthermore, recent experimental and theoretical developments have made possible to monitor the time-evolution of both the single-particle and collective excitations under extreme conditions, such as those arising from strong and selective photo-stimulation. These developments are opening the road toward new non-equilibrium phenomena that eventually can be induced and manipulated by short laser pulses.

Here, we review the most recent achievements in the experimental and theoretical studies of the non-equilibrium electronic, optical, structural and magnetic properties of correlated materials. The focus will be mainly on the prototypical case of correlated oxides that exhibit unconventional superconductivity or other exotic phases. The discussion will extend also to other topical systems, such as iron-based and organic superconductors, MgB₂ and charge-transfer insulators. Under the light of this review, the dramatically growing demand for novel experimental tools and theoretical methods, models and concepts, will clearly emerge. In particular, the necessity of extending the actual experimental capabilities and the numerical and analytic tools to microscopically treat the non-equilibrium phenomena beyond the simple phenomenological approaches represents one of the most challenging new frontier in physics.

Keywords: Time-resolved spectroscopy, pump probe, non-equilibrium, strongly correlated materials, high-temperature superconductivity

*Corresponding author. Email: claudio.giannetti@unicatt.it

Contents

1. Introduction

2. Non-equilibrium optical techniques for correlated electron systems: a survey

- 2.1. Visible and near-IR pump-probe experiments
- 2.2. Multi-pulse techniques
- 2.3. Laser heating artifacts
- 2.4. Towards a non-equilibrium optical spectroscopy: supercontinuum white-light generation
- 2.5. Time domain THz spectroscopy
 - 2.5.1. Optical pump & THz probe spectroscopy
- 2.6. Other time-resolved techniques:
 - 2.6.1. Time-resolved photoemission
 - 2.6.2. Time-resolved electron and X-ray diffraction
- 2.7. The next generation of ultrafast sources

3. Quasiparticle dynamics in correlated materials: basic concepts and theoretical background

- 3.1. The dynamics of quasiparticles
 - 3.1.1 Quasiparticle scattering in the normal state: electron-phonon coupling
 - 3.1.2 Quasiparticle scattering including bosonic degrees of freedom of different nature
 - 3.1.3 Magnetic degrees of freedom
 - 3.1.4 Quasiparticle scattering channels in the gapped phases
- 3.2. Microscopic description of quasiparticles and beyond
 - 3.2.1. Quasiparticles from strong correlations in the Gutzwiller approximation
 - 3.2.2. Quasiparticles coexisting with high-energy features in Dynamical Mean-Field Theory
 - 3.2.3. Quasiparticle evolution approaching the Mott-Hubbard transition
- 3.3. Effective-temperature models
- 3.4. The basic concepts of non-equilibrium superconductivity
 - 3.4.1 The bottleneck in the dynamics: the Rothwarf-Taylor equations
 - 3.4.2 The response due to the effective temperature and chemical potential perturbations in the superconducting state
 - 3.4.3 Sub-gap photo-excitation and gap enhancement
- 3.5. Dynamics of the order parameters: time-dependent Ginzburg-Landau functionals
- 3.6. On the complexity of the scattering processes which regulate the quasiparticle dynamics

4. Optical properties: a non-equilibrium approach

- 4.1. The fundamental optical features of correlated materials
 - 4.1.1. The extended Drude model
 - 4.1.2. The electron-boson scattering in optics
 - 4.1.3. Infrared-active modes
 - 4.1.4. Electrodynamics of the condensate
 - 4.1.5. Interband transitions and high-energy excitations
 - 4.1.6. Optics and Dynamical Mean Field Theory

- 4.2. The non-equilibrium response
 - 4.2.1. Probing the spectral response: dynamics of the dielectric function
 - 4.2.2. The optical response of a superconductor
 - 4.2.3. Description of the non-equilibrium experiments in terms of stimulated Raman scattering

5. Non-equilibrium spectroscopies of high-temperature superconductors and correlated materials

- 5.1. Single-color pump-probe in the near-IR
 - 5.1.1. Cuprate superconductors
 - 5.1.2. Iron-based superconductors
 - 5.1.3. The conventional superconductors MgB_2 and NbN
 - 5.1.4. Organic superconductors
 - 5.1.5. The basic concepts emerging from single-color experiments
- 5.2. Multi-color experiments: main results
 - 5.2.1. Electron dynamics of charge-transfer and Mott insulators
 - 5.2.2. Electron-phonon coupling in correlated materials
 - 5.2.3. Ultrafast electron-boson coupling and the magnetic degrees of freedom
 - 5.2.4. The ultrafast dynamics in the pseudogap phase
 - 5.2.5. Superconductivity-induced spectral-weight change
 - 5.2.6. Fluctuations of the superconducting order parameter
 - 5.2.7. The cuprate phase diagram from non-equilibrium spectroscopies
 - 5.2.8. Time-domain competition between different orders
- 5.3. Optical generation of coherent bosonic waves
 - 5.3.1. Lattice modes
 - 5.3.2. Charge-Density-Waves
 - 5.3.3. Superconducting Amplitude Modes

6. Toward the optical manipulation and control of electronic phases in correlated materials

- 6.1. Photo-induced phase transitions (PIPT) between quasi-thermodynamic phases
 - 6.1.1. Insulator-to-metal transition in transition metal oxides
 - 6.1.2. Photo-induced metastable non-thermal states
- 6.2. Photo-induced transient non-equilibrium states and photodoping
 - 6.2.1. Transient Mott transition
 - 6.2.2. Non-thermal melting of the superconducting condensate
 - 6.2.3. Photoinduced superconductivity

7. Recent advances and perspectives in the theoretical approaches for non-equilibrium correlated materials

- 7.1. Non-equilibrium techniques for strongly correlated materials the Gutzwiller variational technique
- 7.2. Non-equilibrium techniques for strongly correlated materials: Dynamical Mean Field Theory
 - 7.2.1. DMFT: basic ideas and equations
 - 7.2.2. DMFT and high-temperature superconductors
 - 7.2.3. Non-equilibrium DMFT: the equations and the algorithm

- 7.3. Correlated systems in electric fields
 - 7.3.1. Correlated electrons in a d.c. electric field
 - 7.3.2. Dissipation and approach to steady states
 - 7.3.3. Periodic a.c. electric fields
 - 7.3.4. Electric fields in correlated heterostructures
 - 7.3.5. Electric-field driven Mott transitions and resistive switching
 - 7.3.6. Light-induced excitation and photodoping
- 7.4. Quantum quenches and dynamical phase transitions in simple models
- 7.5. Melting of antiferromagnetism and broken-symmetry phases
- 7.6. Non-equilibrium dynamics beyond the single-band Hubbard model
- 7.7. Electron-phonon interaction beyond the two-temperature model
- 8. **Experimental perspectives**
- 9. **Acknowledgements**
- 10. **References**

1. Introduction

Since a long time, the study of the physical properties of materials is pervaded by non-equilibrium methods and concepts. Any form of transport or tunneling property is inferred from measurements performed under the application of electric fields that drive the motion of the conduction electrons. As well, optical and photoemission spectroscopies require electromagnetic fields for inducing transitions between different energy levels. Although perturbative of an equilibrium state, the common nature of these experiments relies on the fact that the external stimuli are either extremely weak or their application lasts for a time much longer than the interaction time among the internal degrees of freedom of the system. Expressly, a steady state regime, which may or may not correspond to the real ground state, is reached on a timescale much faster than the observation time, thus providing a quasi-equilibrium information which can be treated consistently by conventional statistical approaches.

The possibility of breaking this paradigm by applying external perturbations faster than the typical relaxation times led to dramatic advances. One of the most important examples is offered by cold atoms, in which the typical lifetimes of the excited states are so long that the transformation from an excited quantum state to a statistical ensemble can be directly followed in real time. Similar approaches in condensed matter have been sought for a long time, for their fundamental interactions are often confined in the sub-nanosecond timescale. A turning point was attained with the advent of ultrafast laser sources. These lasers deliver ultrashort, coherent and tunable light pulses with durations ranging from a few to several hundreds of femtoseconds ($1 \text{ fs} = 10^{-15} \text{ s}$). Since then, it was realized that such lasers could be used to create non-equilibrium conditions on timescales faster than the energy exchange with lattice vibrations, magnetic excitations and other degrees of freedom, hence disclosing physical phenomena not observable by equilibrium spectroscopies.

Among the wealth of systems and physical processes that could be investigated by ultrafast experiments, strongly correlated materials soon attracted a substantial

attention. These systems are generally on the verge of multiple phase transitions, because of the strong interactions between electrons occupying the same lattice sites, and hence prone to dramatic changes of the electronic properties upon small changes in the external parameters, like temperature, doping, pressure and applied magnetic fields. As a natural extension of this concept, ultrashort light pulses could be used as an additional knob to control the physical properties of the transient electronic states in the sub-ps timescale, till to reach nowadays the sub-fs time scale. In some cases, the interplay among different degrees of freedom that are strongly intertwined in the frequency domain, has been disentangled in the time domain by exploiting specific thermalization processes characterized by different timescales.

Within correlated materials, copper oxide-based compounds are an interesting system for observing ultrafast mechanisms depending on temperature, pressure, doping and external fields, hence unveiling complex phenomena that impact on some of the paradigms of the solid state physics. The information attainable by non equilibrium studies is also relevant for studying the electron-boson interactions, the development of low temperature symmetry-breaking instabilities, the competing or cooperative interactions among different order parameters and the doping evolution of the fundamental electronic excitations from incoherent charge fluctuations to coherent quasi-particles, along with other many-body mechanisms in condensed matter.

Along with the above mentioned topics, the study of non-equilibrium phenomena in superconductors has become so important that it can be regarded as a fundamental topic for condensed matter physics. Since the first observation that intense laser pulses can non-thermally destroy the superconducting state, laser-based spectroscopies gradually surpassed the junction carrier injection as a tool for studying non-equilibrium phenomena in superconductors. This topic further evolved after the advent of ultrafast lasers and time-resolved experiments have been expanded from superconductivity to other systems for studying the charge-orders, the spin and charge density waves, the electronically-driven phase transitions and other mechanisms resulting from strong correlation effects.

There are important reasons for studying non-equilibrium superconductivity in the time domain. As an example, the dynamics of gapped phases is ubiquitously characterized by the presence of bottlenecks in the relaxation dynamics. In this case, part of the system, such as gap-edge electrons and optical phonons, reach a quasi-equilibrium condition whereas the remaining degrees of freedom are almost unaffected. This experimental fact suggests that the single particle kinetics at the gap edges can be observed in some detail. For example, In the *bottleneck regime*, the measured relaxation rates are ruled by the fundamental interactions among the elementary single-particle excitations, thus providing complementary information to those obtained by equilibrium spectroscopic methods. The proper treatment of bottlenecks turns out to be crucial for understanding the relaxation of quasiparticles across the superconducting gap, hence suggesting the most relevant bosonic modes that are populated during the recombination process.

More in general, the timescale of the relaxation of high-energy electronic excitations and the quasi-particle (QP) recombination dynamics, via electron-electron, electron-phonon or electron-spin scattering, can unveil the most important interactions in the compound. By tuning the laser photon energy it is possible to induce resonant transitions between states with energies ranging from ~ 0.001 eV to ~ 6 eV, thus allowing to select particular relaxation channels. Finally, time-domain laser spectroscopy can be used to investigate the dynamics of collective states, such as the destruction of the superconducting condensate and its collective recovery or

the intrinsic dynamics of the amplitude and phase modes associated to specific order parameters. For example, the study of the destruction and recovery of the superconducting condensate in the time-domain can reveal new processes, such as the formation of vortex-antivortex pairs or the coexistence of superconducting and normal domains, eventually similar to those observed at equilibrium when an external magnetic field is applied.

The possibility of selectively exciting specific degrees of freedom in correlated materials and superconductors opens the way to create novel metastable states, that cannot be reached via thermodynamic transformations. Even though a comprehensive review of photo-induced phase transitions is beyond the scope of the present work, we will report some important examples of non-equilibrium phenomena that can be induced by strong laser-field excitations. The recent advances in the production of intense THz and mid-infrared pulses led to the possibility of directly coupling the laser field to low-energy degrees of freedom and to directly investigate, for example, the emergence of cooperative phenomena induced by selective lattice excitations. All these results point to achieve a real optical control of macroscopic electronic phases on the sub-picosecond timescale.

Nowadays, time-resolved optical experiments can probe almost entirely the electromagnetic spectrum from THz to the hard X-rays using either conventional ultrafast laser sources or free electron lasers. This impressive development offers a wealth of possibilities to perform non-equilibrium studies based on optical and photoemission spectroscopies or diffraction and inelastic scattering experiments. Conversely, the development of suitable theoretical frameworks to treat non-equilibrium problems is still at its infancy, while significant works are currently under development to describe the many-body non-equilibrium physics in condensed matter. For this reason, an entire chapter is focused on the ongoing theoretical efforts to treat strong-electronic correlations in non-equilibrium conditions with the aim of going beyond the phenomenological models currently used to interpret time-resolved experiments in the ultrafast time domain.

The review is organized as follows.

In Chapter 2, we provide a survey of the pump-probe (P-p) techniques for correlated electron systems, with particular focus on table-top experiments.

Chapter 3 reports on the basic models used for describing the quasiparticle dynamics in strongly correlated materials starting from the link between the concepts established by frequency-domain experiments/theories and the novel phenomenology emerging from non-equilibrium approaches. In particular, a significant emphasis is given to the Gutzwiller approximation and Dynamical Mean-Field Theory, that today are among the best methods to describe the quasiparticle evolution in the vicinity of Mott-Hubbard transitions. Finally, we present the most widely used models to treat non-equilibrium superconductivity and extract the microscopic interaction parameters from the measured relaxation time. Specifically, we discuss the effective-temperature models used to extract the electron-boson coupling in the normal state and the Rothwarf-Taylor and other effective models to describe the dynamics of gapped excitations in the superconducting phase. Finally, we introduce the time-dependent Ginzburg-Landau functionals to phenomenologically describe the dynamics of any perturbed order parameter in a symmetry-broken phase.

In Chapter 4 we introduce the basic physics related to the optical properties of strongly correlated materials out of equilibrium. The core of this Chapter is the link between the equilibrium optical properties of correlated materials and the non-equilibrium physics that is probed by time resolved optical experiments. We introduce the extended Drude model and the electron-boson scattering as observed in optical experiments, along with the THz/infrared conductivity. In order

to bridge the theory with the optical experimental data, we dedicate a section to the description of the optical conductivity of correlated materials by means of Dynamical Mean Field Theory. The second part of the Chapter is aimed at introducing the concept of differential dielectric function for non-equilibrium measurements and to discuss the possible strategies to extract quantitative information from the experiments.

Chapter 5 constitutes the core of this work and presents an outline of the most important results in the field. In the first part we report a historical overview of the first pioneering single-colour experiments on superconductors and other correlated materials. In the second part of the Chapter we present the outcomes of the most advanced non-equilibrium spectroscopies and we discuss the main ideas and concepts emerging from the whole of the experimental data. In particular, we tackle the electron dynamics of charge-transfer and Mott insulators, the electron-boson coupling in correlated materials, the ultrafast dynamics in the pseudogap phase, the superconductivity-induced spectral-weight change, the fluctuations of the superconducting order parameters. Finally, the possibility of impulsively exciting coherent waves in symmetry-broken phases is discussed.

Chapter 6 overviews some selected topics that are relevant for achieving the all-optical manipulation of the electronic properties of correlated materials. Far from pretending of being comprehensive, we mainly discuss the recent attempts for non-thermally destroying or photoinducing the superconductivity and for optically creating transient metastable states with exotic electronic properties.

Chapter 7 presents the state-of-the art techniques to theoretically treat the many-body problem of correlated materials driven out of equilibrium. While we mainly focus on the Gutzwiller variational approach and on Dynamical Mean Field Theory, we also discuss the different approaches today available and we introduce the next steps required to achieve a realistic description of time-resolved experiments. Since the development of the theoretical models for non-equilibrium experiments is still under development, some of the presented results should be considered of relevance by themselves, even without a direct connection (for the moment) to the experiments.

2. Non-equilibrium optical techniques for correlated electron systems: a survey

In the 1980s, when the first ~ 100 fs laser pulses have been generated by colliding-pulse mode-locked (CPM) dye laser [1], it was clear that the route for studying the matter out of equilibrium was open. A few years later the pulse length was brought down to ~ 30 fs pulses [2] and then further down to ~ 6 fs [3] and the direct observation of the charge transfer process in semiconductors and molecules was made possible. A further step ahead was done in the early 1990s when coherent pulses of ~ 60 fs infrared (IR) were generated using the self mode-locking technique in Ti:sapphire-based lasers [4].

Nowadays, ultrafast lasers are commonly used for a variety of cutting-edge spectroscopies that share the capability of detecting ultrafast non-equilibrium dynamics in gases and condensed matter systems.

The great and constantly increasing success of the ultrafast spectroscopies can be attributed to the fact that a single experiment, often naively referred to as Pump-probe (P-p), can be applied to investigate a large variety of phenomena that take place in diverse physical regimes. As shown in Figure 1, P-p experiments are based on the idea of perturbing the matter with a *pump* (P), i.e., an ultrashort pulsed electromagnetic field, while taking snapshots of the time evolution of some

observables in the system using a quasi non-perturbing *probe* (p) pulse. This simple arrangement can be adapted to investigate the non-equilibrium physics of solids in substantially different frameworks, that can be grouped into three main categories.

1. **Non-equilibrium spectroscopy.** In this case, the experiments aim at using the pump pulse as a mean to induce a non-equilibrium initial condition, often represented as a non-thermal distribution of quasi-particles, with a minor influence on the overall properties of the systems. In the simple potential-landscape picture, the system is instantaneously driven to a non-equilibrium initial condition far from the potential minimum occupied at equilibrium. For sufficiently weak perturbations, the potential is not altered and the system relaxes back to the equilibrium state. In this process, the relaxation dynamics is regulated by the same thermodynamic parameters that determine the equilibrium properties. Microscopically, the initial non-equilibrium distribution of the electronic, vibrational, and magnetic degrees of freedom recovers on timescales that are governed by the same interaction strengths (i.e. electron-phonon coupling) that can be inferred from equilibrium spectroscopies. After a rather fast relaxation process, usually in the fs-ps timescale, the electronic and bosonic (phonons, magnons) excitations recover a quasi-equilibrium distribution that differs from equilibrium only for an increased *effective temperature*. Many examples of this technique, along with the links between the equilibrium quasiparticle dynamics and the P-p experiments, will be extensively provided and discussed in Sections 5-5.2.

In general, the details of the effects of the electromagnetic field on the sample are disregarded and treated as a sudden injection of quasi-particles. However, there are many evidences that the initial non-equilibrium condition may have a strongly non-thermal character (e.g., a pronounced anisotropic \mathbf{k} -space distribution) that cannot be obtained by adiabatically changing the common thermodynamic variables, such as temperature, pressure and external fields. In this regime, the recovery dynamics can explore pathways different from those that are followed during the relaxation after the sudden change of thermodynamic variables. In this perspective, the *non-equilibrium spectroscopy* goes far beyond the simple time-domain approach, in which the time-domain trace simply represents the Fourier-transform of spectral features detected by the energy-domain spectroscopy. In Secs. 4-7 we will report different examples of *non-equilibrium spectroscopies* which provide genuine new information as compared to conventional equilibrium techniques.

2. **Excitation of coherent bosonic modes.** Any kind of impulsive excitation coupled to specific bosonic modes, such as lattice vibrations and charge/spin order, can trigger a coherent oscillation at the typical frequency of the mode and with a relaxation time that is related to its de-phasing time. In this case, the P-p technique can be considered as a real time-domain technique, since the Fourier-transform of the time-domain signal provides the frequency and lifetime of the mode. In non-resonant conditions, the lowest order coupling of the light pulse to the mode is given by an inverse Raman process (see Sec. 4.2.3). The role of the frequency of the pump excitation follows the Raman cross section [5, 6] that is usually a well-known input from equilibrium Raman spectroscopy. The use of this technique, which will be discussed in Sec. 5.3, is increasingly expanding, since it provides a new tool to investigate highly-damped modes in transiently non-equilibrium conditions.
3. **Optical manipulation.** In the strong excitation regime, the pump pulse can bring the system very far from equilibrium and, eventually, can trigger the creation of "phases" that are not accessible via adiabatic transformations. In this perspective, the research lines pursued in the last years by various groups world-

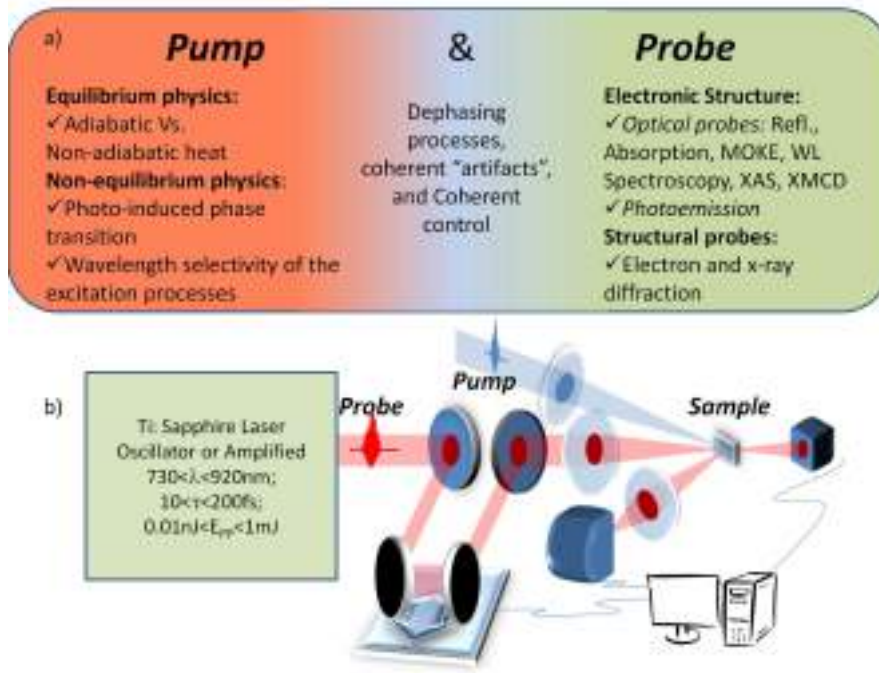


Figure 1. a) Pump and Probe experiments. Various excitation schemes (pump) and spectroscopic tools (probes) have been developed over the years (see texts). b) Sketch of the basic setup for optical pump and probe.

wide aim at driving catastrophic changes in matter to investigate many important phenomena, such as photo-induced phase transitions, ultrafast optical switching and the photo-enhancement of superconductivity. The possibility of using P-p techniques to disclose novel exotic non-equilibrium "phases" and the different excitation schemes which have been used to selectively manipulate the properties of various strongly correlated materials and high-temperature superconductors will be reviewed in Sec. 6.

The recent advances in ultrafast techniques are opening novel routes in P-p experiments. In state-of-the-art femtosecond experiments, the optical properties can be probed from the THz to the XUV spectral range, with temporal resolutions ranging from a few picoseconds to attoseconds. Ultrafast lasers can be used in time-resolved photoelectron spectroscopy with a time-energy resolution given only by the indeterminacy rule. Time-resolved electron and X-ray diffraction provides a tool to directly investigate the structural and electron density dynamics. Many efforts are currently focused to exploit the new high-energy and high-repetition rate sources to produce trains of light pulses with photon beam parameters complementary to those typical obtained by storage rings. Furthermore, the possibility of combining the direct observation of the ultrafast time evolution with sub-micron spatial resolution is also gaining the attention of multidisciplinary teams extending from physics to biology and nano-science. The recent development of radiation sources capable to generate EUV and X-ray ultrashort pulses starting from suitable relativistic electron bunches, i.e. free electron laser facilities, represents a novel and rapidly expanding area of advanced and unique experiments on matter out-of-equilibrium.

Even though a comprehensive presentation of the technical details of the specific ultrafast techniques is beyond the purpose of this review, we will discuss the main concepts at the base of P-p experiments, with a particular attention to optical techniques for they represent the prototypical and probably the more versatile

example of non-equilibrium spectroscopies.

2.1. *Visible and near-IR pump-probe experiments*

In spite of the fact that various early days non-equilibrium studies of high temperature superconductors were performed making use of actively mode locked systems [7–18], most of the recent works have been implemented starting from the Ti:Sapphire laser technology. The discovery of passive mode locking laser systems, such as Kerr-Lens mode locking [4, 19] in Ti:Sapphire based cavities, together with the implementation of chirp pulse amplification techniques [20], boosted the field of ultrafast spectroscopy. The possibility of studying the ultrafast dynamics with relatively cheap table-top laser has stimulated in the last 20 years a dramatic development of the time-resolved version of the traditional "equilibrium" spectroscopies, with a particular ascendancy of optical techniques such as reflectivity and transmissivity. A typical building block for a Ti:Sapphire based time resolved reflectivity (transmissivity) experiment is shown in Figure 1b. The laser pulses are split into two beams. The first and more intense (P) perturbs the sample while the second (p) is used to measure the time evolution of the reflectivity. The time delay between the two pulses is varied by a mechanical translator controlling the length of one of the two arms of the setup (commonly the pump pulse for stability reasons), or, more recently, by exploiting the frequency detuning between two synchronized cavities (ASOPS: ASynchronous OPTical Sampling) [21, 22].

The most common acquisition scheme for experiments using high repetition rate lasers (>1 kHz) includes a mechanical modulator (chopper), which modulates the pump beam at a known frequency. Being the pump beam modulated, the pump-induced variation of the sample reflectivity (transmissivity) is measured by acquiring the ac-component (at the chopper frequency) of the photo-current produced on a photodiode measuring the reflected (transmitted) probe beam. This "differential" acquisition scheme, allows for a very high sensitivity reaching easily signal to noise (S/N) ratio of 10^{-4} that can be extended to 10^{-8} in experimental setups specifically designed for very low noise measurements. Alternative acquisition schemes, allowing also single pulse measurements, are based on fast analogue-to-digital converters, that digitize the amplitude of each reflected probe pulse.

More elaborate optical schemes make use of a combination of waveplates (typically $1/2$ and $1/4$) and polarizing optics (typically polarizing beam splitter or Wollaston prisms) to measure different properties of the probe pulses such as the polarization state. The most common optical configuration used to this purpose splits orthogonal polarization states on different detectors. This scheme is preferable as it corrects the intensity fluctuations of the laser source. A description of a typical acquisition scheme can be found in Ref. 23. The possibility of unraveling the polarization state, in combination with magnetic fields, is commonly used in time-domain magneto optical Kerr effects measurements (or Faraday effect in transmission) [24, 25].

The large majority of the optical experiments reported to date makes use of the fundamental lasing mode of Ti:Sapphire cavities (centered at the energy $\hbar\omega=1.55$ eV) [26–30], but for a large set of time domain measurements the wavelength tunability of both pump and probe is desirable. This possibility is enabled in time domain studies by the intrinsic advantage of pulsed laser sources allowing to exploit a large set of non-linear optic techniques [31]. The most common approach consists in the doubling (second harmonic), tripling (third harmonic) or quadrupling (fourth harmonic) the laser fundamental frequency by suitable non-linear crystals. This technique allows to easily perform P-p experiments with either pump or probe at

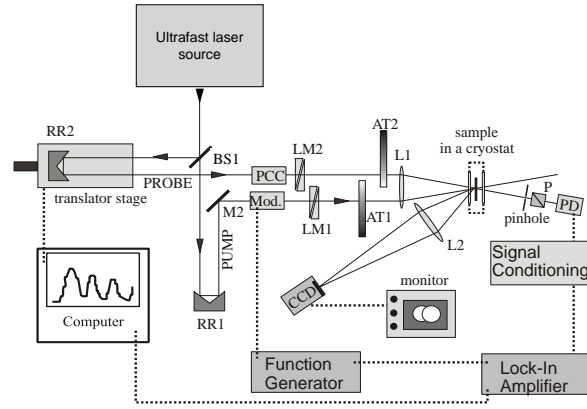


Figure 2. A schematic presentation of a typical pump-probe experimental setup. M1, M2 are mirrors, BS1: beam splitter, LM1, LM2: $\lambda/2$ plates, AT1, AT2: attenuators, PCC: pre-chirp compensation with the flint glass, which was needed when acousto-optical modulator was used, Mod.: acousto-optical modulator or mechanical chopper, L1, L2: lenses, RR1, RR2: retro-reactors, P: polarizer, PD: photo detector, CCD: CCD monitoring camera. The beams paths are represented by solid lines and the electrical signal connections are indicated by dotted lines.

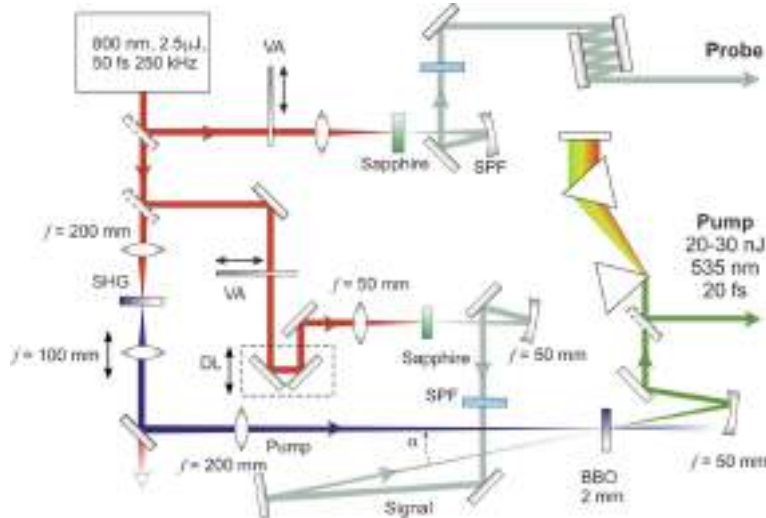


Figure 3. The high-repetition rate non-collinear optical parametric amplifier (NOPA). The β -barium borate (BBO) crystal is placed in the Rayleigh range of the focussing lens to achieve the high pump intensities. Pump and seed beams overlap in the 2 mm BBO crystal cut for type I phase matching at 3.7° . At this angle phase matching is ensured over a large bandwidth and the bandwidth of the output is given by the temporal overlap between the pump and the chirped seed pulse. The resulting pulses have a bandwidth of approximately 60 nm and are tunable between centre wavelengths of 500 to 650 nm by changing the pump-seed delay. At 535 nm centre wavelength, the amplified pulse energy is 20 to 30 nJ. A prism compressor compensates the chirp to give pulse durations of ~ 20 fs.

different frequency with respect to the fundamental lasing mode [31, 32].

In order to improve the wavelength tunability, a commonly used setup is based on Optical Parametric Amplifiers (OPA). OPAs allow for the generation of light pulses with wavelength continuously tunable in the visible and near-infrared (IR). Most systems use optical parametric amplification in β -barium borate (BBO) or lithium triborate (LBO). The visible region is usually covered by OPA pumped with the Ti:Sapphire second harmonic ($\lambda=400$ nm) that allows tunability from 450 nm (signal) to 2500 nm (idler). The near-infrared (IR) region is commonly covered with OPA pumped with the Ti:sapphire fundamental. The wavelength tunability can be extended up to $5 \mu\text{m}$ by means of different non-linear crystals

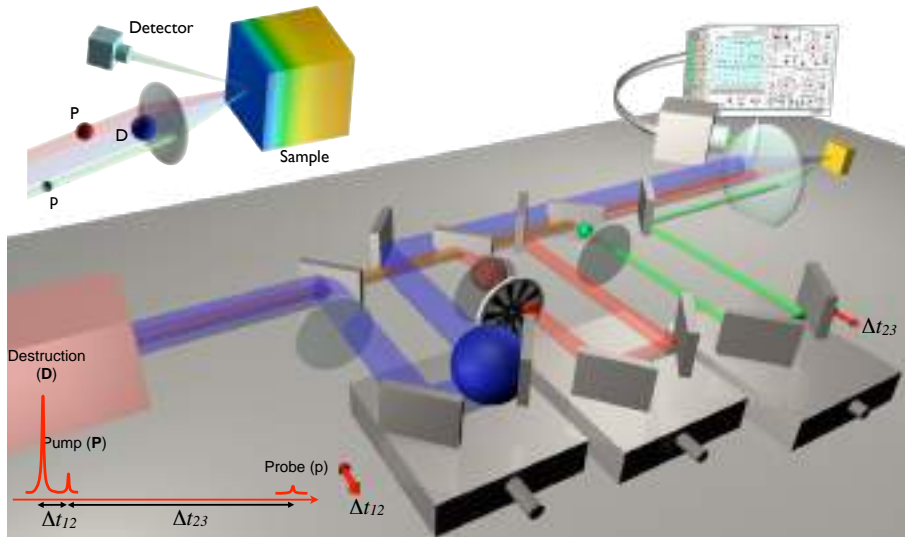


Figure 4. A schematic diagram of the 3-pulse technique for studying the temporal evolution of systems freely evolving through a phase transition. The insert defines the time delays between the three pulses.

such as KTiOPO_4 or its isomorphs, KNbO_3 , or MgO:LiNbO_3 . The range of the optical parametric amplification can be extended up to $10\ \mu\text{m}$ wavelength with ZnGeP_2 and HgGa_2S_4 pumped with longer wavelength pulses. An alternative to produce mid-IR pulses is provided by Different Frequency Generation between the signal and idler of a standard OPA in AgGa_2 , GaSe or GaAs . This setup allows a wavelength tunability up to $20\ \mu\text{m}$. A detailed review of the non-linear methods for extending the wavelength tunability goes can be found in Refs. 33, 34.

2.2. Multi-pulse techniques

Recently, a multi-pulse technique was introduced for studying the coherent control of collective states of matter, such as the superconducting state or the charge-density-wave ordered state [35]. In its most simple version (see Fig. 4), an intense laser pulse – Destruction (D) pulse – is first used to excite the system into the high-symmetry state. The evolution through the symmetry-breaking phase is monitored using a weaker standard P-p sequence, where the P pulse is properly delayed with respect to D. The main reason for introducing this two-pumps technique (D-P-p) is that the standard P-p spectroscopy cannot distinguish the order parameter dynamics from the energy relaxation and single-particle recombination processes, all of simultaneously present in the response. In contrast, the D-P-p technique can access the coherent dynamics of the order parameter η , that can be distinguished from other single-particle and collective mode excitations either by symmetry, relaxation time, temperature dependence or by its behaviour through the transition, particularly if it shows critical behavior. Notably, this technique can directly provide the wondered information on the state of the many-body system at any time instant through the symmetry-breaking transition.

2.3. Laser heating artefacts

Since in P-p experiments a significant amount of energy is absorbed in a relatively small volume, this results in a significant and undesired local heating of the sample. The sample temperature can easily increase by many tens of K or more above the base temperature. In superconducting samples, this can be checked by cooling a superconducting sample through T_c and recording the temperature difference between the nominal and actual transition temperature of the sample.

Laser heating in time-resolved experiments can induce major artifacts, in particular for intensity dependence studies. Surprisingly, the problem of sample heating is particularly noxious in experiments using weak laser pulses from the Ti:sapphire oscillators at high-repetition rates. In this configuration, the time interval between pulses, typically a few ns, is not sufficient to dissipate the small energy released by the single laser pulse, thus leading to a local temperature build-up. On the other hand, high-energy and low-repetition rate experiments are strongly affected by the impulsive heating, typically a few ps, that may drive the system out of the phase under scrutiny. The heating problem can be treated starting from the solutions of the thermal diffusion equation:

$$\nabla \cdot \mathbf{J}(\mathbf{r}, t) + \rho c \frac{\partial T(\mathbf{r}, t)}{\partial t} = A(\mathbf{r}, t) \quad (1)$$

where $T(\mathbf{r}, t)$ is the temperature, $J(\mathbf{r}, t)$ is the thermal energy crossing unit area per unit time, ρc is the heat capacity per unit volume, ρ is the density, c is the specific heat capacity and $A(\mathbf{r}, t)$ is the net energy per unit time generated by the laser. With the additional use of the Fourier's law $\mathbf{J}(\mathbf{r}, t) = -K \nabla T(\mathbf{r}, t)$, where K is the thermal conductivity, analytical solutions for the heating problem have been obtained by Bechtel [36] for several experimental cases encountered in P-p experiments. The long time behavior is typically diffusive, where the temperature falls off as $T \sim \sqrt{t}$. A useful approximation for the temperature evolution after absorption of light in a surface layer of thickness z_0 is given in Ref. 37:

$$\delta T_s(t) = \frac{\delta T_0}{\sqrt{1 + \frac{4Dt}{z_0^2}}} 4Dt \quad (2)$$

where $D = K/\rho c$ is the diffusivity. For more specific geometries, the temperature as a function of depth and time must be calculated numerically. To some extent, the effect of laser heating can be experimentally calibrated by comparing the equilibrium reflectivity at two temperatures, i.e., $R_{eq}(T) - R_{eq}(T + \delta T)$, with the transient $\delta R(t)/R$, which is more relevant when dealing with signals on timescales beyond a few ps.

2.4. Towards a non-equilibrium optical spectroscopy: supercontinuum white-light generation

The experimental setup dedicated to optical P-p experiments aiming at a time dependent reconstruction of the frequency-dependent dielectric functions are based on the possibility of producing short pulses with a broad wavelength content. Broad-band pulses are commonly produced via self-phase modulation in transparent crystals (energy $E > 0.5 \mu\text{J}/\text{pulse}$ in amplified systems) [32] or, more recently, with microstructured photonic-crystal fibers (PCF) operating also with low-energy light pulses ($E < 100 \text{ nJ}/\text{pulse}$) [38, 39]. White-light generation in sapphire (of CaF_2)

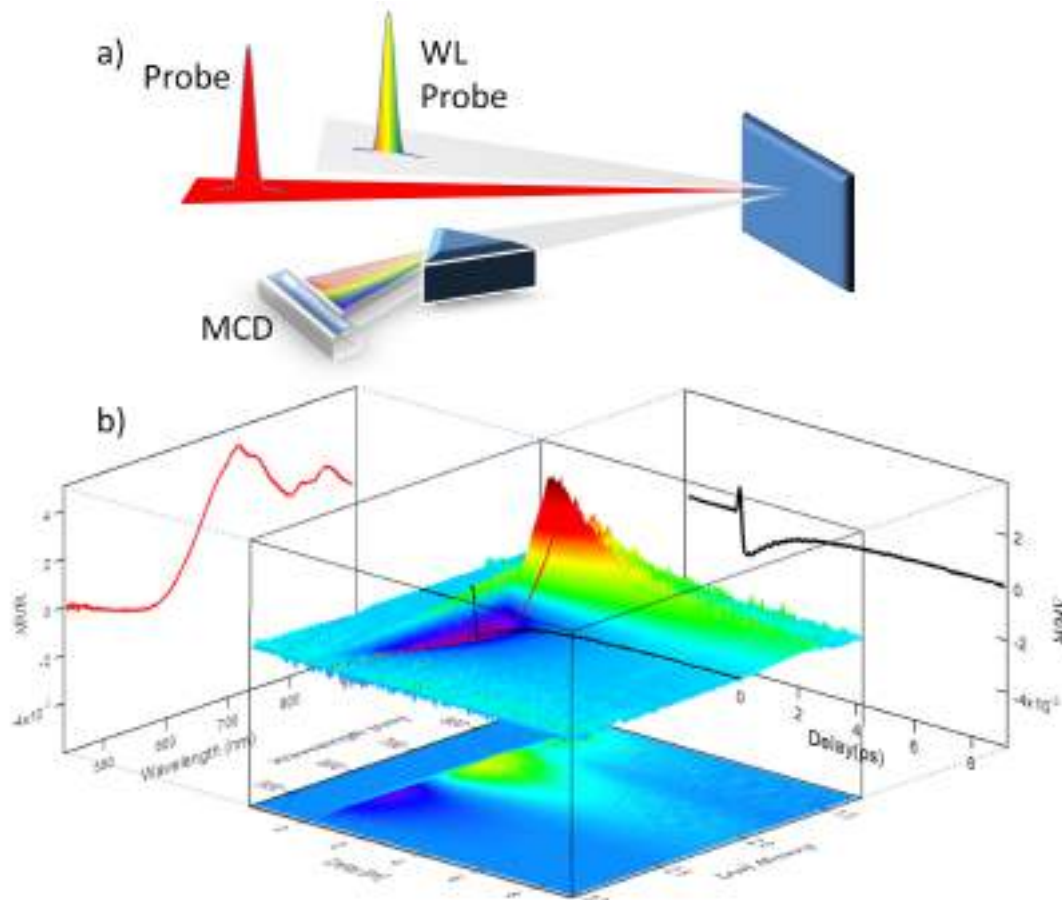


Figure 5. a) In ultrafast broadband P-p spectroscopy the white light pulses are generated by non-linear optics (see text) and measured on multichannel detectors allowing for frequency resolution. b) The measurement of the wavelength dependent response on a large energy range for every time delay between pump and probe allows for a differential approach starting from equilibrium optical properties.

crystals with 800 nm pumps allows for the generation of a continuous spectra between 450 and 1300 nm. Most commonly, the transient reflectivity (transmissivity) is measured simultaneously on a large spectral range by means of silicon-based multichannel detectors covering the visible and near IR range (400-1000 nm).

It should be noted that the non-linear interactions lead to a broadband non-transform-limited pulse. The residual spectral chirp of the light pulses can be compensated by optomechanical schemes [40] or with a post-processing procedure of the time resolved data [41, 42]. The advantage of broadband time domain spectroscopy lies in the fact that broadband measurements can be used to develop effective non-equilibrium models for the dielectric function and to disentangle the different physical mechanisms perturbing the optical properties at equilibrium. This issue will be extensively discussed in Sec. 5.2.

Different approaches can be used to extract the time evolution of the optical functions from time domain broadband reflectivity measurements. Starting from a Drude-Lorentz fit to the static ellipsometry data it is possible to calculate the equilibrium reflectivity ($R_{eq}(\omega)$). From a model describing the static response, it is possible to fit the measured transient reflectivity variation, i.e., $\delta R/R = [R(\omega, t) - R_{eq}(\omega)]/R_{eq}(\omega)$, with a differential model for the perturbed reflectivity obtained by the variation of the parameters used to fit the equilibrium data. The values of the oscillator parameters obtained by this fitting procedure for any time t are used to calculate the time-evolution of the different optical constants, and thereby the

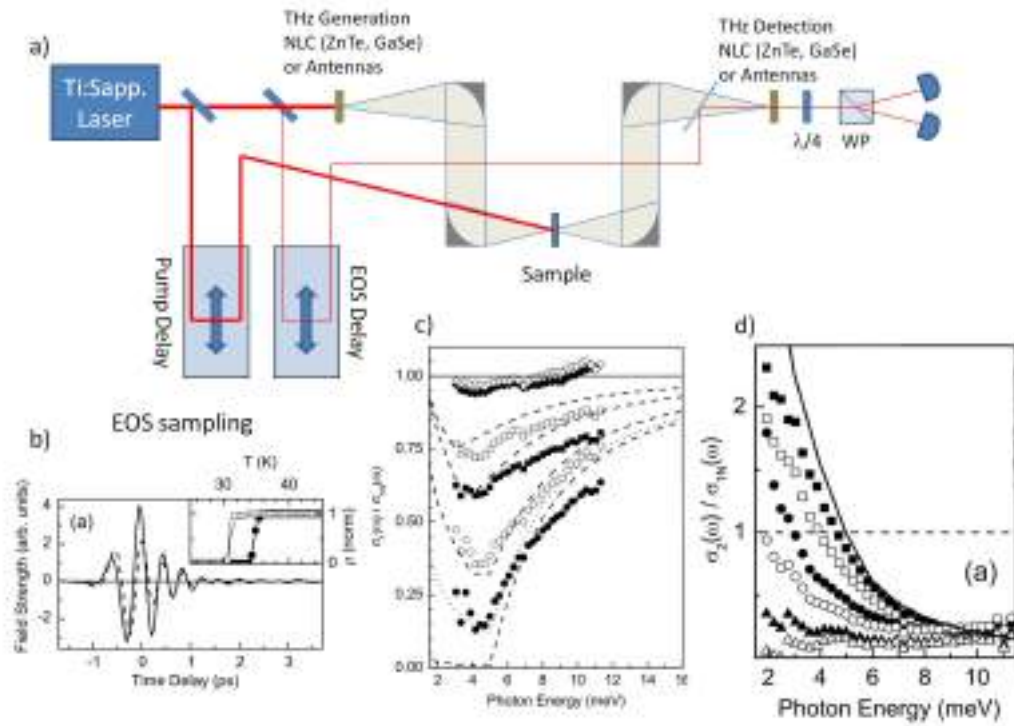


Figure 6. a) Sketch of optical pump and THz probe setup. The short light pulses produced by a Ti:Sapphire laser are rectified through optical rectification in non-linear Crystals (NLC) of THz antennas. The produced fields are measured by Electro Optic Sampling (EOS) after the interaction with the sample. Time domain THz spectroscopy can be used to measure either the static response in the far-IR region as well as to study the dynamical response in a pump&probe configuration. b) A typical time domain THz trace measured in transmission (MgB_2) carries both amplitude and phase information on the transmitted e.m. field allowing for the extraction of both real and imaginary part of the optical conductivity in the THz region. c) and d) depict respectively the temperature dependence of the σ_1 and σ_2 in the THz region for superconducting MgB_2 . [45]

evolution of the physical parameters relevant for the experiment [43].

An alternative approach is to start from the broadband equilibrium reflectivity measurements, to perform a Drude-Lorentz fit over a wide energy range, from few meV up to several tens of eV. In such a case, the real and imaginary parts of the equilibrium dielectric function are calculated in the entire energy range through the Kramers-Kronig (KK) relations. In order to obtain the time-domain changes of the optical functions, it is reasonable to assume that for small reflectivity changes the variations outside the measured energy range are either small or distant in the energy scale so that they do not affect significantly the optical response in the probed range. Starting from these assumptions, the time evolution of the optical quantities can be obtained by the Kramers-Kronig transformations [44].

2.5. Time Domain THz spectroscopy

The field of time domain THz spectroscopy rapidly evolved in the last decades and various configurations making use of ultrashort THz pulses to measure the static optical constants in the THz region have been developed. The interest in investigating and controlling the population dynamics of low energy excitation is driven by the idea of accessing dynamically the excitations that determine the thermodynamic properties of the samples. In particular, light at terahertz frequencies allows for the measurement of excitations at the characteristic energy scales of the wondered physical mechanisms. In this frame, interesting cases are given by phonon,

spin or orbital excitations as well as superconducting and charge density waves gaps in transition metal oxides and related compounds.

We define the THz range as non-ionizing radiation with photon energy ranging from 0.1 THz (0.4 meV or 4 K) to 5 THz (20 meV or 220 K). A standard setup for measuring the optical conductivity in this region is shown in Figure 6. Ultrashort light pulses with a frequency content in the THz region are commonly produced by a second order non-linear process known as optical rectification of ultrashort light pulses in the NearIR-visible range [46]. Various non-linear media as ZnTe [47], GaSe [48], LiNbO₃ [49] and even organic crystals (DAST [50]) can be used to this purpose. The ultrashort light pulses commonly employed have a duration of order 100 fs, so that the optical rectification produces electromagnetic fields with frequency content up to a few THz, depending (inversely) on the length of the generation pulse and the absorption behavior of the non linear crystal. In ZnTe the generation of high THz frequencies (3-4 THz) is limited by the absorption from phonon modes. However, other optical rectification (EOS) schemes, based on thin GaSe, can produce (measure) higher frequencies [51–54].

Another common scheme used for the optical rectification is based on semiconductor THz photoconductive antennas (PA). In PA the free carriers created by the short light pulses illuminating a biased semiconductor lead to a discharge between the electrodes acting as a source for the THz field. The free photo-carriers exhibit a time-dependent behaviour due to both the time-varying exciting pulse and the relaxation dynamics characteristic of the material. This limit the speed of the discharge and therefore the spectral content of the THz radiation emitted [55]. The low damaging threshold of PA makes them ideal for high repetition rate and low power operation, hence they are most commonly used in combination with Ti:sapphire oscillators.

As shown in Fig. 6, THz pulses can be measured with via the so-called Electro Optics Sampling (EOS) [46, 56], that simultaneously accesses both the amplitude and the phase of the electromagnetic field. The intrinsic amplitude and phase sensitivity in EOS measurements allow for the study of the optical constants in the whole terahertz range without using KK transformation [56].

2.5.1. Optical pump THz probe spectroscopy

Time domain THz spectroscopy can be easily implemented in a P-p configuration. The almost single-cycle THz pulse is measured after the interaction with the sample (reflectivity or transmission) perturbed by a second THz pulse. Most commonly, THz P-p spectroscopy combines the excitation with visible or near-IR light pulses with the measurement of the time evolution of the optical properties in the THz region. A typical configuration for pump and probe spectroscopy is presented in Fig. 6. In addition to the electro-optical sampling path, a second delay line is used to control the arrival time of the pump with respect to the THz probe. Recent upgrades for the production of ultra-intense THz pulses that can be employed in P-p experiments where THz pulses are used both as a time domain spectroscopic tool as well as the mean to drive matter into transient states (see Sec. 6).

2.6. Other time domain domain techniques

In addition to all-optical P-p experiments other techniques have been implemented for detecting both the time evolution of the electronic structure and the ionic position. Here, we will briefly introduce the basic concepts of time-resolved ARPES and electron diffraction, for they are attracting a fast-growing interest in the scientific community.

2.6.1. Time resolved photoemission

The P-p sequence in time-resolved angle-resolved photoemission spectroscopy (TR-ARPES) use the same P excitation as for the optical methods, but the probe pulse is in the UV spectral range. The interests in this spectroscopy are rapidly expanding for it offers the possibility of directly measuring the non-equilibrium momentum dependence and electronic distribution functions. The kinetic energy and momentum of the photoelectrons are typically measured by time-of-flight spectrometers (TOF) or by state-of-the-art hemispheric analyzers. TR-ARPES also allows to measure the spin of the photoemitted electrons, when the electron analyzer is equipped with a Mott detector or other spin-filter devices.

In order to photoemit electrons from a solid the photon energy must exceed the work function, hence for the most common materials ultraviolet laser pulses are required, i.e. typically $\hbar\omega > 6$ eV [57–59]. The UV photons can be obtained by frequency-quadrupling the fundamental Ti-sapphire frequency ($h\nu=1.55$ eV) with a set of β -BBO crystals. Unfortunately, because of kinematic constraints, with 6 eV photons only a limited part of the Brillouin zone (BZ) can be accessed. This is a serious limit preventing, for example, the investigation of the dynamics of the antinodal regions of high-temperature superconductors. Other means, mainly based on high harmonic generation (HHG) non-linear processes in gases, have been exploited in these last years and ultrashort pulses in the XUV range (~ 10 -100 eV) have been generated at a relatively low (few kHz) repetition rate. Although these sources have been proved to be suitable for covering the entire BZ of all the solids, the relatively large pulse bandwidth along with the relatively low repetition rate significantly limit the TR-ARPES momentum and energy resolution along with the signal statistic [60].

2.6.2. Time-resolved electron and X-ray diffraction

In time domain X-ray diffraction the stroboscopic scheme of P-p experiments combines ultrashort pumps with time domain measurements of the ultrashort diffracted X-ray probe. Various schemes have been implemented using both table top [61, 62] and synchrotron radiation [63–69]. More recently hard and soft X-ray diffraction experiments based on free electron laser (FEL) sources have been made possible [70–72]. In particular, the combination of soft X-ray resonant at the Ni and Cu L_3 edges (~ 930 eV) with tunable pump excitation in the THz/mid-IR/visible range, opened important perspectives in the study of the non-thermal dynamics of charge-order in nickelates [73–75] and cuprates [76, 77].

In the case of time-resolved electron diffraction, the light pulses are used to generate electron bunches by photoemission from a photocathode. Then these ultrashort electron pulses, properly delayed with respect to the pump pulse, can be used to generate diffraction patterns from the material in transmission or in the low angle configuration. Transmission experiments require thin samples for the electrons to cross the sample, hence requiring the use of sample preparation techniques which are standard in electron microscopy, such as slicing, ion milling etc. Apart from direct Bragg diffraction of the incident electrons, more sophisticated techniques are becoming available, such as time-resolved observation of Kikuchi bands, which occur when some electrons, originally diffusely scattered in the sample, satisfy the Bragg condition for a particular plane [78].

Details on the different approaches to time resolved structural measurements are beyond the purpose of this review and can be found elsewhere [79–83].

2.7. *The next generation of ultrafast sources*

Even though the recent advances in ultrafast techniques determined the success of P-p techniques as an innovative and important tool to investigate the properties of solids, the field is still rapidly growing and is expected to provide in the near future new and advanced tools for ultrafast time-dependent experiments. A major achievement of this last decade arises from the remarkable development of novel radiation sources capable to generate EUV and ultrashort X-ray pulses. The extension of the time resolved spectroscopies and scattering to the X-ray region is allowing to picture the transient changes of electronic states and lattice structures. A major revolution for time resolved X-ray based experiments started in 2005 when the first VUV free-electron laser (FEL) delivered the first light at the DESY laboratory in Hamburg (SASE) [84]. Today, other facilities operating on the SASE FEL principle include the Linac Coherent Light Source (LCLS) at the SLAC National Accelerator Laboratory [85] and the SPring-8 Compact SASE Source (SCSS) [86], whereas two other FEL facilities are under construction, the European x-ray free electron laser (XFEL) in Hamburg and the SwissFEL at the Paul Scherrer Institute (Switzerland), along with the fully coherent laser seeded FEL operating in the EUV region at Elettra Sincrotrone Trieste (Italy) [87]. All this huge technological effort in developing new X-ray sources, delivering fully coherent EUV, soft and hard X-ray pulses with a time structure of few tens of fs, is expected to unlock the gate for the next generation of pump probe experiments. The possibility of directly investigating the electronic core-levels and the lattice structure of materials in a time-resolved fashion is progressively becoming reality.

3. **Quasiparticle dynamics in correlated materials: basic concepts and theoretical background**

The first results of P-p experiments on correlated materials and superconductors evidenced a rich phenomenology that boosted, in the first stage, the development of simple models to describe the ultrafast dynamics of quasiparticles and, more in general, of low- and high-energy charge excitations in gapped and correlated states. Nevertheless, it was also soon realized that the microscopic processes which lead to the relaxation of the out-of-equilibrium charge distribution are the same than those regulating the scattering processes in (quasi-)equilibrium conditions and determining the properties of the quasiparticles and of the fundamental excitations. In this chapter we will discuss the most important interaction mechanisms that lead to the dressing of the naked charge excitations and to the development of the concept of "quasiparticles" and incoherent excitations in doped Mott insulators. Even though the use of these concepts is widespread and has been extensively introduced in many works and reviews, here we will touch the most important issues that are of relevance for the understanding of the quasiparticle dynamics and constitute the foundation of the non-equilibrium models that will be presented in Sec. 3.4 and Chapter 7 and extensively used in Chapter 5.

3.1. *The dynamics of quasiparticles*

3.1.1. *Quasiparticle scattering in the normal state: electron-phonon coupling*

In metals, the dynamics of a quasiparticle (QP) at frequency ω and momentum \mathbf{k} is determined by the scattering processes between the QP itself and all the external degrees of freedom coupled with the QP. Scattering mechanisms include

both electron-electron interactions and the coupling with bosons, such as the lattice vibrations, that can be considered as an external reservoir in thermal equilibrium with the QPs population. The scattering processes affect both the QP effective mass m^* and lifetime τ and – within the effective mass approximation – are accounted for by the complex single particle self-energy, $\Sigma(\mathbf{k}, \omega, T)$. The inverse of the imaginary part of $\Sigma(\mathbf{k}, \omega, T)$ provides the finite QP lifetime $\tau = \hbar / \text{Im}\Sigma$.

In the normal state ($T > T_c$) of conventional superconductors, the QP dynamics is strongly affected by the scattering with lattice vibrations, whose dispersion, $\Omega(\mathbf{q})$, and high-energy cutoff, Ω_c , determine the frequency region over which the QP scattering time, $\tau(\omega)$, is strongly frequency-dependent. All the allowed QP-phonon scattering processes can be wrapped up in the electron-phonon coupling function (or bosonic function) $\alpha^2 F(\mathbf{k}, \mathbf{k}-\mathbf{q}, \Omega)$ that is determined by both the phonon density of states and the matrix element of the electron-phonon interaction. After integration over all the possible scattering wavevectors \mathbf{q} , the electron self-energy $\Sigma(\omega, T)$ can be calculated as a convolution integral between the bosonic function $\alpha^2 F(\mathbf{k}, \Omega)$ and a kernel function $L(\omega, \Omega, T)$ [88]:

$$\Sigma(\mathbf{k}, \omega, T) = \int_0^\infty \alpha^2 F(\mathbf{k}, \Omega) L(\omega, \Omega, T) d\Omega \quad (3)$$

The kernel function

$$L(\omega, \Omega, T) = \int \left[\frac{n(\Omega', T) + f(\Omega, T)}{\Omega - \omega + \Omega' + i\delta} + \frac{1 + n(\Omega', T) - f(\Omega, T)}{\Omega - \omega - \Omega' - i\delta} \right] d\Omega' \quad (4)$$

accounts for the distribution of the Fermionic QPs and bosonic excitations through the Fermi-Dirac ($f(\Omega, T)$) and Bose-Einstein ($n(\Omega, T)$) distributions, and can be calculated analytically:

$$L(\omega, \Omega; T_e, T_b) = -2\pi i \left[n(\Omega, T_b) + \frac{1}{2} \right] + \Psi \left(\frac{1}{2} + i \frac{\Omega - \omega}{2\pi T_e} \right) - \Psi \left(\frac{1}{2} - i \frac{\Omega + \omega}{2\pi T_e} \right) \quad (5)$$

where Ψ are digamma functions and the dependence of the different terms on the temperatures of the electronic QPs (T_e) and bosonic excitations (T_b) has been made explicit.

In this formalism, the frequency-dependent scattering rate is a consequence of the microscopic interaction of the QPs with a distribution of bosons at temperature T_b . As an example, Figure 7 shows the electronic self-energy for the simple case of a generic coupling represented by a histogram function peaked at 50 meV. On an energy scale larger than the $\alpha^2 F(\mathbf{k}, \Omega)$ cut-off, the QP scattering rate reaches an asymptotic value that results from all the scattering process with bosons at energies $\Omega < \Omega_c$. As the temperature is increased, the change in the total number of phonons present in the system causes the increase of $\text{Im}\Sigma(\omega, T)$, as shown in the inset of Figure 7. We stress that when the QP scattering processes can be effectively described by the coupling with bosonic degrees of freedom, the temperature of the system and the bosonic function are the only parameters that control $\tau(\omega)$.

The \mathbf{k} -space integrated bosonic function is defined as:

$$\alpha^2 F(\Omega) = \frac{\int_{S_F} \frac{dS_k}{\hbar v_k} \alpha^2 F(\mathbf{k}, \Omega)}{\int_{S_F} \frac{dS_k}{\hbar v_k}} \quad (6)$$

dS_k being an infinitesimal surface element of the Fermi surface S_F and v_k the Fermi velocity at momentum \mathbf{k} . This approach has been successfully used [89] to explain

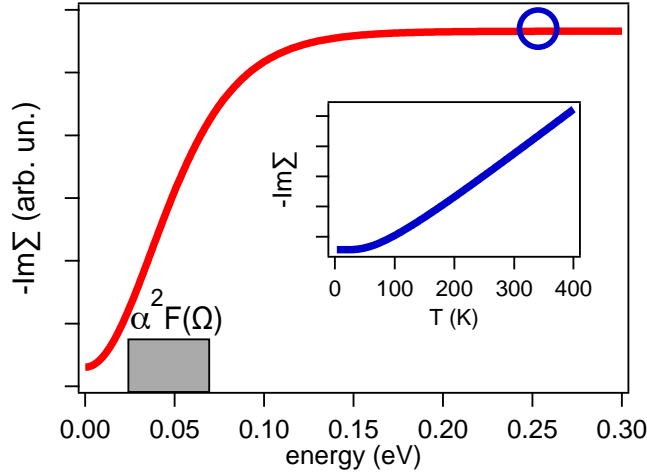


Figure 7. The \mathbf{k} -space integrated $\text{Im}\Sigma(\omega, T = 300\text{K})$ is reported as a function of the frequency. For the sake of simplicity we calculated $\text{Im}\Sigma(\omega, T)$ by solving Eq. 3, in which we considered the coupling with a bosonic function localized in the 25-75 meV energy range and represented by the histogram reported in the figure. The inverse QP lifetime reaches a constant asymptotic value on the energy scale corresponding to few times the energy scale of the bosons. In the inset we report the temperature dependence of $\text{Im}\Sigma(\omega, T)$ at the fixed value $\hbar\omega = 0.25$ eV. The increase of the inverse lifetime (scattering rate) is a consequence of the increase of the boson density as the temperature of the system is increased. The temperature-dependent boson density is accounted for by the kernel function $L(\omega, \Omega; T)$ defined in Eqs. 4,5.

the scattering properties of conventional metals that develop an isotropic superconducting gap in the electronic density of states ($\Delta(\omega, T)$), at temperatures smaller than the critical temperature T_c . The close correspondence between the $\alpha^2 F(\Omega)$ function measured [90] by tunneling experiments (see Figure 8) and the phonon density of states $F(\Omega)$ reconstructed by inelastic neutron scattering experiments [91] is considered as one of the most convincing proofs of the phonon-mediated pairing mechanism driving the formation of the Cooper pairs in metals.

The excited state dynamics in this formalism is expected to be characterized by the instantaneous Coulomb repulsion between charged QPs and a finite timescale attraction corresponding to the retarded interaction with the phonons. In the prototypical case of Pb, the high-energy cutoff in the $\alpha^2 F(\Omega)$ function ($\Omega_c \simeq 9$ meV) corresponds to $\hbar/\Omega_c \simeq 70$ fs ($\hbar = 658$ meV fs). This defines the fastest timescale of the electron-boson interaction. The possibility of defining a retarded electron-boson interaction was the key to the success of the BCS theory to explain superconductivity in conventional isotropic metals.

The critical parameter determining the T_c of the system is the electron-phonon coupling constant, defined as $\lambda_{lat} = 2 \int \alpha^2 F(\Omega)/\Omega d\Omega$. In the strong-coupling formalism, the McMillan's formula [92], based on the Eliashberg theory [93, 94], can be corrected to calculate [95, 96] the critical temperature for pairing in the s -wave channel:

$$T_c = 0.83\tilde{\Omega} \exp \left[\frac{-1.04(1 + \lambda_{lat})}{\lambda_{lat} - \mu^*(1 + 0.62\lambda_{lat})} \right] \quad (7)$$

where $\ln\tilde{\Omega} = 2/\lambda_{lat} \int_0^\infty \alpha^2 F(\Omega) \ln\Omega/\Omega d\Omega$ and μ^* is the non-retarded screened Coulomb pseudopotential that accounts for all the instantaneous electron-electron interactions.

This picture becomes more complex in the case of anisotropic systems. Particularly interesting is the case of MgB₂ that becomes superconductor [99] at $T_c \sim 40$ K, which is the largest critical temperature for what is commonly believed to be

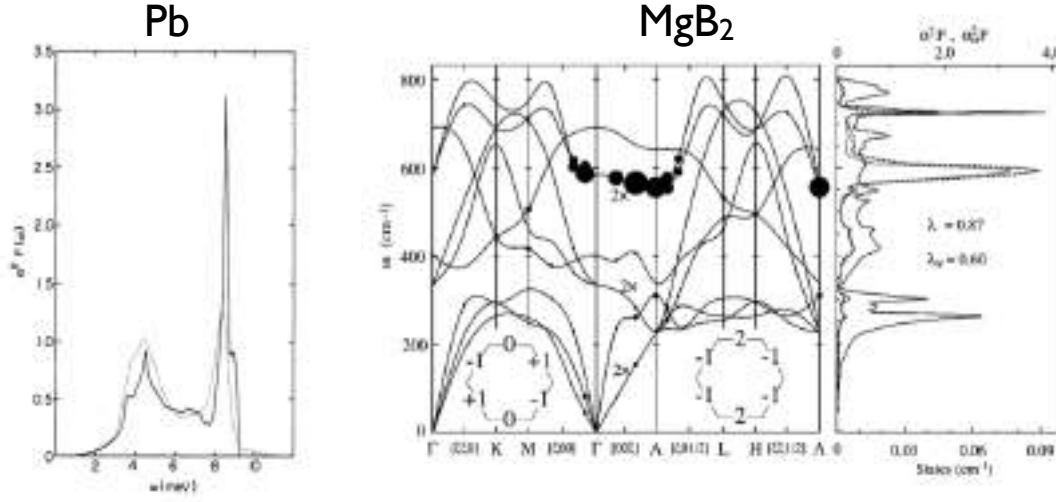


Figure 8. Left panel: Bosonic function of Pb as measured by tunneling experiment [90] (dotted line) and calculated [97] (solid line). Right panel: phonon dispersion and density of states and bosonic function calculated for MgB₂ [98].

a conventional electron-phonon superconductor. MgB₂ is a layered system consisting of graphene-like boron planes separated by magnesium planes. In this system, the electronic properties at the Fermi level are mostly determined by boron p_x , p_y orbitals that form in-plane σ -bands and p_z orbitals that form an out-of-plane π -band. The strong coupling [98] of the σ -bands to optical B-B bond-stretching modes is responsible for a strong electron-phonon coupling, that is described by an $\alpha^2 F(\Omega)$ with a strong peak at $\Omega_{SCP} \sim 70$ meV, as shown in Figure 8. Although the phonon density of states is almost flat around 70 meV, the coupling of the σ -bands to optical B-B stretching modes alone provides $\lambda=0.62$ that represents about the 70% of the total coupling. The strong anisotropy of the electron-phonon coupling is expected to be reflected in the dynamics of the system. Besides the instantaneous Coulomb repulsion, the characteristic structure of $\alpha^2 F(\Omega)$ defines two different timescales: i) $\hbar/\Omega_{SCP} \simeq 10$ fs related to the coupling with Strongly Coupled optical Phonons (SCP) and ii) $\hbar/\Omega_{lat} \gg 10$ fs related to the residual coupling with the other optical and acoustic modes.

3.1.2. Quasiparticle scattering including bosonic degrees of freedom of different nature

The physics of the cuprates represents a challenge to a picture of QP interacting with bosons within the effective-mass approximation. The insulating character of the undoped compounds ($3d^9$ electronic configuration, which corresponds to a half-filled band of $dx^2 - y^2$ character) is the consequence of the strong on-site Coulomb repulsion, U , between two holes occupying the same Cu lattice sites. The large U value ($U > W$, W being the bandwidth) leads to the failure of the single-electron approximation and to the necessity of introducing new models including strong correlation effects and Mott-Hubbard insulators. Although the hybridization between the Cu- $3d_{x^2-y^2}$ and the O- $2p_{x,y}$ orbitals plays a role into a wealth of interesting phenomena, it is commonly accepted that many basic properties of the underdoped compounds are well captured by the single-band Hubbard hamiltonian [100–102]:

$$\hat{H} = - \sum_{i,j,\sigma} (t_{ij} \hat{c}_{i\sigma}^\dagger \hat{c}_{j\sigma} + c.c.) + U \sum_i \hat{n}_{i,\uparrow} \hat{n}_{i,\downarrow} - \mu \sum_i \hat{n}_i \quad (8)$$

where $\hat{c}_{i\sigma}^\dagger$ ($\hat{c}_{j\sigma}$) create (annihilate) an electron with spin σ on the i (j) site, $\hat{n}_{i,\sigma} = \hat{c}_{i\sigma}^\dagger \hat{c}_{i\sigma}$ is the number operator, t_{ij} the hopping amplitude from the site i to j and μ is the chemical potential that controls the average electron density $n = \sum_{i\sigma} \langle \hat{n}_{i,\sigma} \rangle / N$ on each of the N lattice sites. This model represents the paradigm of the physics of strong correlations as it features the competition between the kinetic energy term, which naturally leads to metallic states, and the Coulomb energy term, which describes the repulsion between two electrons on the same lattice site.

In the limit $U \rightarrow \infty$ and for $n=1$ (half-filling), the electrons are completely localized by the repulsion and the ground state of the system is an insulator described by atomic-like wavefunctions Ψ_i localized on the lattice site i , with infinitely small fluctuations of the average occupation number, i.e., $\delta n \rightarrow 0$.

This is the extreme limit of a Mott-Hubbard insulator with a large gap U . On the other hand, for finite U values and for $t \ll U$ —where t is the nearest neighbor hopping—an antiferromagnetic coupling $J=4t^2/U$ between neighboring sites arises due to virtual hopping of holes into already occupied sites (with a U energy cost) through Anderson’s superexchange mechanism. If the lattice is not very frustrated, this leads to a magnetic ordering of the spins of the localized electrons. In this framework, the low-energy dynamics is described by a Heisenberg model.

The addition of carriers to the half-doped system by electron ($n>1$) or hole doping ($n<1$) leads to the so-called t-J model, which allows for the motion of carriers in the presence of superexchange interactions. By increasing the doping the antiferromagnetic ordering is destroyed, the system develops a low-energy spectral weight and it becomes a “bad metal”, whose nature is still object of a lively debate, while a Fermi-liquid is progressively recovered at larger dopings. The intertwining of high-energy incoherent excitations at energies of the order of U and low-energy coherent quasiparticles makes the description of the electron dynamics of cuprates an extremely challenging problem. In the case of the cuprates the above Mott-Hubbard picture does not completely apply as doped holes have been shown to occupy predominantly the oxygen sites, thus calling for a multi band description of the material. This brings into play another energy scale (~ 2 eV) associated to the charge transfer process and a coupling with oxygen phonons which can lead to polaronic effect for light doping [103–105].

Despite the overwhelming consensus about the role of strong electron-electron interactions not only in driving the Mott insulating state and antiferromagnetism, but also as the main source of the superconducting pairing, one of the main open questions is related to the very possibility of defining the boson-mediated interaction in doped cuprates [106]. The issue is whether the low-energy hole (electron) dynamics can be described through the interaction with a bosonic spectrum with a cutoff of the order of $2J$ [107], i.e., the high-energy cutoff of the spin-fluctuation spectrum, or the non-retarded (sub-fs) U energy scale is the only relevant parameter [106].

A wealth of techniques have been used to extract the electron-boson coupling in cuprates, as discussed in a recent comprehensive review [108]. Here we report the main experimental outcomes suggesting that at finite hole (electron) concentrations, the $\alpha^2 F(\Omega)$ function can be recast into a more general bosonic function:

$$\Pi(\Omega) = \alpha^2 F(\Omega) + I^2 \chi(\Omega) \quad (9)$$

that includes electronic correlations through the term $I^2 \chi(\Omega)$. We particularly focus on $\text{Bi}_2\text{Sr}_2\text{CaCu}_2\text{O}_{8+\delta}$, that is one of the most extensively studied copper oxides and allows a comparative study with different techniques.

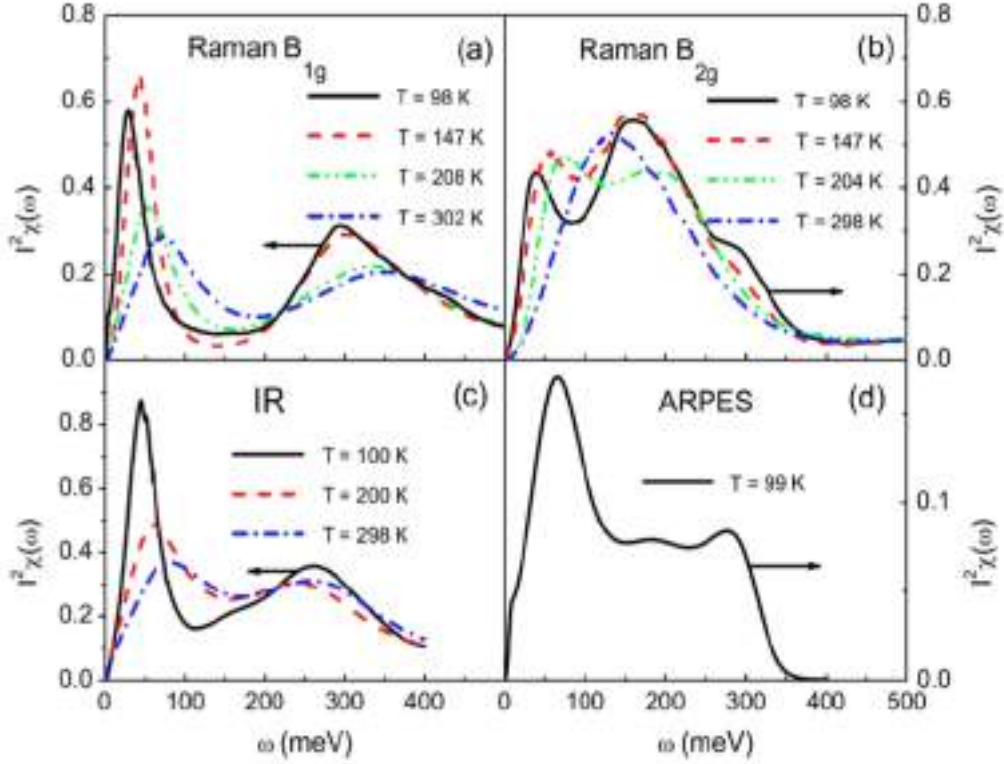


Figure 9. Summary of the electron-boson spectral function in Bi2212 extracted from: (a) B_{1g} (a) and (b) B_{2g} Raman data [112]; (c) optical conductivity [113, 114]; (d) from nodal direction ARPES [110, 111]. The Figure has been taken from [108].

Angle Resolved Photoemission Spectroscopy (ARPES) [109] has been widely used to investigate the electron-boson coupling in doped cuprates and other correlated materials. In case of strong electron-boson coupling, the QP dispersion exhibits a deviation from the non-interacting band and a kink at the energy corresponding to the boson mode coupled to the QPs appears. Considering the photoemission intensity profile at constant energy, usually called momentum distribution curve (MDC), the QP peak position (\mathbf{k}) and width (Δk) are related to the self-energy by the relations:

$$\text{Re}\Sigma(\omega, \mathbf{k}) = \omega_k - \epsilon_k^b \quad (10)$$

$$\text{Im}\Sigma(\omega, \mathbf{k}) = -\Delta k v_k^b \quad (11)$$

where ω_k is the QP energy, ϵ_k^b is the bare band energy at momentum \mathbf{k} and v_k^b is the QP velocity. Despite the difficulties in determining ϵ_k^b and in measuring the QP coupling with broad and featureless bosons at energies $\gtrsim 100$ meV, ARPES provides fundamental informations to address the electron-boson coupling problem. Figure 9(d) shows the bosonic function extracted [110] from ARPES spectra taken [111] along the nodal direction of optimally-doped $\text{Bi}_2\text{Sr}_2\text{CaCu}_2\text{O}_{8+\delta}$ (Bi2212), through Equation 3. $\Pi(\Omega)$ exhibits a peak at ~ 70 meV and a flat continuum with a cutoff at ~ 350 meV.

Raman spectroscopy is another useful tool to probe the low-energy electron dynamics. In Raman experiments the spectrum of inelastically scattered light is acquired as a function of the light polarization σ , that determines the symmetry of the scattering processes that can be accessed. It has been demonstrated [112] that the Raman Scattering rate is related to the bosonic function through a relation very similar to Equation 3, provided a weighting that takes into account the

symmetry of the modes is introduced. In Figure 9(a,b), the bosonic function extracted by Raman experiments on optimally-doped Bi2212 is reported. Depending on the polarization of the light, the extracted bosonic function is weighted by a factor $\cos^2(2\theta)$ (B_{1g} symmetry, sensitive to antinodal directions) and $\sin^2(2\theta)$ (B_{2g} symmetry, sensitive to nodal directions). Considering the average over the whole Brillouin zone, the $\Pi(\Omega)$ obtained by Raman spectroscopy has features very similar to that obtained by ARPES. It consists of a strong peak at low energy (~ 40 meV), which is strongly temperature dependent, and a broad continuum up to ~ 400 meV, which is less sensitive to temperature variations.

The frequency-dependent optical scattering rate ($\tau_{opt}(\omega)$) measured from IR optical spectroscopy can be also used to extract the electron-boson scattering rate, further corroborating the results from ARPES and Raman spectroscopies. The \mathbf{k} -space integrated $\Pi(\Omega)$ can be obtained from the optical data through the so-called maximum entropy techniques [115], provided a relation between the single-particle self-energy and the optical scattering rate, that involves particle-hole excitations, is found. In Section 4.1.2 a more comprehensive overview of the optical spectroscopy and of the underlying Extended Drude Model will be given. In Figure 9(c) the $\Pi(\Omega)$ function of optimally-doped Bi2212 samples is reported [113, 114]. The results are in striking agreement with those obtained by ARPES and Raman spectroscopy, confirming the presence of a temperature dependent peak at ~ 40 meV and a background with a cutoff at about ~ 400 meV. More recent results [116], suggests the possibility that the spectrum of bosonic fluctuations may extend up to very high energies of the order of 1-2 eV.

Finally, following the pioneering measurements on conventional superconductors [90], tunnel conductance measurements have been extended to correlated superconductors and revealed the opening of the superconducting gap and the manifestation of the electron-boson coupling. Being the tunnelling current sensitive to the integral of the joint density of states of the two sides of the junction used in the experiment, its derivative (the tunnel conductance) $dI/dV(V, T)$ can reveal the opening of a gap in the density of states. Meanwhile, electron-boson interactions show up as dip features in $dI/dV(V, T)$. In the particular case of Scanning Tunneling Microscopy (STM), the junction is formed by the sample and the scanning tip. STM technique is strongly complementary to \mathbf{k} -space resolved spectroscopies, such as ARPES, since it provides a direct measurement of the real-space dependence of the electronic properties. A recent work [117] on Bi2212 has demonstrated a strong inhomogeneity of the normal state electronic excitations in the 150-300 meV energy range. These inhomogeneities are spatially related to the opening of the superconducting gap at $T < T_c$ suggesting a direct relation between the two phenomena. Furthermore, a novel analysis [118] of data taken with the superconductor-insulator-superconductor (SIS) technique on Bi2212 demonstrated the possibility of extracting an extended bosonic function that exhibit a strong peak at ~ 40 meV and a weaker broad contribution at higher energies.

Taken all together, the results of ARPES, Raman, optical and tunnelling spectroscopies on $\text{Bi}_2\text{Sr}_2\text{CaCu}_2\text{O}_{8+\delta}$, suggest that, close to optimal doping ($\simeq 16\%$), the QP low-energy dynamics can be effectively described by the interaction with bosonic excitations, whose spectrum is characterized by a strong peak at 40-70 meV and a featureless part extending up to ~ 400 meV. These observations support a picture in which, the vertex corrections can be neglected for hole concentrations close or larger than the optimal doping concentration. This conclusion is in agreement with the Fermi-liquid based theoretical analysis of the electron-phonon coupling in the presence of strong electronic interactions [119, 120]. In particular, in Ref. 119 it is shown that the contribution of the vertex corrections to the effective

electron-phonon coupling scales with the ratio $\omega/v_F q$, ω and q being the transferred frequency and momentum and v_F the Fermi velocity. The strong correlation-driven renormalization of v_F in underdoped systems thus leads to the enhancement of the bare electron-phonon coupling as the Mott insulating phase is approached.

Far from solving the problem, the experimental results raise the fundamental question of the nature of the bosonic excitations coupled to QPs. While for Ω larger than the cutoff of the optical phonon branch (~ 90 meV) $\Pi(\Omega)$ is most likely related to the coupling with bosons of electronic nature, the low energy part ($\Omega < 90$ meV) is the result of the interplay of electronic interactions ($I^2\chi(\Omega)$) and electron-phonon coupling ($\alpha^2 F(\Omega)$). Considering the phonon acoustic and optical branches typical of cuprates, $\alpha^2 F(\Omega)$ is expected to be characterized by some universal features:

- i) the coupling of QPs to acoustic [121] and Raman-active optical [122] phonons in the < 40 meV energy range;
- ii) a relatively stronger and anisotropic coupling to either out-of-plane buckling and in-plane breathing Cu-O optical modes [123] at ~ 60 meV.

3.1.3. Magnetic degrees of freedom

The strong on-site Coulomb repulsion U , that is responsible of the insulating phase at zero doping, has also profound consequences in the QP dynamics of doped systems. The first dramatic consequence of the strong U is the intrinsic increase of $\text{Im}\Sigma$ related to the electron-electron interactions. The strong repulsion between the charge carriers eventually leads, at low hole concentration, to the loss of the concept of quasiparticle itself [124], driving the metal-to-insulator phase transition. Electronic correlations also give rise to additional bosonic degrees of freedom that should be considered to correctly describe the the low-energy QP dynamics. The $I^2\chi(\Omega)$ term in Eq. 9 accounts for all these scattering processes that include the coupling with antiferromagnetic fluctuations and with the fluctuations of the order parameter associated to a possible quantum critical point underneath the superconducting dome [125, 126].

In the undoped compounds the charge-transfer insulating phase is accompanied by long-range antiferromagnetism (AF), that is the consequence of the $J=4t_{ij}^2/U$ AF coupling constant. The dispersion of the excitations (AF magnons) of the AF lattice can be phenomenologically reproduced by the expression [127]:

$$\omega_{\mathbf{q}} = J\sqrt{(2 - \cos q_x - \cos q_y)(2 + \cos q_x + \cos q_y + \omega_{\mathbf{q}_{AF}}^2/4J^2)} \quad (12)$$

where $\omega_{\mathbf{q}_{AF}}=50\text{-}70$ meV is the spin gap that opens up at the AF wavevector $\mathbf{q}_{AF}=(\pi,\pi)$ (in units of the lattice parameter) in bilayer compounds. In Figure 10a we report the electronic unit cell and Brillouin zone (black squares), along with AF ones (red dashed squares). Figure 10b displays the $\omega_{\mathbf{q}}$ dispersion of AF paramagnons, as calculated by Equation 12. The maximum of the magnon dispersion is $\omega_{\mathbf{q}}=2J \simeq 250$ meV (assuming $J=125$ meV) and it is found in correspondence of the border of the AF Brillouin zone (X symmetry point), whereas $\omega_{\mathbf{q}}=\omega_{\mathbf{q}_{AF}}$ at the M point.

Recent Resonant Inelastic X-ray Scattering (RIXS) [127–131] measurements and have demonstrated (see Figure 11) the persistence of short-range spin-fluctuations far in the highly overdoped region of the phase diagram, challenging the common expectation that AF correlations should significantly weaken when moving away from the insulating phase. The tendency of doped systems to develop short range antiferromagnetic correlations is captured by the spin susceptibility, that can be

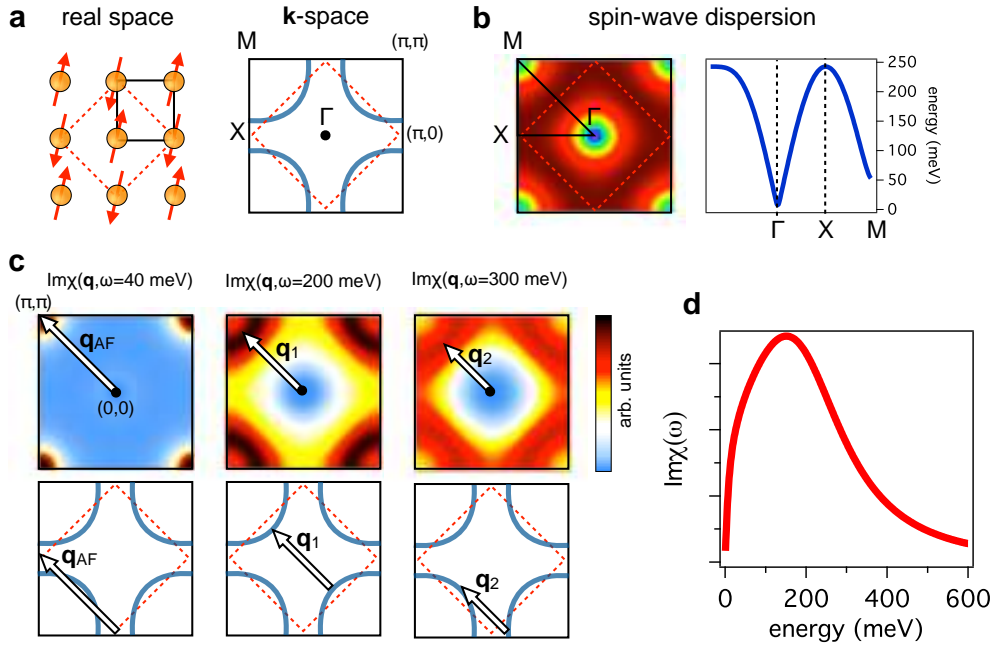


Figure 10. Schematic picture of the magnetic excitations of the antiferromagnetic copper sublattice.

phenomenologically described by the function [127]:

$$\chi(\mathbf{q}, \omega) = \frac{1 - (\cos q_x + \cos q_y)/2}{\omega_{\mathbf{q}}^2 - \omega^2 - i\Gamma\omega} \quad (13)$$

where Γ is the damping that account for the fluctuating character of short-range AF correlations. The $\chi(\mathbf{q}, \omega)$ function is shown in Figure 10c for the different values of the magnon frequencies and assuming the damping $\Gamma \sim 200$ meV, as extracted from the RIXS data reported in Fig. 11. For $\hbar\omega = 40$ meV, $\chi(\mathbf{q})$ is strongly peaked at the AF wavevector, revealing a very efficient and selective electron-boson scattering mechanism with an exchange of momentum $\mathbf{q}_{AF} = (\pi, \pi)$. At higher energies the momentum selectiveness of the scattering processes is progressively lost, leading to the coupling with spin fluctuations incommensurate to the AF lattice and with less-defined \mathbf{q} vectors, as shown in Fig 10. The richness of the magnetic excitations in hole-doped cuprates is also supported by neutron scattering experiments [132], that evidence a universal magnetic spectrum with a bandwidth of $\sim 2J$.

To summarize, short-range antiferromagnetic correlations lead to a new dissipation channel for the charge carriers. Although the development of microscopic models that could account for the initial and final states available for the scattering with spin fluctuations is still underway, the naive expectation is that the general bosonic function, $\Pi(\Omega)$, extended to include also bosonic fluctuations of electronic origin, should define three different timescales. Besides $\hbar/\Omega_{SCP} \simeq 10$ fs and $\hbar/\Omega_{lat} \gg 10$ fs, electronic correlations introduce an additional timescale, i.e., $\hbar/2J < 3$ fs, that is related to the \mathbf{k} -integrated coupling with short-range AF fluctuations. The SCP and magnetic timescales can be thus extremely fast and difficult to be disentangled, which leads to the complexity in these materials and poses a challenge both experimentally and theoretically.

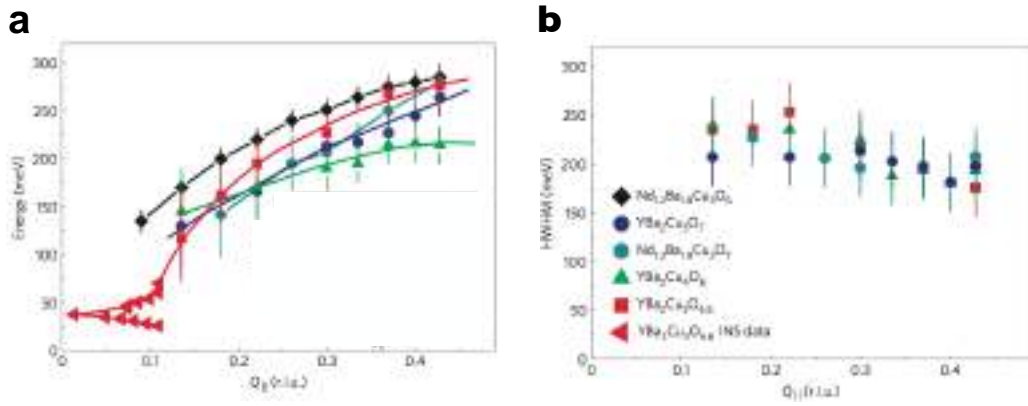


Figure 11. a) Dispersion and b) width of the magnetic excitations in the antiferromagnetic $\text{Nd}_{1.2}\text{Ba}_{1.8}\text{Cu}_3\text{O}_6$, the underdoped $\text{Nd}_{1.2}\text{Ba}_{1.8}\text{Cu}_3\text{O}_7$, $\text{YBa}_2\text{Cu}_3\text{O}_{6.6}$, $\text{YBa}_2\text{Cu}_4\text{O}_8$ and $\text{YBa}_2\text{Cu}_3\text{O}_7$ measured by resonant inelastic X-ray scattering at $T=15$ K. Readapted from Ref. 127.

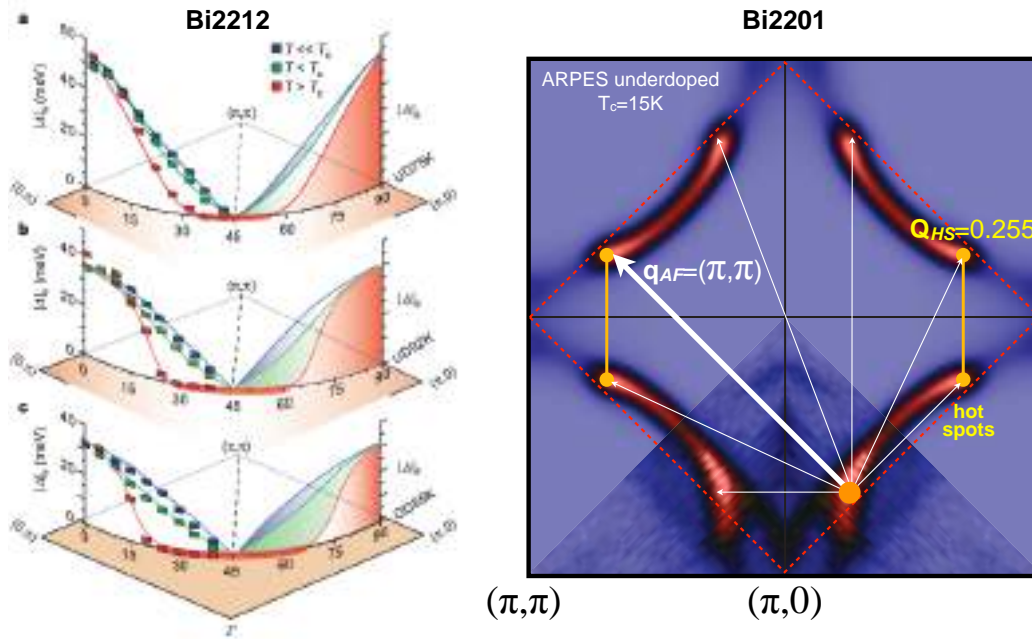


Figure 12. Pseudogap in underdoped cuprates. a) The doping- and temperature-dependence of the \mathbf{k} -dependent pseudogap, $\Delta_{PG}(\mathbf{k})$, is extracted from photoemission data on Bi2212 [133]. $\Delta_{PG}(\mathbf{k})$ is maximum at $\mathbf{k} \sim (\pi, \pi)$ (antinode), while $\Delta_{PG}(\mathbf{k})=0$ at $\mathbf{k} \sim (\pi/2, \pi/2)$ (node). b) Hot spots of the Fermi arcs in Bi2201 [134]. The wavevector of the main electron-electron and electron-boson scattering processes are indicated by the coloured arrows.

3.1.4. Quasiparticles scattering channels in the gapped phases

The low-energy physics of correlated materials is further complicated by the onset of (pseudo-)gapped phases in the temperature-doping phase diagram. Considering the ubiquitous pseudogap of cuprates ($\Delta_{PG}(\mathbf{k})$, see Fig. 12) in the low T -low doping region of the phase-diagram, the inherent anisotropy of the electronic density of states can dramatically affect the phase-space available for electron-electron and electron-boson scattering processes. A further complication in describing the relaxation processes in the pseudogap phase of correlated materials is the intrinsic instability of these systems towards different kinds of ordered phases. Such phases can be favoured by the reduced kinetic energy of the carriers and they might be associated with a quantum critical point underneath the superconducting dome [125, 126]. Indeed, a wealth of different broken-symmetries, such as unusual $\mathbf{q}=0$ magnetism [135–137], stripes [138], nematic and smectic phases [139–141], and, more recently, charge density waves (CDW) [134, 142–144] have been reported. The

fluctuations of these incipient order parameters are expected to provide a wealth of additional scattering channels that are very selective in the momentum space. This can be rationalized by the inspection of the prototypical Fermi surface of underdoped $\text{Bi}_2\text{Sr}_{2-x}\text{La}_x\text{CuO}_{6+\delta}$ (Bi2201), shown in Fig. 12 (right panel). The intersections of the Fermi arcs, characteristic of the pseudogap phase, with the AF Brillouin zone define the so-called hot-spots that are particularly sensitive to a wealth of different scattering processes: i) since the quasiparticle density of states is maximum in the hot-spots ($|\nabla_{\mathbf{k}}E(\mathbf{k})|^{-1}$ is maximum), they define an octet of most-probable elastic scattering processes that give rise to the typical QP interference pattern in STM measurements [145]; ii) The hot-spots are connected by the antiferromagnetic vector $\mathbf{q}_{AF}=(\pi,\pi)$, therefore they are subject to a strong scattering with AF fluctuations at $\hbar\Omega \sim 40$ meV; iii) Recent experiments [134] suggest that the CDW instability is driven by a Fermi surface nesting at the wavevector $\mathbf{q}_{HS}=(0.255,0)$, shown in Fig. 12 (right panel). As a consequence, the QP scattering with fluctuations of the CDW order is particularly strong at the hot-spots. On a more general level, the fluctuations of any incipient order parameter with a characteristic wavevector provide additional electron-boson scattering channels that are strongly selective in the momentum space.

These additional processes should be taken into account when modelling the QP relaxation processes after the impulsive photo-excitation of the pseudo-gapped system. In particular, the photoexcitation process can be roughly reduced to two main steps. In the first step, the pump pulse ($\hbar\omega$ photon energy) is absorbed creating electron-hole excitations extending from $-\hbar\omega$ to $\hbar\omega$ across the Fermi energy (E_F) and with a distribution that is regulated by the Joint Density of States (JDOS) of the photo-excitation process. As a consequence of the extremely short scattering time of high-energy excitations, this photoexcited population undergoes a fast energy relaxation related to multiple electron-electron and electron-boson scattering processes that lead to the creation of a large number of low-energy excitations. In the second and slower step, the subset of scattering processes that allow large momentum exchange, while conserving the energy, leads to the recovery of a quasi-equilibrium distribution dominated by nodal QPs at $\mathbf{k}\sim(\pi/2,\pi/2)$. At this stage, the anisotropic energy gap is expected to provide strong constraints to the large-momentum and small-energy exchange scattering processes necessary for the relaxation of antinodal excitations at $\mathbf{k}\sim(\pi,\pi)$ and the recovery of the quasi-thermal nodal population. Strictly speaking, the phase-space constraints for the scattering processes of the photoinduced non-thermal population can decouple, at least on the picosecond timescale, the populations at different \mathbf{k} . This non-thermal QPs distribution cannot be described by a Fermi-Dirac function at any effective temperature and cannot be captured by any effective-temperature model. Nonetheless, the possibility of creating a transient QPs population characterized by an occupation of the empty states that cannot be achieved in equilibrium conditions, opens intriguing perspectives to shed new light into the elusive pseudogap phase in correlated materials.

3.2. *Microscopic Descriptions of quasiparticles and beyond*

In the previous paragraphs we have outlined the main phenomenological approaches to describe strongly correlated systems at equilibrium along with their optical properties. Here we briefly show how the quasiparticle properties of a correlated system can be derived in a microscopic framework, i.e., solving models of interacting electrons like the Hubbard model described by Eq. 8, in which a band of lattice fermions is influenced by a local Coulomb interaction which acts when two fermions

with opposite spin are present on the same lattice site. Despite its formal simplicity, this model can not be solved exactly in more than one dimension as a consequence of the direct competition between the delocalizing effect of the hopping term and the constraint to the electronic motion imposed by the local repulsion. In order to describe realistic features of actual materials, the simple model above can be enriched by including more orbitals either on the transition-metal atom and on the ligand oxygen atoms, longer-range electron-electron interaction, electron-phonon coupling and other terms, but, as long as the Hubbard term remains the largest, the physics will be dominated by the above described competition between kinetic energy and electron-electron correlations.

In this section we do not aim at reviewing the huge amount of work which has been devoted to the investigation and the solution of these prototype modes and we refer the reader to recent reviews, Refs. [146] and [147] respectively dedicated to analytical (semianalytical) and numerical approaches. Instead we focus on two methods are well suited for the description of the quasiparticle dynamics in the strongly correlated regime and to an accurate characterization of the interaction effects contributing to the self-energy. The first approach, based on the Gutzwiller approximation (GA)[148], is a variational method that introduces an effective quasiparticle description by projecting out the “high-energy” configurations from a non-interacting wavefunction which would -without projection- describe a non-interacting metal. The second approach, centered on the Dynamical Mean-Field Theory (DMFT)[149], goes beyond the QP description and simultaneously accounts for the low-energy QP particle properties and the higher-energy excitation (exemplified by the “Hubbard bands”). This method is particularly suited for the description of the dynamical response of correlated systems, both in equilibrium, when linear-response theory holds and out of equilibrium.

3.2.1. Quasiparticles from strong correlations in the Gutzwiller approximation

The Gutzwiller Approximation, described in more details in Sec. 7.1, represents one of the most popular and effective approximations to treat strongly correlated electron systems. The method is based on the variational principle and on a wave function that introduces real-space constraints on an uncorrelated wave function described by a Slater determinant. In the case of the single-band Hubbard model, the idea is simply that the Hubbard U makes doubly occupied sites energetically unfavourable, while the kinetic energy gives rise to delocalized states, in which any of the local configurations is equally probable. Therefore, at every value of U there is an optimal value of double occupation resulting from this balance. The Gutzwiller wave function describes this process in terms of a variational parameter (projector). For multi-band systems more projectors with similar meaning can be introduced. Despite its approximate nature, the expectation value of a many-body Hamiltonian on the Gutzwiller wave function can not be computed analytically except for the case of infinite coordination number, where the variational energy depends only on the average double occupation. In finite dimensions this property becomes an approximation which goes under the name of Gutzwiller Approximation.

Despite its limitations, the GA provides precious insights on the physics of strong correlations, including the Mott transition and the reduction of quasiparticle weight when the critical point is approached, as pioneered by Brinkman and Rice[150].

The picture emerging from a GA calculation can be interpreted as a liquid of quasiparticles with a renormalized hopping amplitude and bandwidth. In the standard GA, the renormalization is momentum-independent and the full dispersion is renormalized by a unique factor, leaving the Fermi surface unaffected by the interactions. In this case, the reduction of the effective bandwidth is equivalent to an effective mass enhancement, and the Mott transition is associated to a vanishing

kinetic energy and a divergent effective mass. The main limitation of the GA is that the spectral weight which is lost at low-energy when the QPs lose their mobility is not recovered in high-energy spectral features.

One strategy to go beyond this limitation is to consider a *time-dependent* GA (t-GA), where the Slater determinants and/or the projectors are assumed to depend on time. In Sec. 7 we will review the non-equilibrium time-dependent GA which is used to describe the real-time evolution of correlated systems, but it is important to mention that the t-GA can be used to extract the linear response functions which are associated to intrinsic equilibrium properties of the system[151].

The Gutzwiller approximation can be generalized to include the most relevant realistic features, including a multi-orbital electronic structure [152], the coupling with bosons [153, 154] and geometry, including the role of surfaces [155, 156]. Furthermore, this approximation can be combined with density-functional theory (DFT) to provide a consistent picture of actual correlated materials[157–160] that is complementary to DFT+U methods [161] while less computationally demanding than DFT+DMFT methods [162].

3.2.2. Quasiparticles coexisting with high-energy features in Dynamical Mean-Field Theory

Dynamical Mean-Field Theory has nowadays a paramount role among the methods designed to treat strong correlation effects. The reason of this success is at least twofold: on one hand DMFT allows for the calculation of a variety of experimentally relevant quantities both for model systems and for more realistic situations, on the other hand, DMFT has provided us with a powerful reductionist approach to strongly correlated electrons on the verge of a metal-insulator transition. These electrons show the low-energy behavior of a metal, as expected in the Landau quasiparticle picture, while, at high energy, they behave as the localized carriers of a Mott insulator.

DMFT can be derived as the quantum version of a static mean-field theory, where the spatial fluctuations are frozen, but the local quantum dynamics is instead completely accounted for. In practice, the theory maps a lattice problem (for example the Hubbard model 8) onto a *local theory* in which a single interacting site is embedded into a non-interacting bath which describes effectively the interaction of the chosen site with the rest of the original lattice. The equivalence between the original lattice model and the effective local theory is enforced by a self-consistency condition for the local single-particle Green's function that we describe in Sec. 7.2.

The self-consistent solution of the effective local theory is typically realized with a simple iterative procedure, where a new local theory is generated applying the self-consistency condition to the output of a previous iteration, and the iterations proceed until the input and the output function coincide. The solution of the effective local theory can not be obtained analytically, but several numerically exact “impurity solvers” have been identified and, at least for the single-band model, the solution is nowadays completely established and solid.

It can easily be shown that DMFT becomes exact both in the non-interacting limit $U = 0$ and in the atomic limit where all the hoppings go to zero. This highlights that the method is intrinsically nonperturbative and it is therefore perfectly suited to study intermediate regimes, where the different energy scales are comparable.

3.2.3. Quasiparticle evolution approaching the Mott-Hubbard transition

We have discussed in Sec. 3.1.2 that the half-filled Hubbard model describes a Mott-Hubbard insulator in the large U limit. If we neglect the onset of antiferromagnetism, we can follow the evolution from a metal to the Mott insulator as a

function of U , i.e., the correlation-driven Mott transition, as well as the effect of doping on a Mott insulator. The Mott-Hubbard transition is arguably the most spectacular direct effect of strong correlations and its understanding is believed to be essential to understand less obvious effects including high-temperature superconductivity. The Mott-Hubbard transition is simply the process connecting a metallic state with a Mott-Hubbard insulator, a state in which the electronic conduction is inhibited by strong local Coulomb repulsion despite the partial filling of the band. The Mott-Hubbard insulator is indeed easily understood considering a half-filled single-band Hubbard (see Eq. 8) with one electron per site. In this case, if U is much larger than the bandwidth, the lowest-energy state is obtained occupying each site with one electron and the electronic motion is inhibited because it would imply the double occupation of a site and hence a higher energy. Starting from this state, one can then reach a metal either reducing the interaction (or, equivalently, enhancing the bandwidth) or doping carriers. In this section we describe the theoretical Mott-Hubbard transition which can be driven either by doping which takes place in a system described by the Hubbard model by increasing the interaction strength U . Within the GA, Brinkman and Rice[150] have demonstrated an evolution of the quasiparticles controlled by the progressive reduction of the average number of doubly occupied sites $d = 1/N_s \sum_i \langle n_{i\uparrow} n_{i\downarrow} \rangle$ from 0.25 (non interacting limit) to 0 (Mott insulator), a value which is reached at a critical value of the interaction.

The elimination of double occupancy is mirrored in a reduction of the *quasiparticle weight*, which measures the weight of coherent Fermi-liquid excitations with respect to incoherent states. For a non-interacting system $Z = 1$, while the Mott transition is associated to a complete loss of coherence, which implies $Z = 0$. This occurs for a finite value of $U = U_c \equiv 8|\varepsilon_0|$, where ε_0 is the non-interacting kinetic energy per particle. This effect can be described also in term of a self-energy $\Sigma(\omega) = A + (1 - \frac{1}{Z})\omega$, which is momentum-independent and it only depends linearly on frequency. We notice that a similar frequency-dependent can not be captured within standard Hartree-Fock mean-field which can only lead to a constant Σ . Due to the momentum-independent self-energy the effective mass is given by $m^* = 1/Z$. As a consequence, the Mott-Hubbard transition is associated to a divergence of the effective mass which clearly highlights the difference with band-like or disorder-driven metal-insulator transitions. Another consequence of the momentum-independence is that Z also renormalizes the full dispersion, which becomes $\varepsilon_k' = Z\varepsilon_k$, implying that the Fermi surface shape is not influenced by correlations. Thus one can picture the evolution of the spectral function obtained in GA by following only the red part of the spectrum shown in Fig. 13 (left column), where a broad non-interacting spectrum shrinks as U/W increases until a critical point where it simply vanishes.

It is worth to notice that the linear dependence of $\Sigma(\omega)$ can not be obtained within mean-field Hartree Fock, in which the self-energy is unavoidably constant and does not allow to describe loss of coherence and Mott physics in the absence of symmetry breaking. In Sec. 8 we will present more details about the equilibrium Mott transition within the GA approximation as a starting point to investigate the non-equilibrium dynamics.

The GA can be used also out of half-filling, where the system is always metallic for any doping. If we start $U > U_c$, one can study a doping-driven insulator-to-metal transition, in which Z is zero only in the half-filled case, and it linearly grows as a function of doping (in the standard Hubbard model with nearest-neighbor hopping only, doping with holes or electrons is equivalent by particle-hole symmetry).

The main deficiency of the GA is that it only describes the quasiparticle compo-

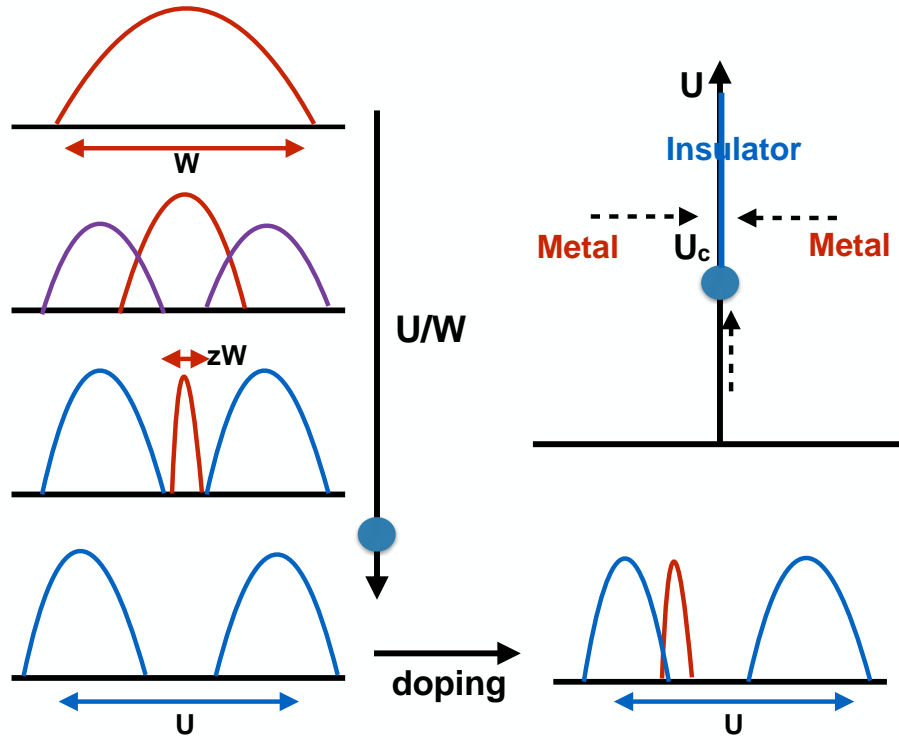


Figure 13. Schematic picture of the Mott-Hubbard transition within DMFT. On the left, following the vertical arrow from top to bottom: evolution of the single particle spectral function (local density of states) as a function of U/W . Red lines indicate the quasiparticle metallic part of the spectrum, blue lines indicate the insulating high-energy Hubbard bands and purple lines indicate an intermediate situation. Bottom of the plot: following the horizontal arrow we visualize the doping-driven Mott transition from a Mott insulator with a clear gap to a strongly-correlated doped metal with a quasiparticle peak. The figure corresponds to hole doping, while an electron doping would have led to a peak close to the upper Hubbard band. In the top-right part of the picture we report a schematic diagram locating the correlation-driven and doping-driven transitions (dashed arrows). The color notation is the same as in the left panels and the blue dot marks the Mott transition point.

nent of the correlated electrons and its disappearance as the interaction grows. The Mott transition is thus associated with the destruction of the metallic state and the description of the Mott insulator is completely trivial. One indeed expects that the reduction of the low-energy quasiparticle weight close to the Fermi level should be accompanied by a shift of spectral weight towards high energy. This latter contribution is expected to be incoherent and to evolve towards the Hubbard bands of the Mott-Hubbard insulator. The incoherence would be associated to a finite value of the imaginary part of the self-energy, which determines a finite lifetime for these high-energy excitation, in contrast with the long-lived quasiparticles.

While these effects are not accessible by the GA, that starts from a metallic wave function, they are all present in the DMFT picture of the Mott-Hubbard transition. Here the spectral function and the self-energy do not take a simple analytical form, but -at least for the single-band model- a numerically exact solution can be obtained straightforwardly using different solvers.

The evolution of the single-particle spectral function obtained within DMFT is reproduced in Fig. 13 (left column). The low-energy part apparently mirrors the behavior of the Brinkman-Rice transition, with a quasiparticle peak that gets narrower when the interaction is increased. However, in DMFT, the quasiparticle

peak is flanked by high-energy features, centered roughly at $\pm U/2$. Increasing the interaction the spectral weight is shifted toward higher energy. Interestingly, the quasiparticle peak disappears for a value of $U \simeq 1.5W$, when the Hubbard bands are already well separated (bottom-left panels in Fig. 13). As a consequence the Mott-Hubbard gap opens abruptly when the system becomes an insulator, even if Z vanishes continuously and the zero-temperature transition is of second order.

When the Mott insulator is doped (bottom-right panel in Fig. 13) the system immediately becomes metallic. However, the insulator-to-metal transition does not lead to a major reshuffling of spectral weight. Indeed a tiny coherent quasiparticle peak appears close to one of the Hubbard bands (the lower band for hole doping and the upper band for electron doping). As the doping increases the peak becomes larger and larger and eventually merges with the Hubbard band, gradually turning the system into a weakly correlated metal. Roughly speaking, the non-trivial strongly correlated region coincides with parameters such that the spectral function shows three coexistent features: the incoherent high-energy Hubbard bands and the low-energy coherent quasiparticle peak. This is vivid picture of a physical electron which has a partially itinerant and partially localized part, and one of the greatest successes of DMFT is precisely to provide a relatively simple and cheap representation of this non-trivial physics.

In the top-right part of Fig. 13 we report a schematic phase diagram which hold for both GA and DMFT. The dashed arrows indicate the two Mott-Hubbard transitions: the correlation driven transition that occurs at half-filling by increasing the value of U and the doping-driven transition that occurs for $U > U_c$ as a function of the density.

3.3. *Effective-temperature models*

The signature of the electronic coupling with the different degrees of freedom of the system could be unveiled by time-resolved techniques, under the form of different relaxation dynamics following the pump excitation. The stronger is the coupling to a specific subset of bosonic modes, the faster is the relaxation dynamics. Quantitatively, the link between the bosonic function extracted by conventional techniques and the outcomes of P-p experiments has been set in a seminal work by Allen [163]. In this work the energy exchange process between an electronic population at the effective temperature T_e and the bosonic fluctuations at the effective temperature T_b is investigated. Although the original work addresses the simplest case of an isotropic coupling with the phonons, in the following we extend the same formalism to the more general case of the QP coupling with bosonic fluctuations of electronic origin at the effective temperature T_{be} , with a subset of strongly-coupled phonons (usually buckling and breathing modes involving the Cu-O bonds) at T_{SCP} and with the rest of the lattice at T_{lat} .

A set of four coupled differential equations can be used to represent the following physical processes: a short laser pulse, with power density (absorbed) p , impulsively raises the effective electronic temperature of the QPs with a specific heat $C_e = \gamma_e T_e$ ($\gamma_e = \pi^2 N_c N(E_F) k_b^2 / 3$, N_c being the number of cells in the sample and $N(E_F)$ the density of states of both spins per unit cell). T_e then relaxes through the energy exchange with all the coupled degrees of freedom that linearly contribute to the total $\Pi(\Omega) = I^2 \chi(\Omega) + \alpha^2 F(\Omega)_{SCP} + \alpha^2 F(\Omega)_{lat}$. The rate of the energy exchange among

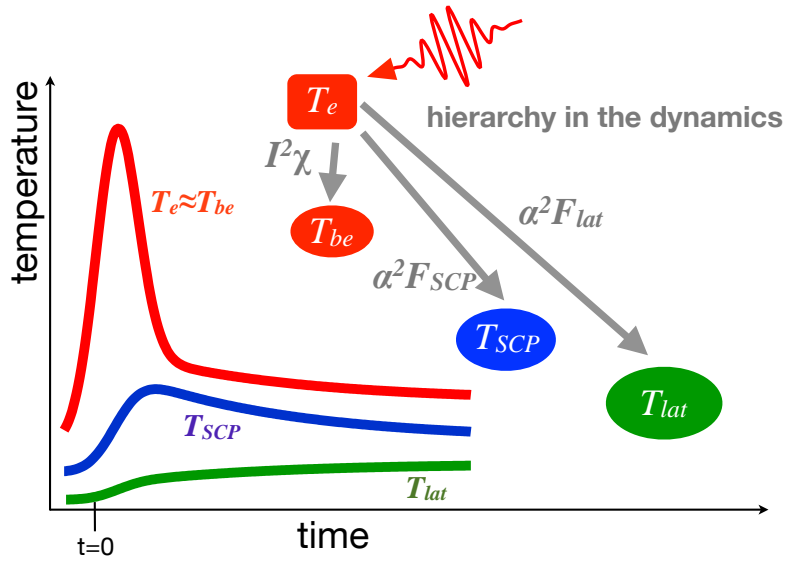


Figure 14. Temporal dynamics of the electronic and bosonic effective temperatures, as given by the Effective Temperature Model.

the different populations is given by [163]:

$$\frac{\partial T_e}{\partial t} = \frac{G(I^2\chi, T_{be}, T_e)}{\gamma_e T_e} + \frac{G(\alpha^2 F_{SCP}, T_{SCP}, T_e)}{\gamma_e T_e} + \frac{G(\alpha^2 F_{lat}, T_{lat}, T_e)}{\gamma_e T_e} + \frac{p}{\gamma_e T_e} \quad (14)$$

$$\frac{\partial T_{be}}{\partial t} = -\frac{G(I^2\chi, T_{be}, T_e)}{C_{be}} \quad (15)$$

$$\frac{\partial T_{SCP}}{\partial t} = -\frac{G(\alpha^2 F_{SCP}, T_{SCP}, T_e)}{C_{SCP}} \quad (16)$$

$$\frac{\partial T_{lat}}{\partial t} = -\frac{G(\alpha^2 F_{lat}, T_{lat}, T_e)}{C_{lat}} \quad (17)$$

where

$$G(\Pi_i, T_i, T_e) = \frac{6\gamma_e}{\pi\hbar k_b^2} \int_0^\infty d\Omega \Pi_i(\Omega) \Omega^2 [n(\Omega, T_i) - n(\Omega, T_e)] \quad (18)$$

with $\Pi_i = I^2\chi$, $\alpha^2 F_{SCP}$, $\alpha^2 F_{lat}$ and $n(\Omega, T_i) = (e^{\hbar\Omega/k_B T_i} - 1)^{-1}$ the Bose-Einstein distribution at the temperatures T_i ($i = be, SCP, lat$). The specific heat (C_{SCP}) of SCPs is proportional to their density of states and is taken as a fraction f of the total specific heat, i.e., $C_{SCP} = f C_{lat}$. We underline that the Eqs. 14-17 constitute a special case of more general equations in which the coupling is not only mediated by the electronic population, but explicit terms that directly link the bosonic populations are considered. In Fig. 14 we report the characteristic dynamics of the effective temperatures T_i , as calculated from equations 14-17. Considering that the specific heat of the spin fluctuations should be a fraction of the electronic specific heat [164], that is much smaller than C_{SCP} and C_{lat} , the temperatures T_i are expected to decouple very quickly after the excitation with the pump pulse. In particular, while T_{be} promptly follows the electronic temperature, T_{SCP} and T_{lat} increase on longer timescales, finally leading to the local effective thermalization ($T_e \approx T_{be} \approx T_{SCP} \approx T_{lat}$) on the picosecond timescale. Assuming that the variation of the optical properties is directly proportional to the electronic temperature T_e , the relaxation dynamics in the P-p experiments should contain

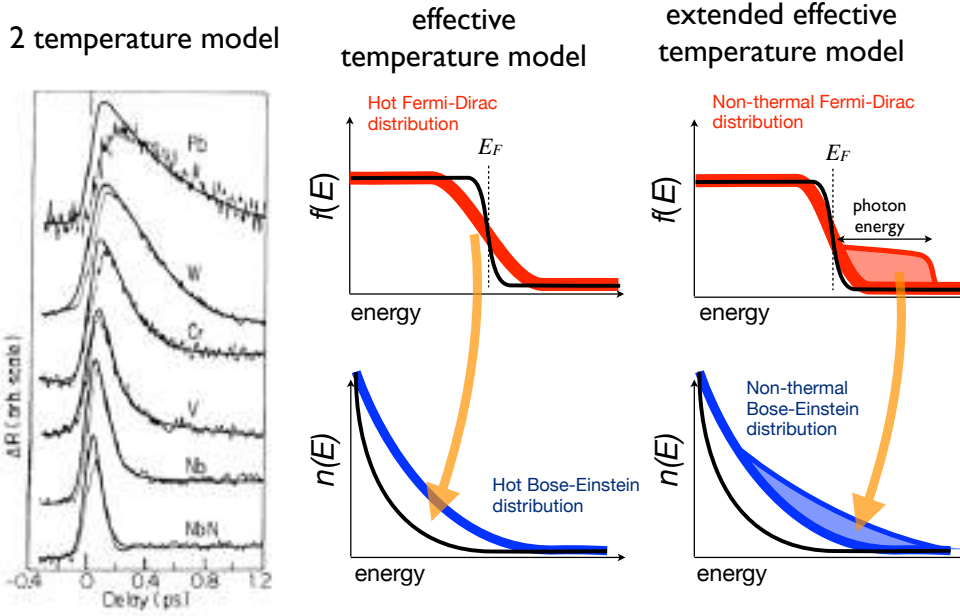


Figure 15. Effective temperature model to extract the electron-phonon coupling in metals. The left panel shows time-resolved reflectivity measurements on conventional superconducting metals [165]. The fit to the data (black line) is an exponential decay, whose time constant is given by Eq. 21. The central and left panels represent a sketch of the effective temperature model and of its extension to include a non-thermal distribution of QPs and phonons.

the fingerprint of all the relaxation processes with the different subset of bosonic fluctuations.

Further insight into this simple model, known as effective-temperature model, is gained by using the Taylor expansion of the Bose-Einstein distribution, $n(\Omega, T_i)$, under the assumption $\hbar\Omega \ll k_B T_i$. In this case, Eq. 14 reduces to:

$$\frac{\partial T_e}{\partial t} = \frac{g_{be}}{\gamma_e T_e} (T_{be} - T_e) + \frac{g_{SCP}}{\gamma_e T_e} (T_{SCP} - T_e) + \frac{g_{lat}}{\gamma_e T_e} (T_{lat} - T_e) \quad (19)$$

where $g_i = (3\gamma_e \hbar / \pi k_B^2) \cdot (\lambda \langle \Omega^2 \rangle_i)$ and $\lambda \langle \Omega^2 \rangle_i = \int_0^\infty \Pi_i(\Omega) \Omega d\Omega$ is the second momentum of the Eliashberg coupling with the sub-population i . Therefore, Eqs. 14-17 reduce to a set of linear coupled equations for the functions $T_e(t)$, $T_{be}(t)$, $T_{SCP}(t)$, $T_{lat}(t)$. Considering the simplest case of an isotropic coupling with the lattice (2-temperature model), the relaxation dynamics of $T_e(t)$ further reduces to:

$$\frac{\partial T_e}{\partial t} = -\frac{(T_e - T_{lat})}{\tau_{e-lat}} \quad (20)$$

that determines a quasi-exponential decay of $T_e(t)$ with initial slope given by:

$$\tau_{e-lat}(0) = \frac{\pi k_B^2 T_e(0)}{3\hbar \lambda \langle \Omega^2 \rangle} \quad (21)$$

Although useful to quantitatively support the outcomes of the first P-p experiments, the effective-temperature model has some intrinsic limits that mostly arises from the definition of T_e and T_i during the relaxation process of the photoexcited population.

The basic picture of the effective-temperature model is based on the assumption that the energy delivered by the pump pulse, under the form of a non-thermal oc-

cupation of the empty electronic states, rapidly relaxes to a "hot" Fermi-Dirac population before any energy is exchanged with the lattice (or with other bosonic fluctuations). Although the electron-electron interactions can be extremely effective in many materials, the validity of the hypothesis underlying the effective-temperature model could be disputed even in the simplest frame of the Fermi Liquid (FL) theory. As a consequence of the phase-space available for the scattering processes, the FL theory predicts a QP scattering rate (γ) of the form: $\gamma = a(E - E_F)^2 + b(k_B^2 T^2)$, where a and b are coefficients, E is the QP energy and T is the temperature. Considering finite temperatures (e.g. $T = 300$ K), the QP lifetime ($1/\gamma$) can range from $\sim 10^{-15}$ s at $E = 1$ eV to $\sim 10^{-10}$ s at $E = E_F$, that is much longer than the typical electron-phonon scattering time (typically in the 10^{-14} - 10^{-12} s range). In a more realistic picture, while the high-energy electronic excitations (~ 1 eV) promptly decay towards E_F , the low-energy excitations start exchanging energy with the bosonic fluctuations before an effective thermalization is achieved (see Figure 15).

From the experimental perspective, the lack of any fluence dependance in the relaxation dynamics, is often considered as the failure of the effective-temperature approach. Considering that $\tau_{e-lat}(0) \propto T_e(0)$ (see Eq. 21) and assuming a direct proportionality between $T_e(0)$ and the laser power density p (that is reasonable for very high excitation fluences, i.e., $T_e(0) \gg T_{sample}$), the effective-temperature model predicts a relaxation dynamics that linearly scales with p . This trend can be easily verified through intensity-dependent P-p experiments. Nonetheless, while this is true for the simplest case of an isotropic electron-phonon coupling (2-temperature model), the case of simultaneous energy exchange with different subset of phonons is less straightforward and no characteristic fluence-dependence of $\tau_{e-lat}(0)$ can be predicted *a priori*. This is a consequence of the fact that, while the electronic specific heat linearly increase with p , C_{SCP} and C_{lat} are almost independent of the pump fluence. In particular, considering a typical fraction $f = 0.1$ of SCPs, the SCP specific heat reduces to $0.1C_{lat}$ and $C_{SCP} \simeq \gamma_e T_e$ at the typical pump fluences necessary to have $T_e(0) \gg T_{sample}$. Therefore, in the realistic experimental conditions the fastest relaxation dynamics is no longer proportional to $T_e(0)$, as given by Eq. 21.

As already pointed out by Allen [163], the assumption that the distribution functions for the electrons are thermal (i.e. equilibrium ones) may not be correct. In other words, the assumption that electron-electron relaxation is instantaneous as compared to electron-phonon scattering may not always apply. In particular, when dealing with unconventional metals, such as cuprate superconductors, this assumption needs to be verified before quantitative values of γ_{eL} are discussed. To explicitly account for the non-thermal nature of the photoinduced electron population, the temporal evolution of the electron distribution should be included in the model through the Boltzmann equation (BE). The simplest way to tackle this problem is to assume a two-fluid picture in which the transient electron distribution, $f(E, t)$, is the sum of a thermal Fermi-Dirac distribution (f_T) at the effective temperature T_e and a non equilibrium part that is calculated by BE in the relaxation-time approximation:

$$f(E, t) = f_T(E, T_e(t)) + f_{NT}(E, t) \quad (22)$$

Accordingly to this model, usually quoted as Extended Multi Temperature Model (EMTM), the energy provided by the pump pulse is transferred to $f_T(E, T_e(t))$ through the non-thermal population f_{NT} . This process can be included in Eqs. 14-17 by replacing the source term $p(t)/\gamma_e T_e$ with $\int p(t') K(t-t') dt'$, in which $K(t-t')$ is a kernel function determined by the BE [166–168]. Recently, the improvement of

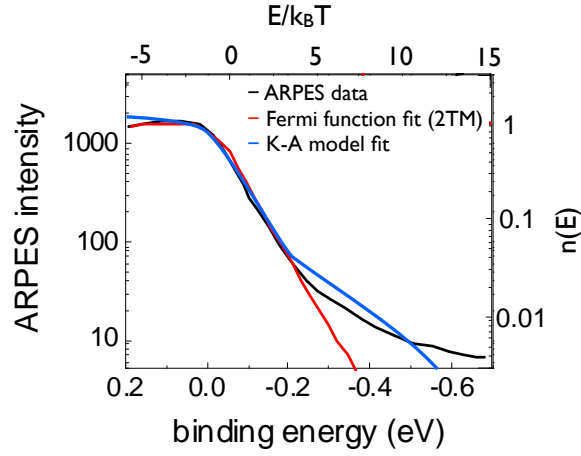


Figure 16. The ARPES spectrum of $\text{Bi}_2\text{Sr}_2\text{CaCu}_2\text{O}_8$ immediately after excitation (at zero delay) from Ref. 58 (black line), a fit to a Fermi-Dirac function (red line) and the calculated distribution function from Kabanov and Alexandrov [170] (Blue line)

the temporal resolution and spectral coverage of time-resolved experiments led to directly measure the dynamics (~ 400 fs) of formation of the thermalized electron distribution in gold [169], that can be exactly reproduced by the EMTM.

Nonetheless, a complete description of the problem should rely on the calculation of the real QPs distribution function beyond the approximation of the EMTM. Kabanov and Alexandrov re-examined the kinetic equations without prior assumptions regarding electron thermalization, and obtained an exact solution for the energy relaxation rate [170]. They analyzed P-p relaxation rates using an analytical approach to the Boltzmann equation, without assumptions regarding quasi-equilibrium distributions for the electrons or phonons, and with particular focus on cuprate superconductors. They applied the Landau-Fokker-Planck expansion, expanding the electron-phonon collision integral at room or higher temperatures in powers of the relative electron energy change in a collision with a phonon, $\hbar\omega/(\pi k_B T) \lesssim 1$. Then the integral Boltzmann equation for the non-equilibrium part of the electron distribution function $\phi(\xi, t) = f(\xi, t) - f_0(\xi)$ is reduced to a partial differential equation in time-energy space [170]:

$$\gamma^{-1} \dot{\phi}(\xi, t) = \frac{\partial}{\partial \xi} \left[\tanh(\xi/2) \phi(\xi, t) + \frac{\partial}{\partial \xi} \phi(\xi, t) \right], \quad (23)$$

where $f(\xi, t)$ is the non-equilibrium distribution function, and $\gamma = \pi \hbar \lambda \langle \Omega^2 \rangle / k_B T$. The electron energy, ξ , relative to the equilibrium Fermi energy is measured in units of $k_B T$. Multiplying Eq. 23 by ξ and integrating over all energies yield the rate of the energy relaxation:

$$\dot{E}_e(t) = -\gamma \int_{-\infty}^{\infty} d\xi \tanh(\xi/2) \phi(\xi, t), \quad (24)$$

where $E_e(t) = \int_{-\infty}^{\infty} d\xi \xi \phi(\xi, t)$. Under appropriate conditions, the characteristic electron-phonon relaxation rate given by the calculation differs from the rate derived by Allen in the numerical factor (which is twice larger) and the fact that the

ambient temperature enters the formula instead of the electron temperature:

$$\tau_{e-lat} = \frac{2\pi k_B^2 T_{lat}}{3\hbar\lambda\langle\Omega^2\rangle} \quad (25)$$

alleviating the need to determine the initial electron temperature T_e . The validity of these approaches requires careful consideration of electron-electron scattering rates, that crucially dependent on the specific material considered. The estimate that leads to Eq. 25 is supported by the experimental evidence of a non-thermal distribution in ARPES, which shows that the 2TM fails to describe the high-energy electronic distribution at very early times on the order of 50-100 fs [170, 171]. In Fig. 16 we show a comparison of the Fermi function used by the 2TM and the TR-ARPES data for $\text{Bi}_2\text{Sr}_2\text{CaCu}_2\text{O}_8$ together with a fit to a Fermi-Dirac distribution used to estimate T_e . Compared to the Fermi-Dirac curve, these data show a high-energy tail very similar to the exact non-equilibrium distribution from Ref. 170. Further confirmation of the validity of the formula 25 is the observation of linear dependence on sample temperature, just as predicted. The most important conclusion from this work is that the assumption that either electrons or phonons have equilibrium distribution functions is very approximate, and it may not hold quantitatively for the case of cuprates.

The 2TM can be easily extended to include the effect of thermal diffusion, in which case an additional term appears for the electronic and bosonic ($i = be, SCP, lat$) temperatures in the form of Fick's second law $dT_{e,i}/dt = -D\nabla^2 T_{e,i}$, where $D = K_{e,i}/\rho_{e,i}C_{e,i}$ is the thermal diffusivity, where $K_{e,i}$ is the thermal conductivity and $\rho_{e,i}$ is the density.

In all-optical measurements, the energy relaxation rates are inferred from the transient reflectivity response. The probe is assumed to measure the relaxation of the dielectric constant (and thus reflectivity) as a result of the relaxation of the electronic distribution function for the electrons, assuming electron-hole symmetry. The optical experiments rely on the existence of excited states for the final states in the probe transition, in which case the response is a summation over all the possible vertical transitions weighted by the matrix elements $M_{if}(E, k)$. Time resolved angular resolved photoelectron spectroscopy (ARPES) measures the electronic distribution functions more directly [58, 172, 173]. Optical and ARPES experiments potentially give similar information, allowing a comparison of the model predictions with experiments. The values of relaxation time from time-resolved ARPES experiments [58, 172–174] agree very well with the optical experiments in BiSCO [175–177].

All these models rely on the Fermi-liquid description of the electronic properties, of the electron-electron, and of the electron-boson scattering processes. The extension of these models to correlated materials, in which even the applicability of the concept of quasiparticle is disputed, is one of the great challenges of non-equilibrium physics in solid state systems. More broadly, electronic correlations provide a wealth of additional scattering channels, such as spin fluctuations and spin/charge orders, that could accelerate the heat exchange processes and the onset of quasi-thermal distributions.

3.4. The basic concepts of non-equilibrium superconductivity

The outcomes of the first single-colour experiments (see chapter 5) triggered an intense effort to develop simple models to interpret the novel information coming from the ultrafast dynamics. Although the energy released by the pump pulse

would eventually lead to a quasi-thermal state characterized by a local effective temperature, the high temporal resolution of the experiments allows to access the dynamics of the thermalization process itself. On this timescale the thermodynamic state, i.e., the distribution of the charge-carriers and bosonic excitations, cannot be described by a single temperature. The simplest approach is to treat the electrons and the bosonic baths as different coupled systems, characterized by specific effective temperatures. In this picture, the thermal state is achieved via the energy exchange among the different subsystems and the relevant timescale is regulated by the electron-boson coupling function (see chapter 3).

On the other hand, the study of the relaxation dynamics becomes a more complex problem when the systems undergoes the superconducting phase transition or, more in general, any kind of symmetry-breaking transition. In this case, the opening of a gap in the density of state introduces additional phase-space constraints for the scattering processes, that typically result in a bottlenecked dynamics. This problem will be tackled either from the microscopic point of view, in which the dynamics is the result of the interaction between non-thermal gap-energy electrons and bosons, or from the thermodynamic point of view, through the Ginzburg-Landau functionals. Even though the simple models presented in this chapter sometimes rely on brutal approximations, they represent the fundamental tools to move the first steps towards the quantitative study of the results of ultrafast experiments and to connect the ultrafast relaxation processes to the quasiparticle dynamics presented in chapter 3.

3.4.1. *The bottleneck in the dynamics: the Rothwarf-Taylor equations*

The issue of QPs relaxation in superconductors is relevant for non-equilibrium superconducting devices, superconducting particle detectors and for photoexcitation experiments. From QP recombination studies one can infer the intrinsic relaxation times and their dependence on the experimentally tuneable parameters, such as the excitation intensity. Uniquely, P-p techniques can distinguish between gap states and pseudogap states on the basis of their lifetimes. This is particularly important when the system under study is inhomogeneous, either in real space or in k -space. Real-space inhomogeneity may arise due to the presence of self-assembled stripes or aggregated textures [178, 179]. In k -space, we can speak of inhomogeneity when states at different regions in the Brillouin zone (BZ) have different character: for example some states may have polaronic character, while other states may have extended state character. This is particularly important in cuprates, due to the nodal-antinodal dichotomy, and in multi-band superconductors, such as pnictides, where a number of bands cross the Fermi level and become gapped below the superconducting transition. Very similar phenomenology is encountered also in other gapped systems, particularly CDW systems, where the Fermi surface is gapped in some regions of the BZ due, for example, to a Peierls instability [180]. The main difference is that in superconductors the gap is intended for single particle excitations out of the ground state, whereas in CDW systems, there is a gap for electron-hole excitations.

In photoexcitation experiments, after the initial rapid energy relaxation lasting for few hundreds femtoseconds, the electrons (holes) are nearly in equilibrium with phonons irrespective of whether there is a gap in the electronic spectrum or not. While in a gapless metal, the relaxation proceeds further towards thermodynamic equilibrium by the QP emission of low-energy acoustic phonons, in superconductors and CDW systems the final states are limited by the presence of a gap. In this case the QPs can relax to the ground state only provided that they emit a phonon with an energy greater than 2Δ , where Δ is the single particle gap energy (see Fig. 17). In other words, the energy relaxation process is interrupted when photoexcited

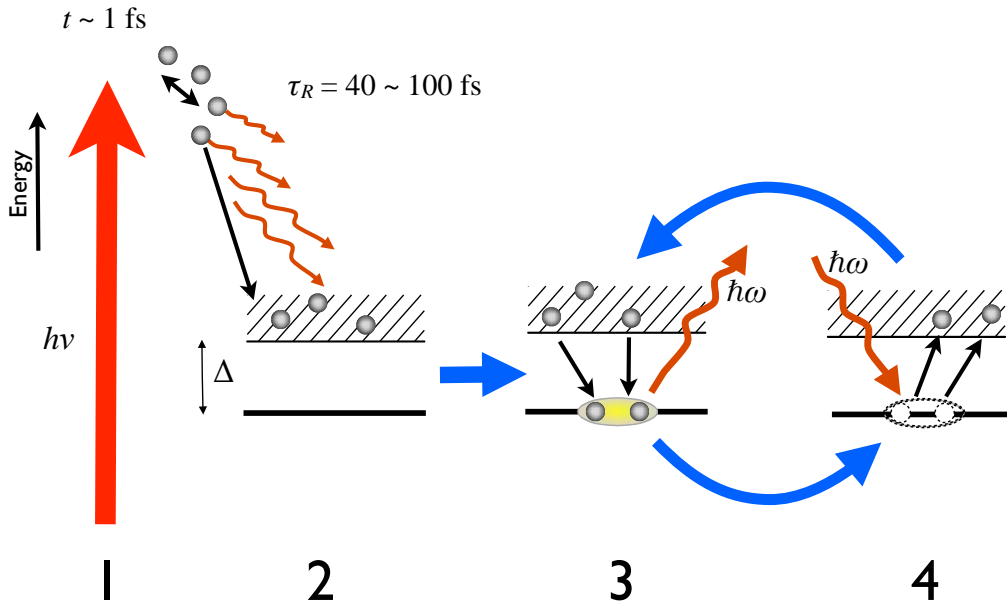


Figure 17. The relaxation of photoexcited electrons takes place in distinct steps (an analogous process takes place for holes). The initial steps are photoexcitation (1), electron-electron thermalisation and avalanche energy relaxation (2). The latter takes place within 40-100 fs. Thereafter quasiparticles recombine into pairs across the superconducting gap Δ (3) with the emission of high frequency phonons (orange wiggly arrows) with an energy $\hbar\omega > 2\Delta$. These GFPs can immediately break pairs (4), leading to a cyclical process shown by the blue arrows. This process is terminated either by anharmonic decay of GFPs with energy $\hbar\omega < 2\Delta$ or by phonons escaping from the photoexcited volume[181, 182].

particles reach states near the gap in the energy spectrum. As already discussed in the previous section, these non-equilibrium quasiparticles can be detected by excited state absorption or photoemission, measuring the QP density ($n(t)$) at the gap edge.

It was recognized already in 1979 by Rothwarf and Taylor (R-T) that the measured QP lifetime for these states is not governed by the intrinsic recombination rate R because one needs to take into account phonon reabsorption processes from the ground state, as shown in Fig. 17. They proposed a simple model to account for phonon re-absorption, in which the QP and pairing boson population dynamics are described in terms of two non-linear differential equations [181]

$$\frac{dn}{dt} = I_0 + \eta N - Rn^2 \quad (26)$$

$$\frac{dN}{dt} = -\frac{\eta N}{2} + \frac{Rn^2}{2} - \gamma(N - N_T) \quad (27)$$

where n is the QP population, N is the total gap-frequency phonon (GFP) population that can be separated into the photoexcited and thermal contributions: $N = N_{PE} + N_T$. η is the probability for pair breaking by the absorption of a phonon, and R is the bare QP recombination rate with the emission of a phonon and I_0 describes the incident pulse. The factor 2 comes from the fact that two QPs are annihilated with an emission of a single phonon in a recombination event. γ describes the loss of phonons by mechanisms such as phonon escape from the superconducting region [182] in mesoscopically inhomogeneous systems or in thin films; or anharmonic decay of the high-frequency phonons ($\hbar\omega > 2\Delta$) into lower frequency phonons ($\hbar\omega < 2\Delta$). Phonon escape may be important in inhomogeneous systems, or in thin films. In such cases, the rate limiting step is determined by the

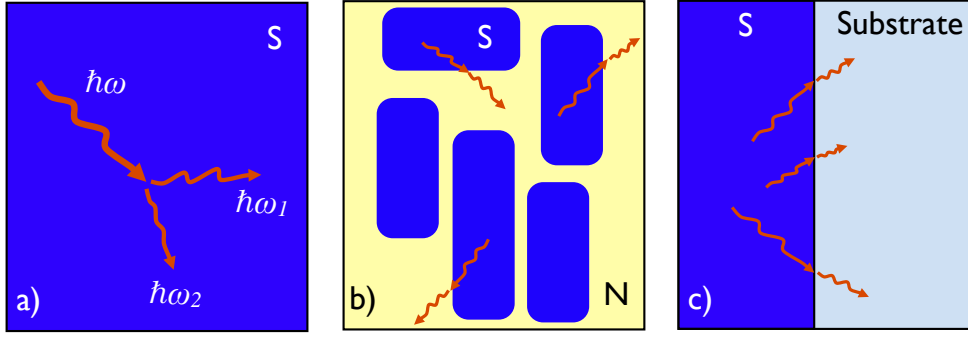


Figure 18. The processes which determine the rate limiting step, γ in the R-T equation 27. a) Anharmonic decay of phonons with energy $\hbar\omega > 2\Delta$ to lower energy phonons prevents further pair-breaking. b) Phonon escape from superconducting regions in an inhomogeneous state, such as a vortex state or an intrinsically textured state, removes them from the R-T loop[182]. c) Phonons escaping from the superconductor to the substrate cannot be reabsorbed, and present a rate limiting step in thin film samples.

characteristic length scale of the superconducting regions or the thickness of the film [183].

The anharmonic decay rate is known from phonon linewidths and time-resolved Raman measurements to be in the $0.2 \sim 1 \text{ ps}^{-1}$ range [184]. While the model was originally formulated for phonons as the pairing bosons, the model in its various forms applies equally to phonons and spin excitations as pairing bosons [185]. Indeed, apart from classical superconductors [186], hole [184, 187–198] and electron doped [199, 200] cuprates, MgB_2 [201], and recently pnictides [37, 202, 203], the model has been successfully used for optical studies concerning the QP recombination across the gap in several charge-density wave systems [57, 180, 204–206] and the relaxation of electrons between low-energy electronic states in Jahn-Teller ordered systems and in heavy electron systems [207–209].

Although the R-T equations can be solved numerically, analytic solutions [185] are more useful in performing systematic analysis as a function of particular parameters, such as excitation power, carrier density and temperature. In particular, analytical solutions reveal non-linear dependences of the relaxation time on pump intensity, as well as bimolecular decay kinetics or simple exponential behaviour with different excitation densities.

In thermal equilibrium $N = N_T$, $n = n_T$ and the equations reduce to $\eta N_T = R n_T^2$. The thermal-QP density at temperature T can be estimated as [185]

$$n_T(T) \cong N(0) \sqrt{2\pi\Delta k_B T} \exp(-\Delta/k_B T) \quad (28)$$

Here $N(0)$ is the electronic density of states at Fermi energy, and Δ is the energy gap. The estimate of the GFP density is given by:

$$N_T(T) \cong 36 \frac{\nu' \Delta^2 k_B T}{(\hbar\omega_D)^3} \exp(-2\Delta/k_B T), \quad (29)$$

where $\hbar\omega_D$ is the Debye energy and ν' is the number of atoms per unit cell.

As discussed in the previous section, for small perturbations the optical response is proportional to the excess QP density n_p . Substituting $n_p = n - n_T$ and $N_p =$

$N - N_T$ into 26 and 27 we can rewrite the RT equations:

$$\begin{aligned}\frac{dn_p}{dt} &= I_0 + \eta N_p - 2Rn_T n_p - Rn_p^2 \\ \frac{dN_p}{dt} &= J_0 - \eta N_p/2 + Rn_T n_p + Rn_p^2/2 - \gamma N_p,\end{aligned}\tag{30}$$

here we used the equilibrium condition: $\eta N_T = Rn_T^2$.

We can now discuss a number of different regimes for QP recombination. In the so called *weak bottleneck regime* the decay is dominated by γ , i.e. $\gamma/\eta \gg 1$, the first equation simplifies to $\frac{dn_p}{dt} = -2Rn_T n_p - Rn_p^2$. The relaxation rate τ^{-1} , defined as $\frac{-dn_p/dt}{n_p}$ for $t \rightarrow 0$, is temperature and intensity dependent:

$$\tau^{-1} = R(2n_T + n_p(0)),\tag{31}$$

where $n_p(0)$ is n_p at time $t = 0$. The relaxation time is dominated by two-body processes for low temperatures when $n_T \ll n_p$, but it shows a single particular exponential decay for the low excitation case ($n_T \gg n_p$).

More interesting is the opposite limit, namely the *strong bottleneck regime* where $\gamma/\eta \ll 1$. In this regime breaking of pairs by GFP is dominant, causing an initial fast exchange of energy between QPs and GFP (compared with $1/\gamma$) leading to a quasi equilibrium between GFP and QP.

This can be described as a two temperature regime where GFP and QP are in thermal equilibrium at a higher temperature than the rest of the system. This regime was named *prebottleneck dynamics* and the relaxation following it *superconducting state recovery dynamics*.

We can look at the *superconducting state recovery dynamics* in two limits. The low temperature limit is for the case when $n_T \ll \eta/R$. In this case $R(n_T + n_p) \ll \gamma$ and the thermal equilibrium is not established. The relaxation rate for this limit is again temperature and intensity dependent:

$$\tau^{-1} = 2\frac{R\gamma}{\eta}(2n_T + n_p(0))\tag{32}$$

For high temperature limit $n_T > \eta/R$ the relaxation rate is:

$$\tau^{-1} = \begin{cases} \gamma & \text{for } n_p \ll n_T, \\ \gamma/2 & \text{for } n_p \gg n_T \end{cases}\tag{33}$$

For this limit it is also interesting to write down the n_p as a function of light excitation density ε_l as quasi thermal equilibrium is achieved:

$$n_p^0 = \frac{1}{4} \left(\frac{\eta}{R} - 4n_T + \sqrt{\frac{\eta^2}{R^2} + 8n_T \frac{\eta}{R} + 16n_T^2 + 8\frac{\eta}{R} \frac{\varepsilon_l}{\Delta}} \right)\tag{34}$$

The buildup of the signal *prebottleneck dynamics* depends on the initial processes after photoexcitation in RT equations marked as I_0, J_0 . For the case where the first relaxation of highly excited quasiparticles is predominantly electron-phonon relaxation and the majority of the energy before thermal equilibrium is in the

phonon system the finite risetime can be described with Eqs. 30:

$$\frac{dn_p}{dt} \approx \eta N_p, \quad (35)$$

while n_p^2 is negligible.

By use of the two temperature model governed with bottleneck dynamics and conservation of energy Kabanov [184] derived equations for temperature dependence of the density of optically excited QP in low excitation limit as quasi-thermal equilibrium is reached between QP and GFP:

$$n_p = \frac{\varepsilon_l / \Delta_p}{1 + B \exp(-\Delta_p / k_B T)} \quad (36)$$

$$n_p = \frac{\varepsilon_l / (\Delta(T) + k_B T / 2)}{1 + B \sqrt{\frac{2k_B T}{\pi \Delta_c(T)}} \exp(-\Delta(T) / k_B T)}. \quad (37)$$

The first equation is for the case of a temperature independent gap like pseudogap with $\Delta_p = \text{constant}$ and the second for a temperature dependent gap $\Delta(T)$ such as the superconducting gap. In the equations the parameter $B = 2\tilde{\nu}/N(0)\hbar\Omega_c$ with $N(0)$ a density of states at Fermi energy, $\tilde{\nu}$ is the effective number of phonon modes per unit cell participating in the recombination process and Ω_c is the characteristic phonon cutoff frequency. It should be pointed out that these equations are derived for an isotropic energy gap (*s*-wave), whereas the calculations for anisotropic (*d*-wave) gap predict a different temperature behavior [184]. Since the simple *s*-wave model works well with several materials (see Sec. 5), it is argued that the recombination process mainly takes place at anti-nodes, where the gap magnitude is maximum.

3.4.2. The response due to the effective temperature and chemical potential perturbations in the superconducting state

A phenomenological description of the electron dynamics in the superconducting phase should account for the non-thermal modification of the electronic occupation induced by the pump pulse. To address this issue we recall the dependence of the superconducting (isotropic) gap on the excitation distribution function, as given by the BCS gap equation:

$$1 = N(0)V_{pair} \int_0^{\hbar\omega_D} \frac{d\epsilon_k}{\sqrt{\epsilon_k^2 + \Delta^2}} \left[1 - 2f_0 \left(\sqrt{\epsilon_k^2 + \Delta^2} / k_B T \right) \right] \quad (38)$$

where $N(0)$ is the electronic density of states at the Fermi level, Δ the gap and V_{pair} the attractive pairing potential. The main role of the thermal energy $k_B T$ is to control the number and the distribution of excitations in the empty states, ϵ_k , above the Fermi energy. When the temperature is increased, the thermal occupation of the available states $E_k = \sqrt{\epsilon_k^2 + \Delta^2}$, given by the Fermi-Dirac distribution $f_0(E_k/k_B T)$, prevents these states from participating to the formation of the superconducting condensate and eventually leading to the superconducting-to-normal state second-order phase transition. When the system is excited by light pulses with photon energy $\hbar\omega > \Delta$, the thermal distribution is perturbed leading to a transient non-equilibrium population described by: $f_k = f_0(E_k/k_B T) + \delta f_k$. The number of excess

excitations can be calculated by integrating the non-equilibrium distribution:

$$\delta n = \frac{1}{\Delta(0)} \int_0^\infty \delta f_k d\epsilon_k \quad (39)$$

The simplest approach to account for the photoinduced non-equilibrium population is attained by introducing some effective parameters, namely an effective temperature T_{eff} [210] or chemical potential μ_{eff} [211] to describe δf_k . Although simple, these two effective distributions represent the general classes of perturbation that can be applied to a superconducting system [212]. In the effective temperature model, $\delta f_k(T_{eff})$ is even with respect to inversion through the Fermi energy and the excess distribution is the same for electron-like and hole-like excitations. In this case the non-equilibrium population is calculated by a Fermi-Dirac distribution at the effective temperature $T_{eff} > T$. In contrast, a change in the effective chemical potential describes any odd perturbation of f_k , in which the excess electron- and hole-like excitations are unbalanced. In the superconducting state, the possible shift of the chemical potential of "normal" quasiparticles can be balanced by the opposite shift of the chemical potential of superconducting pairs. The μ_{eff} model can be used when the excitation process is *charged*, in the sense that it intrinsically changes the number of charged carrier, such as the case of electron injection in superconductors.

The case of photoexcitation in multiband systems is more complex. The photoexcitation process does not alter the total charge distribution of the system, but creates a non-thermal distribution of electron-hole excitations. If the electron and hole density of states are completely symmetric, the chemical potential remains constant during and after the photoexcitation process. However, in realistic multiband systems the density of states and the effective mass of the empty levels filled by the electrons can be dramatically different from those of the occupied states below the Fermi level. As a consequence, an excitation can lead to the simultaneous variation of T_{eff} and μ_{eff} in order to maintain the charge-neutrality. This picture is expected to represent well the case of underdoped cuprates, that are characterized by the pseudogap and the superconducting gap, and of charge-transfer insulators, in which the excited electron have $3d$ character, while the excited holes mainly reside in the $O-2p$ orbitals.

Both models predict a decrease of the superconducting gap $\Delta(\delta n, T)$ when increasing δn (expressed in units of $4N(0)\Delta(0,0)$) but with important differences [213]. In the T_{eff} model the gap dependence can be approximated by $\Delta(\delta n, 0)/\Delta(0,0) \approx 1 - 32(3\delta n)^{3/2}/\pi^3$ and a complete closing is obtained at $\delta n_{cr}(T_{eff}) \simeq 0.33$, causing a second-order phase transition to the normal state. In the μ_{eff} model the gap closing is slower, i.e. $\Delta(\delta n, 0)/\Delta(0,0) \approx 1 - 4\sqrt{2}\delta n^{3/2}/3$, and, before the complete gap collapse at $\delta n \simeq 0.65$, the free energy of the superconducting state equals the normal state one. The free energy difference between the two phases, in units of the condensation energy $U_c = N(0)\Delta^2(0)/2$, is expressed [213] as $\Delta F(\delta n) \approx -1/2 + 16\sqrt{2}\delta n^{3/2}/3$ and reduces to zero at $\delta n_{cr}(\mu_{eff}) \simeq 0.16$. The most important consequence is that, within the μ_{eff} model, a first-order phase transition from the superconducting to the normal state can take place. This possibility introduces a non-thermal scenario in which superconducting and normal domains can spatially coexist, in contrasts to what expected in equilibrium conditions. We underline that the differences between the predictions of two models are not related to the density of excitation injected into the system but to their energy distribution.

We stress that the crucial issue to describe the photo-excitation process through

the T_{eff} or μ_{eff} models is the way the pulse energy, E_p , is shared among the different degrees of freedom of the system, i.e. $E_p = E_{QP} + E_c + E_{ph} + E_{bos}$, where E_{QP} is the energy directly absorbed by QPs excitation, E_c is the energy necessary to modify the condensation energy of the system, E_{ph} and E_{bos} are the energies released to the phonons and to other bosonic fluctuations, such as short-range AF excitations. While the T_{eff} model directly provides the amount of energy delivered to the bosonic degrees of freedom, that are described by a Bose-Einstein distribution at T_{eff} , in the μ_{eff} model the excess bosons are not accounted for and the absorbed energy is entirely absorbed by the shift of the chemical potential. Calculating the excess excitations injected by a short light pulse in the limit of weak optical perturbation ($\delta n \ll n_T$, where n_T is the total number of thermal excitations), it has been shown [184] that:

$$\delta n = \frac{E_p / [\Delta(T) + k_B T / 2]}{1 + g(k_B T / \Delta) \exp[-\Delta(T) / k_B T]} \quad (40)$$

where $g(k_B T / \Delta)$ is a function of the temperature dependent gap. A common assumption is that the photoresponse of a superconducting systems is proportional to the number of excess excitations. This is particularly reasonable in the case of optical measurements in transmission on thin films, in which the relative variation of transmissivity, $\delta T / T$ is directly proportional to the change in absorption, given by the imaginary part of the complex refractive index ($n + ik$). In this case, the relation $\delta k / k \simeq \delta n / n_T$ and Eq. 40 suggests that the photoresponse is given by a universal function of $\Delta(T) / k_B T$ and can be used as a powerful probe of the gap amplitude, also in systems that exhibit multiple gaps [184, 188].

Once the optical perturbation is halted, the equilibrium distribution at the temperature T is recovered by exchanging energy with the thermal bath constituted by the different degrees of freedom interacting with quasiparticles. In conventional superconductors, the main relaxation channels is provided by the inelastic scattering with phonons, although elastic electron-electron scattering processes can play a role in the case of an anisotropic gap. Although a quantitative estimation of the relaxation time should be based on a microscopic model accounting for the density of states and all the possible couplings with bosonic fluctuations, a simple and general phenomenological expression links the relaxation time, $\tau_{T_{eff}, \mu_{eff}}$ to the gap value, in the limit $\Delta \ll k_B T$, i.e., for $T \simeq T_c$:

$$\tau_{T_{eff}, \mu_{eff}} = c_{T_{eff}, \mu_{eff}} \frac{k_B T_c}{\Delta(T)} \quad (41)$$

where $c_{T_{eff}, \mu_{eff}}$ is a coefficient that depends on the microscopic parameters of the system and is proportional to the inelastic scattering time of a quasiparticle at the Fermi surface. This relation predicts a characteristic divergence of the relaxation time when T_c is approached, that is related to the progressive decrease of the phase-space available to inelastic scattering processes that involve a fraction $\Delta(T) / k_B T_c$ of the thermally occupied states.

3.4.3. Sub-gap photo-excitation and gap enhancement

A particularly interesting case is related to the sub-gap ($\hbar\omega < 2\Delta(T)$) optical excitation of a superconducting or, more in general, of a gapped system at the equilibrium temperature T . As discussed in the previous section, Eq. 38 suggests that the QP distribution plays the fundamental role in determining the gap value. Therefore, by manipulating the equilibrium QP distribution function on the energy scale $k_B T$, it is possible to enhance the gap value [212, 214], provided that

the total number of excitations is not increased, i.e., $\delta n=0$. During the photoexcitation process, the constraint $\hbar\omega < 2\Delta(T)$ does not allow breaking Cooper pairs and photoinjecting additional excitations, while thermal quasiparticles are preferentially elevated from the low-lying states at $\Delta \leq E_k \leq \Delta + \hbar\omega$, to the less populated states at $E_k > \Delta + \hbar\omega$. Intuitively, this process increases the number of states ($\delta f_k < 0$) at $E_k \geq \Delta$ available for the formation of the superconducting condensate, thus increasing the value of the gap. From the gap equation, it is possible to define the effective temperature change δT_{eff} corresponding to the change of the gap amplitude:

$$\frac{\delta T_{eff}}{T} \simeq \int_{-\infty}^{+\infty} \frac{\delta f_k}{\sqrt{\epsilon_k^2 + \Delta^2(T)}} d\epsilon_k \quad (42)$$

that becomes negative (*effective cooling*) when $\delta f_k < 0$. This effect is particularly evident at moderate temperatures while at very low temperatures, the absence of thermal excitations prevents the formation of the non-thermal distribution necessary to achieve the gap enhancement.

In conventional superconductors, the gap is of the order of a few meV, that requires excitation with sub-THz electromagnetic radiation to fulfil the relation $\hbar\omega < 2\Delta(T)$. Indeed, a gap enhancement corresponding to $\delta T_{eff} \sim 2\%$ by continuous-wave microwave radiation has been demonstrated in thin metallic films [215, 216]. For $T > T_c$ it has been shown that a new superconducting state with a finite gap is the stable solution of the gap problem upon CW irradiation [217].

In principle, the same approach could be extended to achieve the gap enhancement in high-temperature superconductors. The large value of $2|\Delta| \sim 40$ meV [218] permits to design experiments in which short and very intense THz and far-infrared pulses are used to create a transient non-thermal population. However, the *d*-wave character of the superconducting gap prevents from achieving the condition $\hbar\omega < 2\Delta_k(T)$ for every *k* value. In particular, a large rate of QP production is expected in the nodal region, i.e., $\mathbf{k} \sim (\pi/2, \pi/2)$, in which $\Delta_{(\pi/2, \pi/2)} = 0$. Furthermore, the non-thermal population can be sustained on the timescale determined by the relaxation time given by Eq. 41, that is proportional to the inelastic scattering time of QPs at the Fermi surface. Therefore, the wealth of different scattering channels available in correlated materials (see previous sections) could confine the typical inelastic scattering processes to the femtosecond timescale, making extremely difficult the feed of the non-thermal distribution necessary to achieve the gap enhancement condition. A microscopic description of the out-of-equilibrium superconductivity in correlated materials and the possible *d*-wave gap enhancement via ultrashort THz pulses represents a challenge for condensed matter theory and experiments.

3.5. Dynamics of the order parameters: time-dependent Ginzburg-Landau functionals

Any system characterized by a broken symmetry can be described through the Ginzburg-Landau functionals that introduce the concept of (complex) order parameter $\Psi(r)$ [219]. The ground state of the system is obtained by minimization, over the entire volume, of the normalized (and adimensional) Landau free-energy, \tilde{U} :

$$\tilde{U} = \int (\tilde{u}_0 + \frac{A_0(P, T)}{2} |\eta|^2 + \frac{B(P)}{4} |\eta|^4 + \lambda |\nabla \eta|^2) dv \quad (43)$$

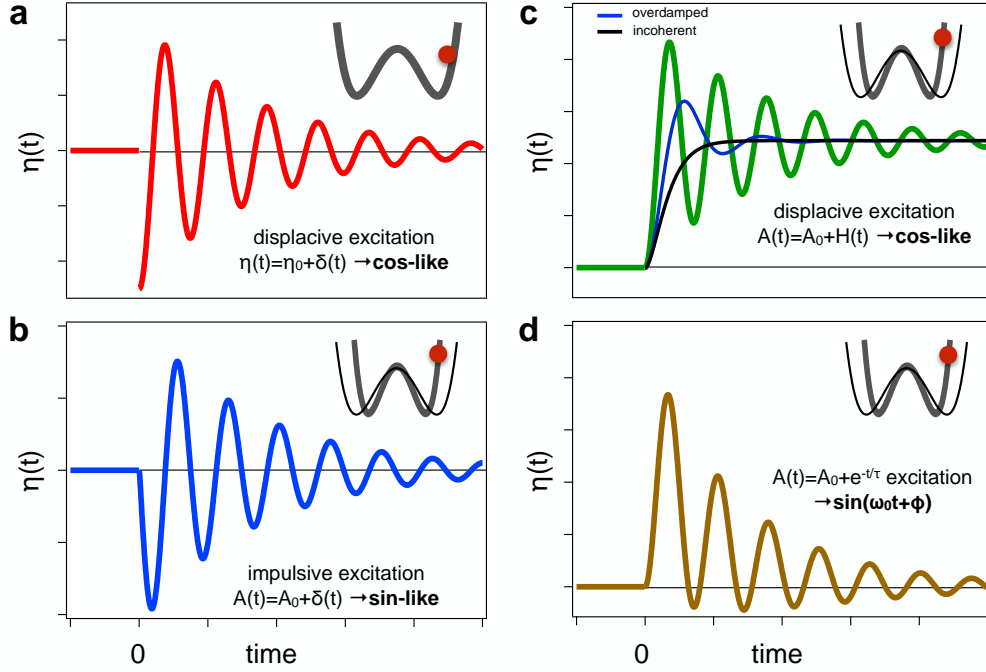


Figure 19. Dynamics of the order parameter in a broken-symmetry phase.

where $\eta = \Psi/\Psi_{eq}$ is the order parameter normalized to its equilibrium value, $A_0(P, T)$ and $B(P)$ are the coefficients that determine the thermodynamics of the symmetry-broken second-order phase transition, and λ is the stiffness to the spatial perturbations of η . The generality of this approach allows treating on the same footing a wealth of different ordering phenomena of relevance to correlated materials, such as lattice distortions, magnetic ordering, superconductivity and charge density wave (CDW) instabilities.

The extension of this approach to describe the dynamics of the order parameter after an impulsive excitation is based on the possibility of replacing the temperature-dependent coefficient $A_0(P, T)$ with a time-dependent function $A(t)$. A general equation of motion can be derived by differentiating \tilde{U} with respect to the order parameter:

$$\frac{d^2\eta}{dt^2} + \alpha\omega_0 \frac{d\eta}{dt} = -\omega_0^2 \frac{\partial \tilde{U}}{\partial \eta} = -\omega_0^2 [A(t)\eta + B\eta^3] \quad (44)$$

where ω_0 is the eigenfrequency of the mode, characterized by a well-defined dispersion. For sake of simplicity, we assume a real homogeneous order parameter which describes an optical mode whose dispersion is almost flat. The possible damping of the coherent motion of η is introduced through the adimensional coefficient α . At equilibrium, $\partial \tilde{U}/\partial \eta = 0$ and Eq. 44 does not contain any forcing term. As soon as a perturbation is applied, $\partial \tilde{U}/\partial \eta \neq 0$ and a coherent motion is triggered, whose dynamics is controlled by the shape of the mexican-hat potential \tilde{U} (see Fig. 19).

This simple formalism can be applied to describe different processes that are relevant to time-resolved experiments. The naïve picture is that the interaction with the pump pulse prepares a perturbed state of the system in which the value of the order parameter is partially quenched from $\eta_{eq}=1$ to $1-\delta\eta(t)$. In this case, the potential is unchanged and the evolution of the system is that of an harmonic oscillator in which the initial displacement is maximum, while the initial velocity is

null. This typical cos-like oscillatory dynamics is shown in Fig. 19a. The damping term α mimic the energy exchange process with the thermal bath that transforms the energy selectively stored in the coherent motion into thermal energy shared among the different degrees of freedom. In other terms, the loss of coherence of the oscillation of $\eta(t)$ is a consequence of the dissipation to the thermal bath that ultimately allows the relaxation to the equilibrium value $\eta=\eta_{eq}=1$.

Nonetheless, this simple picture does not represent most of the excitation processes in which there is no direct dipole-allowed coupling between the light pulse and the order parameters. In contrast, the excitation pathway is usually mediated by some electronic transition, either real or virtual, that impulsively modify the potential landscape of the system. This process can be modelled by introducing the time-dependent coefficient $A(t)=A_0+f(t)$ which describes the temporal evolution of the perturbation, that can have either an impulsive or displacive character. In the first case, the change of $A(t)$ instantaneously follows the temporal profile of the laser pulse and can be represented by a delta-function, i.e., $f(t)=\delta(t)$. This process is analogous to impulsively change the initial velocity of an harmonic oscillator, while leaving the initial position unchanged. As a consequence, a sin-like oscillation of the order parameter is triggered, as shown in Fig. 19b, that eventually relaxes back to the equilibrium value. Among the processes that can be represented by an impulsive change of the potential, there is the Impulsive Stimulated Raman Scattering (ISRS) mechanism. Here, a portion of energy is impulsively released to initiate the coherent oscillation of η via a virtual electronic transition, following the cross section and the selection rules of the conventional Raman scattering processes. However, in many cases the interaction with the pump pulse involves real electronic transitions that absorb most of the energy that is locally stored in the system and is released to the rest of the bulk on a longer timescale (typically on the order of 0.1-1 ns) that is related with the heat diffusion process. In this case, the excitation process is displacive and the change in the potential is a step-like function given by $f(t)=H(t)$, where $H(t)$ is the Heaviside function. The typical oscillatory dynamics, reported in Fig. 19c, exhibits a cos-like character but approaches an asymptotic value, $\eta_\infty=A(t \rightarrow \infty)/B$, that is different from $\eta_{eq}=1$. This kind of dynamics is general to all processes in which the pump excitation induces a long-lived change of the equilibrium potential, such as the case of a photoinduced phase transition or of a temperature increase directly induced by the pump pulse or consequent on the decoherence of $\eta(t)$, as recently shown in the case of the spin dynamics in the antiferromagnetic dielectric KNiF_3 [220]. Intriguingly, the motion equation of Eq. 43) constitutes also the link to thermodynamic description of the relaxation process of a system adiabatically driven out of equilibrium.

In Fig. 19b we show the relaxation dynamics in the case of an overdamped oscillation ($\alpha \gg 1$, blue line) and a completely incoherent relaxation ($\alpha \rightarrow \infty$, black line). In this last case, the second-order term can be neglected and the dynamics reduces to the classical kinetic equation [221]:

$$\frac{d\eta}{dt} = -g \frac{\partial \tilde{U}}{\partial \eta} \quad (45)$$

where $g=\omega_0/\alpha$. This equation can be linearized for small perturbations, $\delta\eta$, obtaining:

$$\frac{d\delta\eta}{dt} = -\frac{\delta\eta}{\tau_{GL}} \quad (46)$$

where $\tau_{GL}=-2gA(P,T)$ is the exponential decay that describes the relaxation dy-

namics of $\delta\eta$. Finally, Fig. 19b displays an intermediate scenario in which the time-dependent coefficient $A(t)=A_0+ae^{-t/\tau}$ relaxes on a timescale of the same order of the damping of the system and of the oscillation period.

When an inhomogeneous system is considered, the $|\nabla\eta|^2$ term must be included in the functional \tilde{U} . This leads to a second-order equation in the time and space coordinates that accounts for the propagation of $\delta\eta(t, \vec{r})$ perturbation. This formalism can be extremely useful to treat thin films, interfaces and devices in realistic geometric configurations, for example the recovery of the superconducting order in LSCO [222]. Moreover, it has been recently applied to investigate the space-time propagation of the impulsive quench of a CDW order, in which the inhomogeneity of the process is intrinsically related to the finite penetration length of the electromagnetic field in the material [35].

The same formalism can be further extended to treat complex order parameters $\eta=|\eta|e^{i\phi}$, provided the derivative of the functional \tilde{U} in Eqs. 43 and 45 is performed with respect to the function η^* . Besides the dynamics of the amplitude of the order parameter, additional modes, related to the spatial and temporal variation of $\phi(t)$ emerge from the td-GL.

Finally, the GL functional is extremely useful also in the case of systems, whose properties are the consequence of the interplay between two different order parameters, η_1 and η_2 . The functional \tilde{U} can be extended to include both the order parameters and a quadratic interaction term, i.e., $W|\eta_1|^2|\eta_2|^2$, that can be either repulsive (competing phases, $W<0$) or attractive (cooperative phases, $W>0$):

$$\begin{aligned} \tilde{U} = \int & \left[\tilde{u}_0 + \frac{A_1(P, T)}{2} |\eta_1|^2 + \frac{B_1(P)}{4} |\eta_1|^4 + \lambda_1 |\nabla \eta_1|^2 \right] + \\ & \left[\frac{A_2(P, T)}{2} |\eta_2|^2 + \frac{B_2(P)}{4} |\eta_2|^4 + \lambda_2 |\nabla \eta_2|^2 + W |\eta_1|^2 |\eta_2|^2 \right] dv \end{aligned} \quad (47)$$

Following the previous steps, it is possible to linearize Eqs. 47, obtaining a set of coupled equations:

$$\frac{d\eta_1}{dt} = -\frac{\delta\eta_1}{\tau_{11}} - \frac{\delta\eta_2}{\tau_{12}} \quad (48)$$

$$\frac{d\eta_2}{dt} = -\frac{\delta\eta_1}{\tau_{21}} - \frac{\delta\eta_2}{\tau_{22}} \quad (49)$$

The dynamics emerging from these equations is characterized by two diagonal time-constants (τ_{11} and τ_{22}) that describe the intrinsic decay time with non interaction, and two non-diagonal terms ($\tau_{12}=\tau_{21}$) that depend on the parameter W . The possibility of studying the interplay between two competing phases in the time-domain has been recently applied to hole- and electron-doped cuprates [198, 223], demonstrating the competitive nature of the interaction between the pseudogap and superconducting phase, and in stripe ordered nickelates, supporting the scenario of strong coupling between the spin and charge sectors [73].

3.6. On the complexity of the scattering processes which regulate the quasiparticle dynamics

The brief overview of (quasi-)equilibrium dynamics in strongly correlated systems highlights the inseparable nature of the most relevant lattice and magnetic excitations. This points out the inadequacies of classical theory, particularly for dealing with inhomogeneous and fluctuating mesoscopically ordered phases. The concepts

introduced in this chapter also challenge the knowledge coming from conventional equilibrium techniques and pave the way towards the use of non-equilibrium experiments to disentangle the intertwined degrees of freedom. In particular, we highlight the following aspects that constitute the bridge between the equilibrium properties and non-equilibrium dynamics, as discussed in chapter 3.4:

- In correlated materials, the charge dynamics is regulated by a rich electron-boson coupling function, which includes the coupling with both phonons and bosons of electronic origin, such as spin fluctuations. These scattering processes can strongly affect the electronic self-energy up to an energy scale of hundreds of milli-electronvolts.
- The anisotropy of the fundamental interactions in (pseudo-)gapped phases determines a \mathbf{k} -dependent renormalization of the electronic self-energy and, therefore, of the most relevant scattering processes. This effect is further enhanced by the intrinsic tendency of correlated materials to develop symmetry-breaking instabilities.
- The short-range electronic correlations, usually described through the Hubbard model, challenge the notion of quasiparticle in itself. In materials close to the Mott-insulating phase, the fundamental excitations involve incoherent charge fluctuations localized in real space.
- Within the effective-temperatures approximation, the timescale of the relaxation dynamics observed in P-p experiments is controlled by the same electron-boson coupling function, $\Pi(\Omega)$, which also regulates the quasiparticle dynamics. In other words, the coupling to the bosonic (eg. phonons, spin fluctuations) baths, which renormalize the single-particle self energy and the quasiparticle effective masses, also provides the relaxation channels necessary for the relaxation of the photoexcited electrons. The electron-boson coupling function can be quantitatively estimated from the sub-ps dynamics in ungapped metallic phases.
- The opening of a gap in the density of states and the onset of superconductivity call for a microscopic model to describe the relaxation dynamics. While the temporal evolution of the gap can be described by some form of effective-temperature or effective-chemical potential model, the relaxation of the electronic excitations across the gap can be successfully described by the Rothwarf-Taylor model. In this picture, the gap-energy bosons emitted during the recombination process accumulate to form a pair-breaking non-thermal population of bosons, which strongly slows down the relaxation process.
- The time-dependent Ginzburg-Landau functionals constitute a simple tool to capture the phenomenology of the space-time propagation of the impulsive perturbation in a symmetry-broken phase.

4. Optical properties: a non-equilibrium approach

One of the major breakthroughs in the field of ultrafast optical spectroscopies was given by the possibility of tuning both the pump and the probe frequencies over a very wide region, ranging from the THz to the UV. While tuning the pump photon energy allows to selectively excite the system along well-defined pathways, the tunability of the probe can be exploited to explore the dynamics of many different degrees of freedom. Furthermore, the possibility of easily controlling the polarization of both the pump and probe beams makes the table-top tunable ultrafast experiments a novel tool complementary to the conventional equilibrium optical spectroscopies. Although we do not pretend to provide a comprehensive overview of the optical properties of correlated materials, that can be found else-

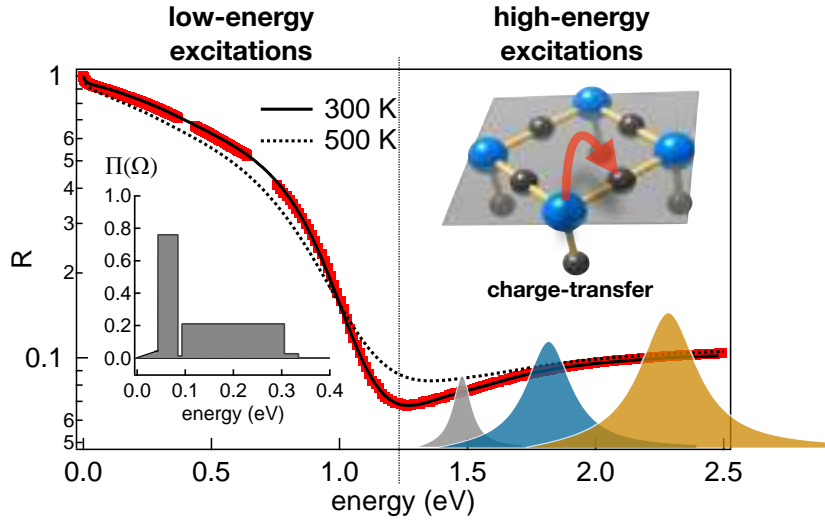


Figure 20. Reflectivity of a prototypical cuprate. The red dots are the reflectivity of an optimally-doped $\text{Bi}_2\text{Sr}_2\text{Y}_{0.08}\text{Ca}_{0.92}\text{Cu}_2\text{O}_{8+\delta}$ sample (Y-Bi2212_{OP}, $p \simeq 0.16$, $T_c = 96$ K). The black line is the fit of the extended Drude model to the data. The inset displays the electron-boson coupling function $\Pi(\Omega)$ extracted from the EDM. The dashed line is the reflectivity computed in the case of an increase of the effective temperature of $\delta T = 200$ K. Taken from [226]

where [224, 225], here we will present the most important concepts that constitute the bridge between the equilibrium and non-equilibrium optical properties. The possibility of investigating the ultrafast dynamics of different regions of the dielectric function will open the gate to many interesting experiments, whose results will be reported in chapter 5.2.

4.1. The fundamental optical features of correlated materials

In this section we overview the general features that constitute the starting point of the differential analysis for time-resolved measurements. In particular, we will focus on copper oxides which can be considered as prototypical materials, since, upon doping and temperature changes, they exhibit some general features that are of relevance for all correlated materials. Among these we cite: i) development of a Drude peak when the carrier concentration is increased; ii) charge-transfer transitions involving transitions from O-2p orbitals to the localized upper Hubbard band of the 3d Cu orbitals; iii) anomalous spectral weight changes involving the Drude peak and the high-energy U energy scale; iv) mid-infrared peaks (MIP) in the 0.5-0.7 eV energy range; v) signatures of the opening of the pseudogap and of the superconducting gap; vi) inductive response of the condensate.

Figure 20 reports the *ab*-plane reflectivity of optimally-doped $\text{Bi}_2\text{Sr}_2\text{Ca}_{0.92}\text{Y}_{0.08}\text{Cu}_2\text{O}_{8+\delta}$ (Y-Bi2212) crystals ($T_c = 96$ K), measured by conventional spectroscopic ellipsometry [227] at 300 K. The reflectivity of Y-Bi2212 shows some general features common to most of correlated materials:

- i) below the dressed plasma frequency ($\bar{\omega}_p \sim 1$ eV), defined through the relation $\text{Re}\{\epsilon(\bar{\omega}_p, T)\} = 0$, the optical properties are dominated by a broad peak related to the optical response of the low-energy excitations in the conduction band. Interestingly, the dielectric function in this energy range cannot be simply reproduced by a Drude peak, in which a constant scattering rate τ and effective mass m^* of the QPs is assumed. The strongly frequency-dependent scattering rate and effective mass, resulting from the

interaction with bosonic excitations, can be accounted for by the more general extended Drude model [224], presented in section 4.1.1. When the density of the charge carriers is decreased by chemical doping, the weight of the Drude-like part of the spectrum is progressively suppressed until the insulating phase, exhibiting a charge-transfer gap at 1.5-2 eV (see Fig. 21), is reached. When moving to the low-doping region of the phase diagram, the optical conductivity of copper oxides is characterized by universal structures at ~ 0.5 eV, which are usually named as mid-infrared peaks (MIP). Although their nature is often debated, the MIPs constitute a rather universal fingerprint of short-range electronic correlations. As a general picture, the MIPs can be rationalized as interband transitions between the filled lower Hubbard band and the empty quasiparticle states close to E_F or between the filled quasiparticle states at E_F and the empty upper Hubbard band (UHB). In both cases, the transitions involve delocalized QP states and localized states characterized by the doubly-occupancy of the Cu sites. Different interpretations as been also proposed, such as a subtle interplay between the strong coupling of the charge carriers with phonons and spin fluctuations [228, 229].

- ii) above $\bar{\omega}_p$, the high-energy interband transitions dominate. In this energy range, the equilibrium dielectric function can be modeled as a sum of Lorentz oscillators in the >1 eV energy range [224, 225]. The attribution of these interband transitions in cuprates is a subject of intense debate. The ubiquitous charge-transfer (CT) gap edge (hole from the upper Hubbard band with $d_{x^2-y^2}$ symmetry to the O- $2p_{x,y}$ orbitals) in the undoped compounds is about 2 eV [224]. Upon doping, a structure reminiscent of the CT gap moves to higher energies, while the gap is filled with new transitions. This trend has been reproduced by Dynamical Mean Field Theory (DMFT) calculations of the electron spectral function and of the *ab*-plane optical conductivity for the hole-doped three-band Hubbard model [230]. The structures appearing in the dielectric function at 1-2 eV, that is, below the remnant of the CT gap at 2.5-3 eV, are possibly related to transitions between many-body Cu-O states at binding energies as high as 2 eV (for example singlet states) and states at the Fermi energy. More recently, equilibrium optical spectroscopy measurements [231] on $\text{HgBa}_2\text{O}_{4+\delta}$ have revealed an interband peak at 1.3 eV, which appears at the hole doping $p \sim 0.1$ and progressively increases with maximum amplitude at optimal doping.

The spectral evolution of the cuprate optical conductivity when moving from the overdoped to the underdoped region of the p - T phase diagram presents many features similar to those characteristic of other correlated materials which undergo a temperature driven insulator-to-metal phase transition. In Fig. 21 we contrast the doping-dependent optical conductivity of $\text{YBa}_2\text{Cu}_3\text{O}_{6+x}$ and $\text{La}_{2-x}\text{Sr}_x\text{CuO}_4$ to that of the vanadates VO_2 and V_2O_3 at different temperatures. As the insulating phase is approached, the Drude peak is progressively suppressed concomitantly with the divergence of the optical effective mass (see Section 4.1.1) and the increase of the intensity of the interband transitions. As a general behaviour, in correlated materials the changes of the optical conductivity in proximity of a metal-to-insulator transition involve energy scales on the order of the Hubbard U . To quantitatively address the temperature- or doping-related changes of the optical conductivity we introduce the optical spectral weight of the Drude-like peak,

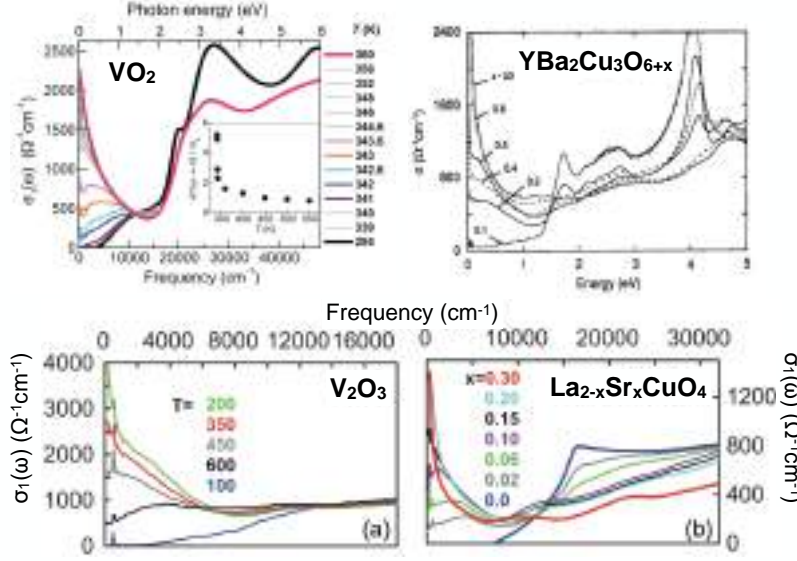


Figure 21. Real part of the optical conductivity of prototypical correlated materials, such as VO₂ [232], YBa₂Cu₃O_{6+x} [233], V₂O₃ [234] and La_{2-x}Sr_xCuO₄ [235].

defined as:

$$SW_D = \int_0^\infty \text{Re}\sigma_D(\omega)d\omega \quad (50)$$

As a consequence of the conservation of the total number of the charge carriers (with density N) in the conduction band, SW_D is a constant given by $SW_D = \omega_{pl}^2/8$, where $\omega_{pl}^2 = 4\pi Nq^2/m^*$ is the squared plasma frequency and m^* is the effective mass of the free carriers. When the system undergoes a phase transition, e.g., from insulator to metal, the density of states at the Fermi level is expected to dramatically change and a more general sum rule, which accounts for the conservation of the total number of electrons in the conduction and valence bands, holds:

$$SW_D + \sum_i SW_i = \text{const} \quad (51)$$

where SW_i is the spectral weight of the interband transitions labeled by i .

The normal-state optical properties of copper oxides mostly change, particularly in the infrared region of the spectrum, when the c -axis (i.e., perpendicular to the Cu-O planes) conductivity is considered. In particular, the infrared ($\hbar\omega \lesssim 100$ meV) optical conductivity is strongly suppressed from typical values on the order of $1000\text{--}2000 \text{ } \Omega^{-1}\text{cm}^{-1}$ in the ab -plane, down to $\ll 400 \text{ } \Omega^{-1}\text{cm}^{-1}$. Further, the optical conductivity along the c -axis assumes the characteristics of a strongly incoherent metal. Although the microscopic mechanisms at the origin of this strong scattering are still debated [224, 236], the underlying physics of this effect is related to the small interplane transfer matrix elements that are of the order of $t_c \simeq 30$ meV for the most conducting systems. Therefore, the c -axis coherent is destroyed by the very strong in-plane scattering. Specifically, the timescale of the scattering processes involving the charge carriers is significantly smaller than the time needed for the interlayer hopping, which is of the order of $\hbar/t_c \simeq 20$ fs.

4.1.1. The extended Drude model

In the conventional Drude model, the optical absorption is mediated by scattering processes that lead to a finite lifetime τ of the free carriers. However, in most cases a constant value of τ does not allow to account for the coupling of electrons (or holes) with a rich spectrum of fluctuations and does not reproduce the experimental results. In the extended Drude model (EDM) the physical processes responsible for the renormalization of the lifetime and effective mass of the QPs are included in a phenomenological way, by replacing the frequency-independent scattering time τ with a complex temperature- and frequency-dependent scattering time $\tau(\omega, T)$:

$$\tau^{-1} \Rightarrow \tilde{\tau}^{-1}(\omega) = \tau^{-1}(\omega) - i\omega\tilde{\lambda}(\omega) = -iM(\omega, T) \quad (52)$$

where $1 + \tilde{\lambda}(\omega) = \frac{m^*}{m}(\omega)$ is the mass renormalization of the QPs due to many-body interactions and $M(\omega, T)$ is the memory function.

In the EDM, the optical conductivity $\sigma_D(\omega, T) = [1 - \epsilon_D(\omega, T)]i\omega/4\pi$ is given by:

$$\sigma_D(\omega, T) = \frac{i}{4\pi} \frac{\omega_p^2}{\omega + M(\omega, T)} = \frac{1}{4\pi} \frac{\omega_p^2}{1/\tau(\omega, T) - i\omega(1 + \tilde{\lambda}(\omega, T))} \quad (53)$$

The renormalized scattering rate and effective mass can be directly extracted from the measured Drude optical conductivity, through the relations:

$$1/\tau(\omega, T) = \frac{\omega_p^2}{4\pi} \text{Re} \left(\frac{1}{\sigma_D(\omega, T)} \right) \quad (54)$$

$$1 + \tilde{\lambda}(\omega, T) = -\frac{\omega_p^2}{4\pi} \frac{1}{\omega} \text{Im} \left(\frac{1}{\sigma_D(\omega, T)} \right) \quad (55)$$

Although this phenomenological version of the EDM does not provide any clue about the microscopic mechanisms responsible for the renormalization of the energy dispersion and lifetime of the QPs, it is very useful for directly extracting $\tau(\omega, T)$ and $m^*(\omega, T)/m$ from the optical data. The EDM can be used to demonstrate the correlated nature of the metallic phase of transition-metal oxides, in which the transition to the insulating phase is driven by the progressive localization of the charge carriers.

In three-dimensions, this Mott-type transition manifests in the divergence [234] of the scattering rate ($\tau^{-1}(\omega, T)$) and of the effective mass, which unveils a dramatic correlation-driven decrease of the kinetic energy of the charge carriers. In lower dimensions, which is the case of copper oxides, the spatial correlations become important and the divergence is partially smoothed out. In copper oxides, the EDM has been widely [224] used to estimate the *ab*-plane scattering time of the charge carriers due to the interaction with any fluctuations present in the system. For example, in the normal state of Bi2212, $\tau^{-1}(\omega, T)$ linearly increases from $\sim 1000 \text{ cm}^{-1}$ ($\sim 5 \text{ fs}$) at zero frequency, to $\sim 4000 \text{ cm}^{-1}$ ($\sim 1.3 \text{ fs}$) at $\hbar\omega \sim 0.5 \text{ eV}$. Above this frequency, which corresponds to the cut-off of the highest-energy fluctuations, $\tau^{-1}(\omega, T)$ saturates to a constant value [237]. As soon as the system enters a gapped phase, $\tau^{-1}(\omega, T)$ rapidly drops to zero on the energy scale lower than the energy gap.

In some simple cases, the spectral weight SW_D can be directly related to the average kinetic energy $\langle K \rangle$ of the charge carriers in the conduction band. As an example, in a single-band system in which the tight-binding model with nearest-

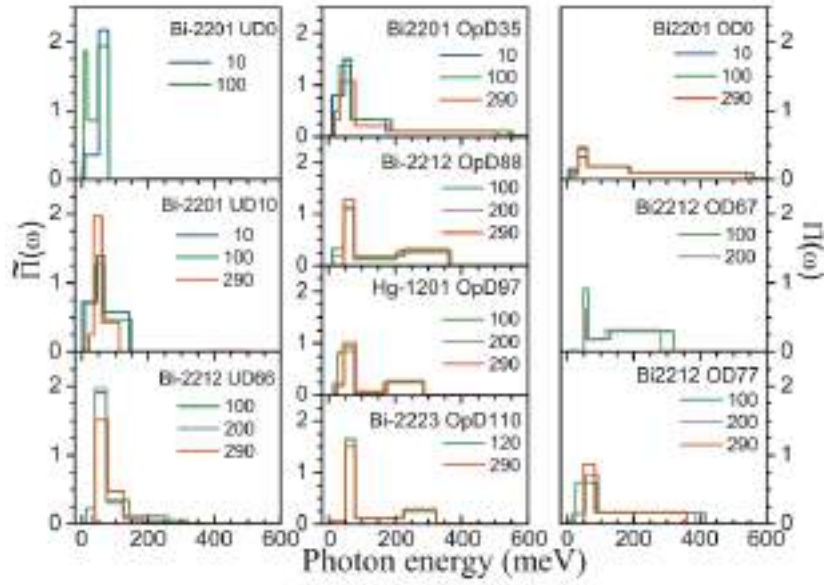


Figure 22. Electron-boson coupling function extracted from the Extended Drude analysis of spectroscopic ellipsometry data of different copper-oxides. Taken from [239].

neighbour hopping is a valid approximation, it is demonstrated [238]:

$$SW_D = \frac{\pi^2 a_\delta^2 c^2}{4\hbar^2 V_{atom}} \langle -K \rangle \quad (56)$$

where a_δ is the lattice spacing projected along the direction determined by the polarization δ of the incident light and V_{atom} is the volume per atom. Eq. 56 is valid when only the Drude contribution to the optical conductivity is included in the integration 50, in which the upper bound is infinite. In realistic analysis, however, the Drude contribution can be hardly disentangled from the additional interband transitions which appear at the >1 eV energy scale. Therefore, the spectral weight calculations are often performed using a finite-energy cut-off, Ω_c , positioned in-between the plasma frequency and the onset of the interband transitions. In this case, the spectral weight sum rules are not strictly valid since any change of the optical scattering rate leads to the modification of the Drude peak width which is missed when the finite cut-off integral is calculated. Quantitatively, this can be easily shown for the simplest Drude model in which the scattering rate is frequency-independent:

$$SW(\Omega_c, T) \simeq \frac{\omega_p^2}{8} \left[1 - 2 \frac{\gamma(T)}{\pi \Omega_c} \right] \quad (57)$$

This relation is valid in the limit $\Omega_c \gg \gamma$ and can be extended to a frequency-dependent scattering rate, provided that a suitable frequency-averaged $\langle \gamma(T) \rangle_\omega$ is used. Considering the direct relation between the Drude spectral weight and $\gamma(T)$, Eq. 57 suggests that SW_D can be used to study the temperature-dependence of the scattering rate of the charge carriers, which is strictly related to the scattering with bosonic fluctuations, as it will be discussed in the next section.

4.1.2. The electron-boson scattering in optics

From the microscopic point of view, the extended Drude formalism can be derived from the Holstein theory for normal metals [88]. Considering the Kubo formula and

using complex diagrammatic techniques to evaluate the electron and boson thermal Green's functions and omitting vertex corrections (Migdal approximation), the memory function $M(\omega, T)$ results:

$$M(\omega, T) = \omega \left\{ \int_{-\infty}^{+\infty} \frac{f(\xi, T) - f(\xi + \omega, T)}{\omega + \Sigma^*(\xi, T) - \Sigma(\xi + \omega, T) + i\gamma_{\text{imp}}} d\xi \right\}^{-1} - \omega \quad (58)$$

where f is the Fermi-Dirac distribution, γ_{imp} an intrinsic decay rate that accounts for the scattering by impurities and $\Sigma(\omega, T)$ and $\Sigma^*(\omega, T)$ the electron and hole \mathbf{k} -space averaged self-energies, which can be calculated by Eq. 3. We pinpoint that, although the memory function $M(\omega, T)$ has the same analytical properties of the single-particle self-energy $\Sigma(\omega, T)$, it has a conceptually different meaning, since the optical transition at frequency ω involves a particle-hole excitation of the many-body system and provides information about the joint particle-hole density of states. Considering the vast amount of experimental indications that, at moderate doping concentrations ($p > 0.16$), the fermionic and bosonic degrees of freedom can be separated [108], we assume that the EDM can be used to extract $\Pi(\Omega)$ from the optical conductivity, as measured at the equilibrium temperature T . Although sophisticated maximum entropy techniques [115] have been developed to unveil the rich details of the bosonic function [108], the main features can be evidenced by a simple histogram form for $\Pi(\Omega)$. The inset of Figure 20 displays the typical $\Pi(\Omega)$ histogram function, extracted by the equilibrium optical conductivity of optimally-doped Y-Bi2212. $\Pi(\Omega)$ is characterized by:

- i) a low-energy part (up to 40 meV) linearly increasing with the frequency. This part is compatible with either the coupling of QPs to acoustic [121] and Raman-active optical [122] phonons or the linear susceptibility, as expected for a Fermi liquid [240];
- ii) a narrow, intense peak centered at ~ 60 meV, attributed to the anisotropic coupling to either out-of-plane buckling and in-plane breathing Cu-O optical modes [123] or bosonic excitations of electronic origin such as spin fluctuations [128, 132];
- iii) a broad continuum extending up to 300-400 meV, well above the characteristic phonon cutoff frequency (~ 90 meV) that strongly resembles the dispersion of magnetic excitations, evidenced by scattering experiments [107, 127, 129–131, 241–243], or loop currents [125].

The EDM model allows to treat on equal footing the electron-phonon coupling and the coupling to the additional degrees of freedom, mostly of electronic origin, that are common to all correlated materials. Interestingly, the formalism presented in this section constitutes the link between the single-particle self-energy and the optical self-energy. This fills the gap between the concept of QP scattering, as discussed in chapter 3, and the *optical* scattering rate introduced through the memory function. In this framework, the probability of a scattering event which enables the interaction of a free QP with the incoming photons is ultimately proportional to the density of bosons and to the strength of their coupling with the charge carriers. As extensively reviewed in Ref. [108], the $\Pi(\Omega)$ extracted by optical spectroscopy in copper oxides is in very good agreement with the electron-boson function measured by other single-particle and two-particle techniques such as ARPES, STM and Raman. In this framework, the temperature-dependence of $\gamma(T)$ naturally emerges from Eq. 58 and is directly related to the change of the number of bosons which can scatter with the carriers. Given the $\Pi(\Omega)$ function with a Ω_c cutoff, $\gamma(T)$ can be easily calculated. $\gamma(T)$ exhibits a sub-linear increase for $k_B T < \hbar \Omega_c$, which approaches a linear trend as the temperature becomes larger than the energy scale of the bosonic fluctuations.

Fig. 22 displays the doping and temperature dependent $\Pi(\Omega)$ on several families of copper oxides. Although the main role of the temperature is to modify the population of the bosonic modes, the histograms exhibit a small temperature-dependence, which becomes stronger in the underdoped regime. This result suggests that the picture of a sharp distinction between fermionic QPs and bosonic fluctuations, which interact through a temperature-independent coupling, is progressively lost when electronic correlations dominate the electronic properties. As a general trend, $\Pi(\Omega)$ is characterized by an intense and peaked low-energy structure, which progressively evolves in a rather flat background as the doping density is increased. This result can be connected to the presence of well-defined AF resonances at $\mathbf{q}_{AF}=(\pi,\pi)$ in the underdoped compounds, which broaden and evolve in the continuum of the short-range magnetic fluctuations when the density of the charge carriers is increased by doping (see Section 3.1.3).

The EDM has been widely employed to discuss the dynamics of the charge carriers in copper oxides and its relation with the onset of superconductivity [110, 115, 225, 239, 244–251]. Recent results suggest that the fluctuation spectrum could extend up to several eV [116, 252], hence of the order of the Hubbard energy U . The same formalism has been also applied to investigate the coupling in iron-based superconductors [253] and more conventional ferromagnetic systems [254]. When the density of the carriers is decreased (underdoping), the application of the EDM to copper oxides and, more in general, to correlated materials becomes more questionable for various reasons: i) the opening of the \mathbf{k} -dependent pseudogap in the electronic density of states, which will be discussed in Section 4.1.2; ii) the loss of well-defined quasiparticles and the impossibility of separating fermionic and bosonic degrees of freedom; iii) the appearance of the MIPs which progressively replace the broad Drude-like peak.

Non-constant density of states. In the calculation of the self-energy (see Eq. 3), a constant density of states at the Fermi level has been considered. This assumption is dramatically broken by the opening of a partial or full gap in the DOS close to E_F . Such a gap, lying within the same energy scale of the bosonic fluctuations, hinders a reliable modelling of the electron-boson dynamics. A further evolution of the EDM, accounting for a non-constant electronic density of states, has been developed by Sharapov and Carbotte [255], and has been used to analyze spectroscopic data at equilibrium [247]. In this model, the imaginary part of the electronic self energy is given by:

$$\begin{aligned} \text{Im}\Sigma(\omega, T) = & -\pi \int_0^\infty \Pi(\Omega) \{ \tilde{N}(\omega + \Omega, T) [n(\Omega, T) + f(\omega + \Omega, T)] + \\ & + \tilde{N}(\omega - \Omega, T) [1 + n(\Omega, T) - f(\omega - \Omega, T)] \} d\Omega \end{aligned} \quad (59)$$

where $\tilde{N}(\omega, T)$ is the frequency-dependent normalized density of states, which can be modelled through a proper function of ω . $\text{Re}\Sigma(\omega, T)$ is calculated from (59) through the Kramers-Kronig relations. This formalism has been introduced and successfully used to study the electron-boson coupling in the underdoped cuprates, characterized by the onset of the pseudogap $\Delta_{pg}(\mathbf{k})$ at $T < T^*$ [247]. The normalized density of states $\tilde{N}(\omega, T)$ can be modelled by [247]:

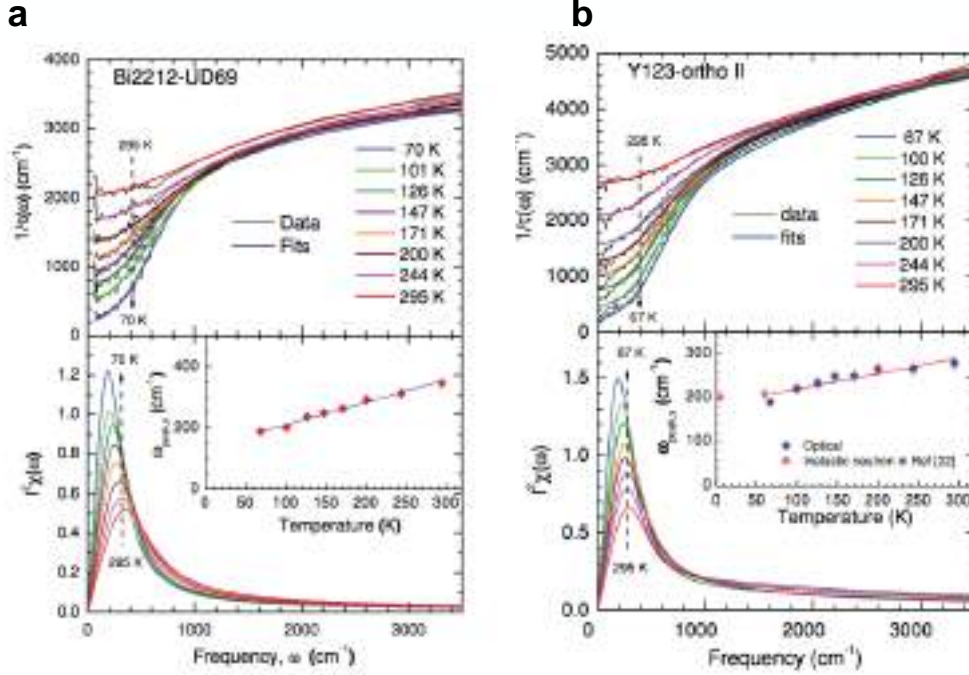


Figure 23. Extended Drude model analysis of the frequency-dependent scattering rate in underdoped **a)** $\text{Bi}_2\text{Sr}_2\text{CaCu}_2\text{O}_{8+\delta}$ ($T_c=67$ K) and **b)** $\text{YBa}_2\text{Cu}_3\text{O}_{6.50}$ ($T_c=59$ K). The coloured lines are the EDM fit to the experimental data (black lines) at different temperatures. The bottom panels display the electron-boson spectral function at different temperatures. Taken from Ref. 247.

$$\tilde{N}(\omega, T) = \begin{cases} \tilde{N}(0, T) + [1 - \tilde{N}(0, T)] \left(\frac{\omega}{\Delta_{pg}} \right)^2 & \text{for } |\omega| \leq \Delta_{pg} \\ 1 + \frac{2}{3}[1 - \tilde{N}(0, T)] & \text{for } |\omega| \in (\Delta_{pg}, 2\Delta_{pg}) \\ 1 & \text{for } |\omega| \geq 2\Delta_{pg} \end{cases} \quad (60)$$

where $\Delta_{pg} \simeq 40$ meV is the maximum energy gap amplitude at the antinodes $\mathbf{k} \simeq (\pm\pi, 0)$ and $(0, \pm\pi)$, while $0 < \tilde{N}(0, T) < 1$ is the gap filling. The \mathbf{k} -space integrated electronic DOS is completely recovered between Δ_{pg} and $2\Delta_{pg}$. This model has been used to extract $\Pi(\Omega)$ as a function of the temperature, demonstrating a significant pseudogap-driven increase of the electron-boson spectral function in the same doping range in which T_c decreases (see Fig. 23). This result strongly supports a scenario where the pseudogap and the superconductivity are competing.

4.1.3. Infrared active modes

The low-frequency optical properties contain valuable information about the electronic and structural properties of correlated materials. As discussed in Chapter 1, the THz and mid-IR (2-130 meV) regions of the electromagnetic spectrum can be almost continuously covered by time-resolved experiments. This energy range is particularly sensitive to a wealth of relevant processes such as the infrared active modes, the Josephson plasma resonances, the inductive response of the superconducting condensate and the opening of a full or partial low-energy gap in the density of states. In principle, all these processes can be used as the fingerprints to track the ultrafast transformations of the system, in which the structural and electronic

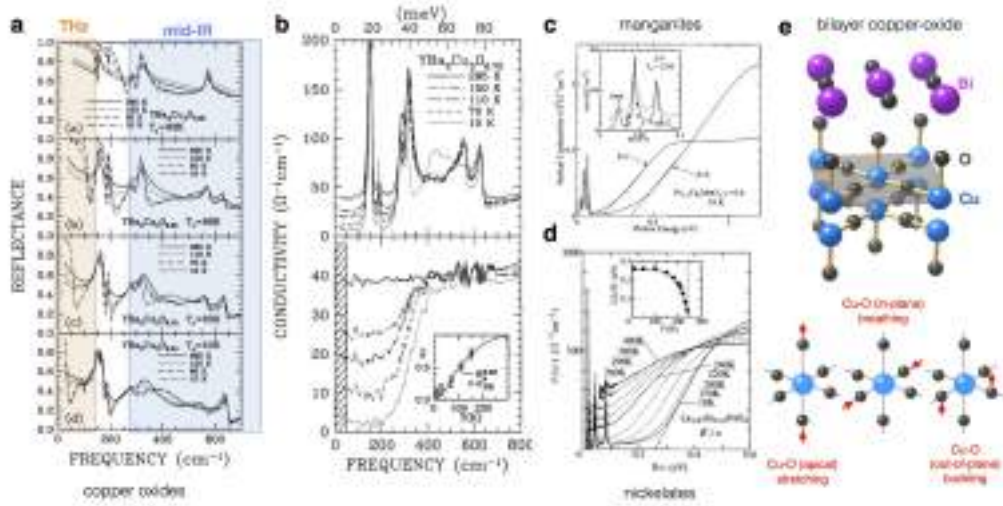


Figure 24. a) Reflectivity and b) optical conductivity of $\text{YBa}_2\text{Cu}_3\text{O}_{6+x}$ at different doping concentrations and temperatures. Taken from [256]. THz-infrared conductivity of: c) the prototypical doped manganite $\text{Pr}_{0.6}\text{Ca}_{0.4}\text{MnO}_3$ [257]; d) the prototypical nickel oxide $\text{La}_{1.67}\text{Sr}_{0.33}\text{NiO}_4$ [258]. e) Sketch of part of the Bi2212 unit cell and of the typical infrared-active vibrational modes in correlated materials.

degrees of freedom can be directly disentangled in the time domain. Here, we will review some of the general features that can be accessed by THz or infrared pump-probe experiments. In general, the optical conductivity associated to the infrared active modes is on the order of $\lesssim 500 \Omega^{-1}\text{cm}^{-1}$. In metallic systems, these values are easily overwhelmed by the intrinsic Drude conductivity of the system. Therefore, the infrared features are usually more visible in insulating systems or in the cases in which the metallic conductivity is suppressed either by the opening of a gap or as a consequence of an extremely large scattering rate of the charge carriers.

Copper oxides Figure 24a reports the low-frequency *c*-axis reflectivity [256] of $\text{YBa}_2\text{Cu}_3\text{O}_{6+x}$ (YBCO) at different hole dopings, ranging from under ($x=0.5$, $T_c=53$ K) to optimal ($x=0.95$, $T_c=93$ K) doping concentrations. Due to the large incoherent nature of the charge carriers along the *c*-axis, a large number of narrow peaks in the 20-80 meV energy range are clearly visible, already at room temperature. These peaks are related to the infrared active phonon modes which are allowed by the dipole optical selection rules, given the symmetry of the crystal structure. Of particular relevance for time-resolved experiments [198, 259–264] (see Section 5.2) are two B_{1u} symmetry modes:

- the bond bending mode at ~ 40 meV (322 cm^{-1}), which involves the out-of-plane motion of the oxygens in the Cu-O plane, and
- the ~ 70 meV (570 cm^{-1}) mode which modulates the displacement of the apical oxygen atoms (see Fig. 24) along the *c* direction (apex oxygen vibrations). The latter is more clearly visible in the optimally-doped system which is closer to the true orthorhombic phase of $\text{YBa}_2\text{Cu}_3\text{O}_7$. When decreasing the carrier density, this mode progressively weakens and a new mode at ~ 76 meV (610 cm^{-1}),

related to a change of the crystal symmetry, appears.

When cooling down (e.g. 100 K), many new players come into the game. While in the most metallic system ($x=0.95$) the THz reflectivity increases, as expected for a metal, in the more underdoped samples the conductivity is suppressed below an energy scale of $\Delta_{PG} \sim 50$ meV. This effect is related to the onset of the pseudogap at T^* , which leads to the progressive depletion of states at $\hbar\omega < \Delta_{PG}$, as shown in the optical conductivity of the underdoped ($x=0.7$) sample (see Fig. 24b). When the temperature is further decreased and T_c is crossed, an additional plasma edge appears at ~ 19 meV in the optimally-doped sample. This feature, known as Josephson plasma edge, is related to the coupling between the parallel superconducting Cu-O layers and will be discussed in Sec. 4.1.4. Furthermore, the temperature also affects the position and lineshape of the infrared-active phonon modes. As a general trend, the vibrational modes undergoes a blueshift when the temperature is decreased. This is a consequence of the anharmonicity of the lattice potential which stiffens for smaller vibrations. On the other hand, the bending mode at ~ 40 meV is subject to an anomalous redshift when T_c is crossed. This shift in the position of the mode is also accompanied by a dramatic change of the lineshape, which becomes asymmetric and can be phenomenologically described by the celebrated Fano resonance [265]:

$$\sigma_1(\omega) = A \frac{(x + q)^2}{1 + x^2} \quad (61)$$

where $x = \hbar(\omega - \omega_0)/\Gamma$, A is an amplitude factor and q and the asymmetry parameter. The Fano resonance describes any system characterized by the quantum interference between a narrow level and a continuum of states. In the case of YBCO, both the anomalous redshift and the asymmetry of the bending mode have been explained [266] as the effect of the change of the local electric field experienced by the ions, which arises from the onset of the Josephson plasma resonance at $T < T_c$. The same effect has been measured in $\text{Ti}_2\text{Ba}_2\text{Ca}_2\text{Cu}_3\text{O}_{10}$ [267].

The phenomenology of the infrared-active phonon mode in YBCO, is alike for almost all the copper oxides characterized by perovskite-derived structures with orthorhombic (YBCO) or tetrahedral symmetries (e.g. Bi2212, see Fig. 24e), where the copper ions sit at the center of an octahedral cell constituted by the oxygen ions. In multi-plane cuprates, the octahedra are replaced by square pyramids with the base lying in the Cu-O plane. Since the electric properties of cuprates are dominated by the conduction in the Cu-O planes, we can single-out three main families of infrared active phonon modes (see Fig. 24e) which are expected to be more relevant for the electronic properties:

- i) the modes involving the stretching of the oxygens ions at the apex of the pyramids (or octahedra);
- ii) the stretching modes involving a change of the in-plane Cu-O distance;
- iii) the bending modes related to the out-of-plane movement of the oxygens;

Other correlated materials Similar infrared features are present in different transition-metal oxides, such as manganites, nickelates and vanadates. As an example, Figure 24c reports the optical conductivity of $\text{Pr}_{0.6}\text{Ca}_{0.4}\text{MnO}_3$, which exhibits an anisotropic charge-ordering at $T < 235$ K with electronic gap on the order of $\Delta_{CO} \simeq 0.18$ eV. The suppression of the optical conductivity below Δ_{CO} allows observing a wealth of infrared active modes (see inset). The three dominant phonon modes (23, 42 and 71 meV) correspond to the three F_{2u} infrared active vibrational

modes of the cubic perovskite. Due to the orthorhombic distortion, a number of weaker resonances are clearly visible. The two highest-frequency vibrations are assigned to the Mn-O-Mn bending mode and the Mn-O stretching mode, respectively [257, 259].

Also the charge-ordered nickelate $\text{La}_{1.67}\text{Sr}_{0.33}\text{NiO}_4$ exhibits similar phonon modes that can be clearly visible at low temperature, when the electronic DOS is suppressed by the opening of a gap attributed [258, 268–270] to static charge order, fluctuating stripes or small polarons formation. Also in this case, the Ni-O in-plane stretching mode [198, 258] (84 meV) develops a strongly asymmetric Fano-like line-shape at low temperature, that is attributed to the modification of the physical environment around the ions when the charge carriers progressively localize. Phonons in this frequency range are critical for the metal-insulator transition in vanadium oxides. For the VO_2 , the A_g lattice modes associated with stretching and tilting of V-V dimers are found at ~ 23 and 27 meV, respectively [260, 271].

Similar cases are given by the layered transition-metal dichalcogenides. For example, $1T\text{-TiSe}_2$ shows a transition into a commensurate charge density wave (CDW), when cooled below $T_{CDW} \simeq 200$ K. The microscopic mechanism driving the formation of CDW is still under debate, for the electronic correlations and the structural order are strongly intertwined. In the THz-infrared frequency range $1T\text{-TiSe}_2$ exhibit features that can be used to disentangle the dynamics of the structure of the system from that of the excitonic correlation [272]. The crystal symmetry can be tracked by looking at the infrared-active phonons [273]. The symmetry change related to the CDW yields additional infrared-active in-plane modes at 19 meV and 22 meV, which adds to the 17 meV optical phonon resonance measured at room temperature [272]. Differently, the pure electronic response of the system can be monitored by measuring the dynamics of the collective plasma resonance of unbound electrons and holes [274], that manifests as a pole in the dielectric function, which moves from ~ 145 meV at 300 K to 45 meV at 10 K.

In conclusion, the THz-infrared optical properties of correlated materials can be effectively used to disentangle the dynamics of the lattice, that determines the nature and the position of the infrared-active modes, from that of the electronic degrees of freedom, manifesting themselves in the opening of low-energy gaps, in the change of the plasma frequency and/or scattering rate, in the modification of the local potential experienced by the ions and in the formation of collective states, such as the superconducting condensate, that will be addressed in the next session.

4.1.4. *Electrodynamics of the condensate*

The expression of the optical conductivity of a perfect condensate can be easily obtained starting from the frequency-dependent conductivity of a conductor in which the charge carriers are subject to an average scattering rate $1/\tau$, i.e., $\sigma = \epsilon_0 \omega_{pl}^2 / (1/\tau - i\omega)$, where $\omega_{pl} = \sqrt{n_q e^2 / \epsilon_0 m_q}$ is the plasma frequency of the system. In the limit $\tau \rightarrow \infty$ for a perfect superconductor, the optical conductivity becomes purely imaginary with a ω^{-1} frequency dependence. However, in order to satisfy the causality given by the Kramers-Kronig relations, $\sigma(\omega)$ must also acquire a δ -like real component. Therefore, the optical conductivity of a perfect s -wave superconductor reads:

$$\sigma(\omega) = \epsilon_0 \omega_{pl}^2 \left(\pi \delta(\omega) + i \frac{1}{\omega} \right) \quad (62)$$

where the $\sigma_1(\omega)$ component satisfies the sum rule:

$$\int_0^{+\infty} \sigma_1(\omega) d\omega = \frac{\pi}{2} \epsilon_0 \omega_{pl}^2 \quad (63)$$

Considering that the amplitude of $\sigma_2(\omega)$ is proportional to the fraction of charge carriers that participates to the condensate, i.e., $n_{SC} = n_q - n_N$, near-IR pump/THz-probe measurements in the *ab*-plane have been widely used to investigate the in-plane dynamics of the condensate in high-temperature superconductors [193, 275–277]. When the frequency of the probe is increased up to the energy scale of the superconducting gap, the breaking of the Cooper pairs and the related excitation of above-gap electron-hole pairs provide an additional absorption channel that is manifested under the form of an absorption edge at $\omega \sim 2\Delta_{SC}$ in the $\sigma_1(\omega)$ function. Therefore, non equilibrium optical spectroscopies in the THz/mid-infrared region can be used to directly trace the recovery dynamics of the energy gap in both unconventional [275] and conventional [278–280] *s*-wave superconductors.

Considering the case of layered copper oxide superconductors, also the *c*-axis optical properties carry important information about the superconducting properties. While the *c*-axis optical conductivity in the normal state is completely incoherent, the sudden decrease of the in-plane scattering rate drives the coherent coupling between the condensates confined in the Cu-O planes that form an array of Josephson junctions [224]. In the most common case of bi-layer cuprates, this effect results in the appearance of two longitudinal Josephson plasma resonances [281, 282] in the reflectivity and an absorption peak in the $\sigma_1(\omega)$ that arises from a transverse mode at the frequency $\omega_T^2 = d_{in}\omega_{in}^2 + d_{ex}\omega_{ex}^2/d_{in} + d_{ex}$, where d_{in} is the distance between the two Cu-O planes within the unit cell and d_{ex} is the distance between the double layers in the neighbouring unit cells. The plasma resonances can be modelled by a dielectric function that vanishes at the two proper screened Josephson plasma frequencies, ω_{in} and ω_{out} , with a pole at ω_T :

$$\epsilon(\omega) = \epsilon_\infty \frac{(\omega^2 - \omega_{in}^2)(\omega^2 - \omega_{ex}^2)}{\omega^2(\omega^2 - \omega_T^2)} \quad (64)$$

where ϵ_∞ is constant. As an example, YBa₂Cu₃O_{6.5} displays the two longitudinal plasma resonances at 3.7 meV and 60 meV, whose dynamics can be probed by THz and mid-infrared techniques [263].

4.1.5. Interband transitions and high-energy excitations

The high-energy region ($\bar{\omega} \gtrsim 1.5$ eV) of the dielectric function of correlated materials is dominated by interband transitions that correspond to excitations across the Mott or charge-transfer gaps and, at even higher energies, to optical transition between different bands. In general, these transitions are modelled through a high-energy dielectric function ($\epsilon_{HE}\omega$) that contains a number of Lorentz oscillators:

$$\epsilon_{HE}(\omega) = 1 + \sum_i \frac{\omega_{pi}^2}{\omega_{oi}^2 - \omega^2 - i\omega\gamma_i} \quad (65)$$

where ω_{pi}^2 , ω_{oi}^2 and γ_i are the intensity, position and frequency of the *i*-oscillator. From the Lorentz dielectric function, the optical conductivity can be directly cal-

culated through the relation:

$$\epsilon(\omega) = 1 - \frac{i\sigma(\omega)}{\epsilon_0\omega} \quad (66)$$

Since the sum of the spectral weight of the high-energy transitions, i.e. $SW_{HE} = \int_0^\infty \text{Re}\sigma_{HE}(\omega)d\omega$, and of the Drude component is proportional to the total number of charges of the system, this quantity must be conserved. Therefore, any change in the Drude plasma frequency as a function of the change of an external parameter (e.g. temperature, pressure, etc.) or during a phase-transition, must be compensated by the consequent change of the total spectral weight of the interband transition which follows the rule $SW_D + SW_{HE} = \text{const.}$

This conservation rule has some important consequences in the study of the superconducting phase transition. While in conventional superconductors the spectral weight of the condensate zero-frequency δ -function, SW_δ , is compensated exclusively by the loss in SW_D in the $0-\Delta_{SC}$ frequency range, in unconventional superconductors a more general sum rule (Ferrel-Glover-Tinkham) holds [212]:

$$SW_D^N + SW_{HE}^N = SW_D^{SC} + SW_{HE}^{SC} + SW_\delta \quad (67)$$

where the superscripts indicate the normal (N) and superconducting (SC) phases. Considering that the Drude spectral weight is proportional to the total kinetic energy of the charge carriers in the conduction band (see Sec. 4.1.1), possible superconductivity-driven changes of SW_{HE}^N , in both equilibrium and non-equilibrium conditions, can be used to investigate the nature of the superconducting phase transition as the doping concentration is changed (see Sec. 5.2.5).

A particular case is given by the cuprate parent insulators ($p=0$), in which the fluctuations of the $\text{Cu-}3d^9$ charge-configuration are suppressed by the strong Coulomb repulsion ($U_{dd} \sim 10$ eV) between two electrons occupying the same Cu orbital. In this case, the lowest excitation is the charge-transfer (CT) of a localized $\text{Cu-}3d_{x^2-y^2}$ hole to its neighbouring $\text{O-}2p_{x,y}$ orbitals, with an energy cost $\Delta_{CT} \sim 2$ eV $< U_{dd}$. In the optical conductivity, this process is revealed by a typical charge-transfer (CT) edge at $\hbar\omega = \Delta_{CT}$, which defines the onset of optical absorption by particle-hole excitations in the complete absence of a Drude response [235]. The shape of the charge-transfer edge can be modelled through the Urbach's expression [283] $\alpha = \alpha_0 \exp(s(E - E_0)/k_B T)$ where α_0 and E_0 are temperature-independent parameters, while s is given by $s = \sigma_0(2k_B T / \hbar\Omega_P) \tanh(\hbar\Omega_P / 2k_B T)$, in which $\hbar\Omega_P$ is the characteristic phonon energy and k_B the Boltzmann constant. Monitoring the dynamics of the CT edge allows addressing the dynamics of the decoherence of Mott excitons [284] (holon-doublon pairs) and clarify the nature of the final state of the system after the photoexcitation [196]. In system in which the electron-phonon coupling is sufficiently strong, the local excitons created by the light absorption can be dressed by the local deformation of the crystal, creating Frenkel polarons. This process accounts for the temperature-driven redshift of the CT edge measured on La_2CuO_4 [7, 285–288].

4.1.6. Optics and Dynamical Mean Field Theory

One of the reasons for the success of Dynamical Mean-Field Theory is the direct access to dynamical properties, including both frequency-dependent single-particle spectra and response functions and time-resolved observables. In Sec. 3.2.2 we have discussed the basic picture of strongly correlated electrons emerging from DMFT, in which a quasiparticle peak with Fermi liquid properties is flanked by largely incoherent high-energy Hubbard bands. Here we show the consequent picture of

the optical conductivity for an equilibrium correlated system before attacking the non-equilibrium properties.

The optical conductivity is related to the current-current response function. It can be shown on general grounds that, for single-site DMFT, only the local and frequency-independent component of the vertex function contributes to the response functions [289], which implies that we can compute the real part of the optical conductivity as

$$\sigma(\omega) = \frac{\pi e^2}{\omega} \sum_k \int d\varepsilon [f(\varepsilon - \omega) - f(\varepsilon)] \text{Tr}[\rho(k, \omega) v_{k\alpha} \rho(k, \omega - \varepsilon) v_{k\beta}], \quad (68)$$

where the sum over k is extended over the whole Brillouin zone, $f(\omega)$ is the Fermi function, $\rho(k, \omega) = -1/\pi \text{Im}G(k, \omega)$ is the interacting single-particle spectral function, $v_{k\alpha}$ is the band velocity along the α direction for fermions with momentum k . The trace is taken over the (implicit) band index labelling both the spectral functions and the velocity tensor. For more details on the calculation of the optical conductivity in the framework of electronic structure calculations of correlated materials, we refer to Ref. [290].

For the purpose of the present section we focus however on the basic concepts which stem from Eq. (68) and emerged since the first calculations for the single-band Hubbard model[291–294]. As a matter of fact, for a fixed bandstructure, the essential frequency dependence of the optical conductivity is given by the convolution of two spectral functions, which clearly reflects the idea of optical transitions connecting occupied and empty states in the single-particle spectra. Starting from the spectral functions described above, we can simply build a cartoon picture of the optical conductivity for a strongly correlated metal close to a Mott transition. The case of major interest is that of a slightly hole-doped Mott insulator, where the quasiparticle peak is shifted very close to the lower Hubbard band with respect to the half-filled situation, but it retains its separate character, as shown in Fig. 25.

The optical conductivity is characterized by three main features: (a) A Drude peak, associated to transition within the quasiparticle peak. This states are essentially coherent, and they give rise to a sharp Drude peak, which can be broadened by interactions of any kind. The weight of the Drude peak is proportional to the quasiparticle weight Z ; (b) A “mid-infrared” peak, which is associated to transitions from the lower Hubbard band to the empty quasiparticle states. As a result, this relatively high-frequency feature is influenced by the low-energy excitations of the system; (c) a very high-energy ($\sim U$) feature which arises from transitions connecting the lower and the upper Hubbard bands. In the case of a charge-transfer insulator, this would coincide with the charge-transfer gap rather than to the Coulomb repulsion.

This simple description represents the backbone of our understanding of optical properties of strongly correlated systems. This picture indeed successfully captures the properties of three-dimensional oxides like V_2O_3 once the material-dependent aspects are taken into account[290, 293, 294]. The most prominent feature is the evolution of the spectral weight as a function of U and/or the doping, which mirrors the evolution of the quasiparticle peak and the (much less pronounced) evolution of the Hubbard bands in the same process.

While this simple picture remarkably works for three-dimensional materials, the application of the above picture to the highly anisotropic cuprate superconductors is certainly much more questionable. The structure of these materials strongly sug-

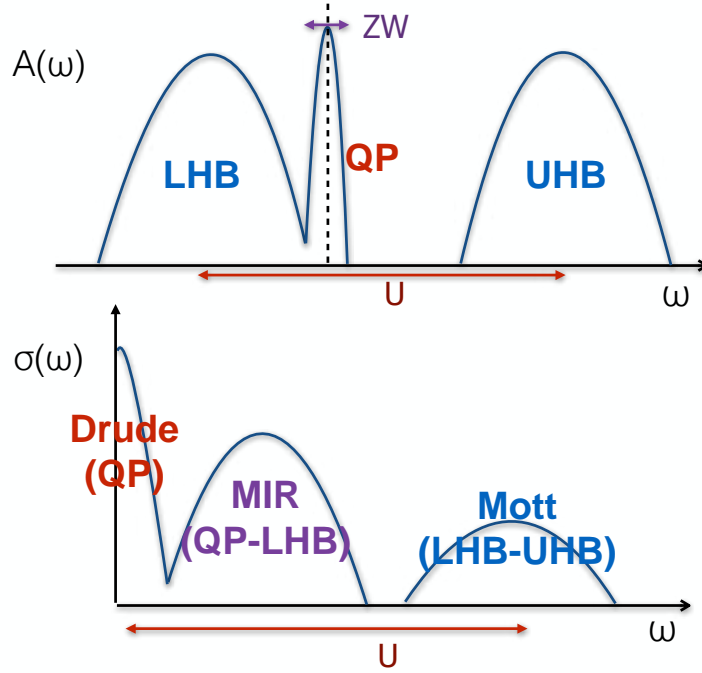


Figure 25. Single-particle spectral function $A(\omega)$ and corresponding real part of the optical conductivity $\sigma(\omega)$ for a cartoon doped Mott insulator. Transitions within the narrow quasiparticle peak (QP) of width ZW around the Fermi level (marked by a dashed vertical line) lead to the low-frequency Drude contribution in the optical conductivity. Transitions connecting the lower Hubbard band (LHB) with the quasiparticle peak lead to the “MIR” structure in the conductivity, while transition connecting LHB and Upper Hubbard Band (UHB) give rise to the high-energy “Mott” feature.

gest that the two-dimensional copper-oxygen layers are the main building blocks where the superconducting phenomenon and the other electronic features take place, leading to identify the two-dimensional Hubbard model (or its three-orbital version) as the basic electronic model to describe these materials. The need to go beyond the DMFT picture with a momentum-independent self-energy is also triggered by the physical properties of the cuprates, starting from the d-wave superconducting phase, which requires a momentum-dependent anomalous self-energy, and the pseudogap regime, in which a clear differentiation between the antinodal and nodal regions takes place.

If one wants to build on the success of DMFT and include short-ranged correlations, it is therefore necessary to go beyond the “single-site” version of DMFT that we described so far. The most straightforward and popular extensions of DMFT are “cluster extensions” in which an effective theory is built for a small cluster rather than for a single site[295–297].

It has been repeatedly shown that even the smallest possible clusters, like a suitably chosen two-site cluster[298, 299] or a 2×2 plaquette[300–310] all the main features of the cuprate phase diagram, including antiferromagnetism, d-wave superconductivity and the pseudogap appear and their competition is compatible with the experimental framework. Larger clusters of around 8-16 sites are instead sufficient to make the agreement with experiments stronger and almost quantitative[311–315].

The present manuscript is not the appropriate forum to discuss all these developments, but we would like to end this session with an important observation. Despite

the necessity to include at least short-range non-local correlations to properly describe the phase diagram of the cuprates, even the single-site DMFT with its local self-energy describes accurately the distribution of spectral weight as a function of frequency. In particular, it has been shown that DMFT correctly reproduces both the doping[316, 317] and the temperature[318] evolution of the integrated optical spectral weight $S = \int_0^{\Omega_c} d\omega \sigma(\omega)$ for different values of the cut-off Ω_c chosen in order to include either the pure Drude contribution or the Drude and the mid-infrared structure.

We stress that this success is not accidental or a minor aspect. The ability of single-site DMFT in capturing the main features of the evolution of the spectral weight reflects the fact that the separation of the optical spectrum in the three features (Drude, MIR and Mott) described above seems to survive also in low-dimensional materials like the cuprates. In this perspective, we can conclude that the inclusion of short-range correlation in cluster methods (or any other suitable extension of DMFT) gives rise essentially to a redistribution of weight *within* each main spectral feature, but it does not transfer substantial spectral weight from one feature to the other. In particular, we expect the low-energy manifold in the spectral function to be significantly reorganized in cluster calculations, reflecting in the internal structure of the "Drude" and "mid-infrared" features. In this sense, we can always view the single-site DMFT picture has the "backbone" description of the spectral properties of correlated materials even in low dimensions. In the latter case, we have to keep in mind that non-local effects will certainly play a role, but this does not imply a breakdown of the hierarchy of energy scales emergent from DMFT.

4.2. The non-equilibrium response

In general, the non-equilibrium response of excited materials can be the sum of different contributions, ranging from the plasma response, the thermomodulation effect, the Fermi surface smearing and the Mathis-Bardeen (M-B) response in the superconducting state.

Here we limit the discussion to the case of relatively weak perturbation induced by the photoexcitation, where the photoexcited carrier density n_p is small as compared to the normal state carrier density N_0 . In this regime, for any specific probed wavelength, it is possible to assume the linear response approximation and expand the optical constants to the first order in carrier density n or, in the case of phonons, to the displacement coordinate Q . In this framework, the temperature- and fluence-dependences of the amplitude and lifetimes are described well by the phenomenological theory presented in the previous sections. However, for longer timescales the thermomodulation response proportional to $d\epsilon/dT$ becomes important. In the next subsections we will discuss the transient dynamics of the dielectric function on a very general ground, while some simple examples (e.g. Fermi level smearing) relevant for the results presented in Chapter 5 will be provided. Finally, for a quantitative description of the selection rules related to the polarizations of the pump and probe pulses, we will discuss the transient response in terms of the stimulated Coherent Raman scattering.

4.2.1. Probing the spectral response: dynamics of the dielectric function

Fermi surface smearing and interband transitions. The possibility of probing the dynamics of the dielectric function of correlated materials over a significantly broad frequency range, represents a breakthrough in the quantitative understanding of the spectrally resolved non equilibrium physics. The pioneering pump-probe

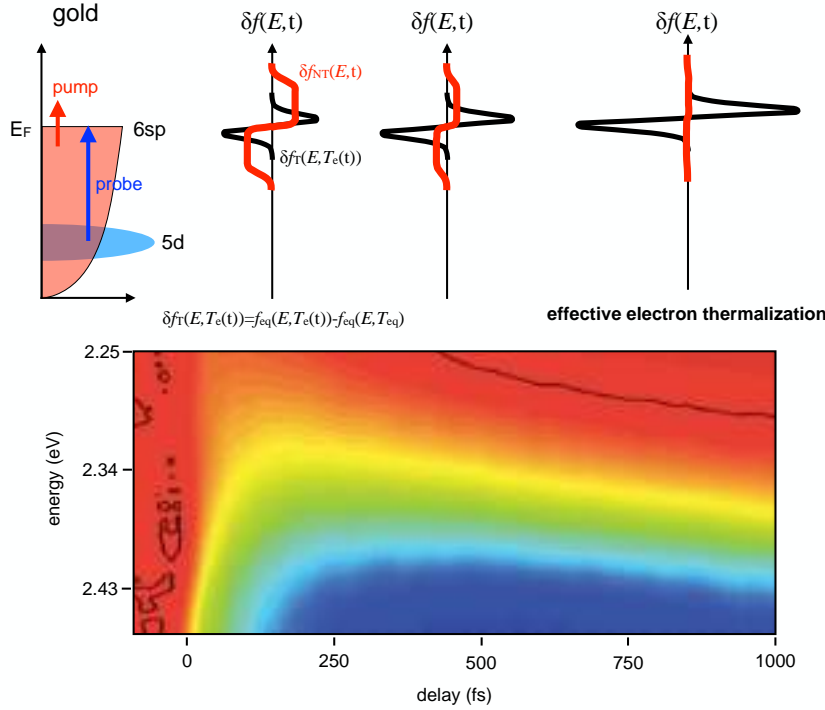


Figure 26. Cartoon of the electronic thermalization process in gold. The time-resolved reflectivity experiments in which the $5d-6pd$ optical transitions are probed are mostly sensitive to the photoexcited non-thermal distribution $f_{NT}(E, t)$ extending in the energy range $E_F - \hbar\omega_{pump} - E_F + \hbar\omega_{pump}$. Taken from [169]

experiments on metals [165] and correlated materials were based on the generic assumption of a proportionality between the reflectivity variation at the frequency ω and the instantaneous "effective" electronic temperature, i.e., $\delta R/R(t) \propto \delta T_e/T_e(t)$. In this perspective, the dynamics of the transient reflectivity was reproduced through an effective-temperature model trying to estimate the electron-phonon coupling which ultimately regulates the relaxation dynamics of $T_e(t)$ (see Chapter 3). Nonetheless, in many cases the variation of the optical properties is uncorrelated to the effective electronic temperature, whose definition is often questionable, particularly for the sub-ps timescale.

The simplest example is related to the dynamics of the optical properties in a metal, when a resonant optical transition from a narrow band (e.g. a d -band) to the Fermi level is probed, as schematically shown in Fig. 26. In this case, the excitation process at $\hbar\omega_{pump}$ creates a step-like non-thermal function, $f_{NT}(E, t)$, which extends from $E_F - \hbar\omega_{pump}$ to $E_F + \hbar\omega_{pump}$. The relaxation dynamics of $f_{NT}(E, t)$ is regulated by the charge-charge and the charge-phonon interactions, which eventually lead to a thermalized electronic distribution at the effective temperature $T_e(t)$, as discussed in Section 3.3. Snapshots of this thermalization process can be taken by measuring the dynamics of the complex dielectric function $\delta\epsilon(\omega, t)$. Considering the optical transitions from the d -band to the conduction band, we note that $f_{NT}(E, t)$ is expected to increase the phase space available for optical transitions whose final state lies in the $(E_F - \hbar\omega_{pump}) - E_F$ energy range (see Fig. 26), while the photoinduced filling of the bands from E_F to $E_F + \hbar\omega_{pump}$ leads to the opposite effect. As a consequence, the absorption of the system is strongly modulated in the $(\omega_0 - \hbar\omega_{pump}) - (\omega_0 + \hbar\omega_{pump})$ energy range, where ω_0 is the central frequency of the $d \rightarrow \text{conduction band}$ transition. As far as the $f_{NT}(E, t)$ evolves into a thermal

hot distribution $f(E, T_e(t))$, the smearing of the Fermi-Dirac distribution progressively leads to a narrower modification of the optical properties in the $2k_B T_e$ range across ω_0 . The frequency-dependence of the variation of the dielectric function can be easily modelled by assuming [166, 319] that the absorption change at the probe frequency ω is given by:

$$\delta\epsilon_2(\omega, t) \simeq \frac{1}{(\hbar\omega)^2} \int_{E_{min}}^{E_{max}} D(E, \hbar\omega) \delta f(E, t) dE \quad (69)$$

where $D(E, \hbar\omega)$ is the JDOS of the optical transition from $E - \hbar\omega$ to E and $\delta f(E, t) = f(E, t) - f_{eq}(E, T_{eq})$ is the relative change of the electronic occupation with respect to the equilibrium Fermi-Dirac distribution at the temperature T_{eq} . While the lower integration limit, E_{min} can be taken as $-20k_B T_e$, E_{max} depends on the details of the band structure of the material [319]. Assuming that both the matrix elements of the optical transition and the JDOS remain constant during the excitation and relaxation processes, it is possible to model the dynamics of $\delta\epsilon(\omega, t)$ by computing ϵ_1 through the Kramers-Kronig relations and letting $f(E, t)$ evolving within the extended multi-temperature model (see section 3.3).

Recent time-resolved measurements with sub-20 fs resolution [169] mapped the dynamics of the electron thermalization process in gold, demonstrating the formation of a fully-thermalized electron distribution on a timescale of the order of 500 fs. The onset of a thermal electron distribution is bottlenecked by the Fermi-liquid behaviour of the low-energy quasiparticles, whose lifetime diverges when $E \rightarrow E_F$ leading to a long-lived low-energy tail in $\delta f(E, t)$. As a further consequence, a significant amount of the energy stored in the electron gas can be exchanged with the phonons (or other bosonic fluctuations) before the complete thermalization of the electrons, as pointed out in Ref. [320], making the applicability of the effective temperature model a quite elusive problem.

Fermi level smearing and transient Drude response. In the normal state, the transient change of the electronic occupation, $\delta f(E, t)$, can also lead to important variations of the low-energy optical properties, usually described by the (extended) Drude model. We report here two simple examples, that show how it is possible to relate the complex changes of the intraband optical properties to the variation of the parameters which enter in the equilibrium dielectric function.

The first simple case is related to a transient change of the density of the free carriers in the conduction band. This can be achieved, for example, by strongly and resonantly pumping a transition from states near E_F to high-energy empty bands, whose decay is slower than the temporal resolution of the experiment. The excitation in which the effective number of carriers in the conduction band, $n_q(t)$, is time dependent can lead to a transient change of the plasma frequency $\omega_{pl}(t) = \sqrt{n_q(t)e^2/\epsilon_0 m_q}$, which in turn induces a transient change of the reflectivity by the free-carrier plasma. This kind of response is shown in Fig. 27 (blue line), for the case in which only the plasma frequency changes. For simplicity we have assumed a simple Drude model, i.e., $\epsilon = \epsilon_\infty - \omega_{pl}^2/(\omega^2 + \omega\gamma)$ with the parameters typical of doped copper oxides (plasma frequency: $\omega_{pl} \sim 2.5$ eV; scattering rate: $\gamma \sim 0.5$ eV). The presence of high-energy interband transitions, that are intrinsic to any realistic model, is simulated by using $\epsilon_\infty = 5$ in the model dielectric function.

The second example is the photoinduced change of the scattering rate of the charge carriers in the conduction band. The reflectivity variation induced by the increase of the electronic scattering rate is shown in Fig. 27 (red line). This case can

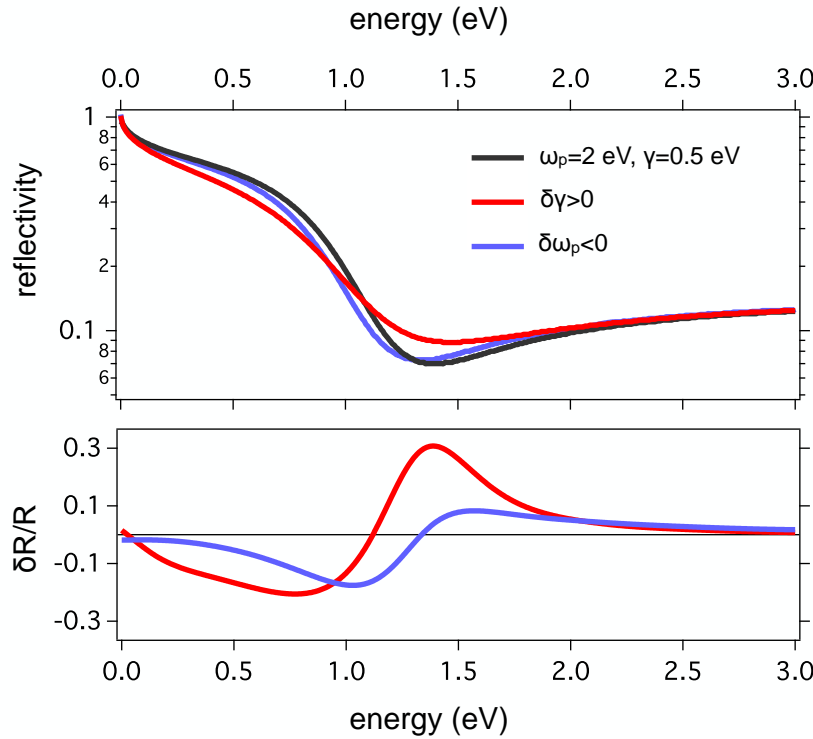


Figure 27. The reflectivity (top panel) and differential reflectivity $\delta R/R$ (bottom panel) calculated within the simple Drude model. The black line represent the reflectivity for a Drude model with parameters similar to those typical of doped copper oxides: $\omega_{pl}=2.5$ eV and $\gamma=0.5$ eV. The contribution of the interband transitions is accounted for by setting $\epsilon_\infty=5$. The blue line represents the reflectivity variation in the case of a photoinduced decrease of the plasma frequency ($\delta\omega_{pl} \sim 5\%$). The red line is the reflectivity variation calculated in the case of an increase of the scattering rate ($\delta\gamma \sim 50\%$). The possible photoinduced variations of ω_{pl} and γ have been exaggerated for graphical reasons.

represent the simple picture in which the energy released by the pump excitation to the charge carriers is rapidly dissipated into the bosonic bath, whose effective temperature rapidly increases and leads to the rise of the electron-boson scattering rate (see Sec. 5.2.3). An alternative scenario, implying the photoinduced variation of γ , is given when carriers have strongly anisotropic scattering rates, e.g. the nodal-antinodal dichotomy in copper oxides. After the photoexcitation, the underlying \mathbf{k} -dependent distribution of the thermal excitations can be strongly perturbed and the total scattering rate can be modified as a result of the non-thermal distribution of excitations in the \mathbf{k} -space (see Sec. 5.2.4).

While in both cases ($\delta\omega_{pl} < 0$ and $\delta\gamma > 0$) the non-equilibrium response is relevant for probe frequencies $\omega \sim \omega_{pl}$, the frequency-dependent relative reflectivity variation, i.e., $\delta R(\omega)/R$, contains the fingerprint of the two phenomena. These two cases constitute the simplest example in which two different physical scenarios can be disentangled by probing the reflectivity variation over a very broad energy range.

The differential dielectric function. Considering the "local" relation between the reflectivity $R(\omega)$ and $\epsilon(\omega)$, the assumption $\delta R/R(t) \propto \delta T_e/T_e(t)$ can be invalidated, even in the simple case of weakly interacting electrons in a metallic system. However, the rapid growing of the broadband time-resolved optical spectroscopies has paved the road to the development of quantitative models for the electron dynamics in solids, allowing to address important questions concerning non-equilibrium optical experiments. The foundation of the *differential dielectric function* approach is grounded on the knowledge of the equilibrium dielectric function ($\epsilon_{eq}(\omega); \eta_i$), that

is a functional of a number of parameters η_i (or functions if they depend on the energy E). Starting from this information, it is necessary to identify the smallest subset of parameters necessary to reproduce the measured $\delta\epsilon(\omega, t)$, which can be expressed as:

$$\delta\epsilon(\omega, t) = \sum_i \frac{\partial\epsilon(\omega; \eta_i)}{\partial\eta_i} \delta\eta_i(E, t) \quad (70)$$

As a consequence, the dynamics of the dielectric function is mapped into the dynamics of the parameters $\eta_i(E, t)$ that can provide valuable informations about the relevant physics. Here below we list some physical parameters that are of relevance for the dynamics of correlated materials, along with the physics disclosed by their dynamics:

- i) **non-thermal carrier distribution** $f(E, t) \rightarrow$ dynamics of the non-thermal distribution of the charge carriers photoexcited by the pump pulse;
- ii) **plasma frequency** $\omega_{pl}^2 \rightarrow$ transient modification of the plasma frequency as a consequence of either a change of the carriers density or an ultrafast spectral weight shift;
- iii) **density of states** $N(E, t) \rightarrow$ change of the density of state at the Fermi level;
- iv) **optical scattering rate** $\gamma(\omega, t) \rightarrow$ change of the electron-boson scattering rate as a consequence of the change of either the electron-boson coupling constant or the boson density;
- v) **optical spectral weight** $SW(\Omega_c, t) \rightarrow$ ultrafast modification of the spectral weight, energy and damping of interband transitions;
- vi) **infrared-active modes with frequency ω_i , damping Γ_i and oscillator strength ω_i^2** \rightarrow changes of the intensity and shape of infrared-active modes as a consequence of the energy transfer to the lattice;
- vii) **condensate density** $n_{SC}(t) \rightarrow$ transient modification of the inductive response of the superconducting condensate;

The time-domain THz techniques [321, 322] provide direct access to the complex optical functions, i.e., the dielectric function $\epsilon(\omega)$, the optical conductivity $\sigma(\omega) = i/4\pi(\epsilon(\omega) - 1)$ and the refraction index $n(\omega) = \sqrt{\epsilon(\omega)}$. Conversely, the non-equilibrium optical spectroscopies in the infrared/visible range usually probe the dynamics of the reflectivity (or transmissivity) that is, at normal incidence, related to the dielectric function by:

$$R(\omega, T) = \left| \frac{1 - \sqrt{\epsilon(\omega, T)}}{1 + \sqrt{\epsilon(\omega, T)}} \right|^2 \quad (71)$$

To overcome the limitation in directly probing the complex optical properties, a spectroscopic ellipsometry can be carried out for each probe wavelength by performing measurements at different incident angles or polarizations of the probe beam [323] and by numerically inverting the Fresnel relations. However, performing a real time-resolved ellipsometry over a broad frequency range is usually experimentally demanding. More frequently, the optical properties are reconstructed through measurements on thin films, in which the transmissivity variation is directly related to imaginary part of the refraction index, i.e., $T(\omega) = (1 - R)\exp(-2\omega n_2(\omega)/c)$, when Fabry-Perot internal reflections are neglected. In the case of broadband reflectivity measurements, the complex dielectric function can be extracted either by perform-

ing a differential dielectric function analysis starting from a model of the dielectric function which is intrinsically Kramers-Kronig constraint or by directly performing KK transformations on the $\delta R(\omega, t)$ signal constraining $\delta R(\omega, t)=0$ in the range outside the probe frequency window. This last method, recently introduced [44], basically assumes that the variations of the pump-perturbed reflectivity outside of the probed region are either negligible or too distant from the probed energy scale to significantly change the local optical response.

4.2.2. The optical response of a superconductor

Strong photoexcitation. The Mattis-Bardeen (M-B) formula [212] gives the ratio between the superconducting and normal state optical conductivity σ_s/σ_n , ($= \alpha_s/\alpha_n$) calculated within a single band model. While it is large for $\omega \simeq \Delta$, it diminishes with frequency as ω^{-2} . The amplitude A_s , of the induced change in reflectivity in the regime of condensate vaporization, is given by:

$$A_s = \left| \frac{\delta R}{R} \right|_{\mathcal{F} > \mathcal{F}_T} = \frac{R_n - R_s}{R_s} \simeq \frac{R_n - R_s}{R_n} \quad (72)$$

where R_n and R_s are the reflectivities in the normal and in the superconducting states respectively, and $R_n, R_s \gg R_n - R_s$. At optical frequencies, the induced change in reflectivity is mainly affected by the imaginary component of the refractive index, hence proportional to the induced change in the real part of the optical conductivity $\frac{\delta R}{R} \propto \frac{\delta k}{k} \propto \frac{\delta \varepsilon_2}{\varepsilon_2} \propto \frac{\delta \sigma_1}{\sigma_1}$ giving

$$A_s = \left| \frac{\delta R}{R} \right|_{\mathcal{F} > \mathcal{F}_T} \propto \frac{\sigma_1^n - \sigma_1^s}{\sigma_1^n} \quad (73)$$

To determine the temperature dependence of A_s , the ratio $\frac{\sigma_1^s}{\sigma_1^n}(T)$ is evaluated, being $\frac{\sigma_1^s}{\sigma_1^n}$ given by the Mattis-Bardeen relation [324]

$$\begin{aligned} \frac{\sigma_1^s}{\sigma_1^n}(\hbar\omega) = & \frac{2}{\hbar\omega} \int_{\Delta}^{\infty} (f(\varepsilon) - f(\varepsilon + \hbar\omega)) g(\varepsilon) d\varepsilon \\ & + \frac{1}{\hbar\omega} \int_{\Delta - \hbar\omega}^{-\Delta} (1 - 2f(\varepsilon + \hbar\omega)) g(\varepsilon) d\varepsilon \end{aligned} \quad (74)$$

Here $f(\varepsilon)$ is the Fermi-Dirac distribution function, $\hbar\omega$ is the photon energy, Δ is the superconducting gap, and $g(\varepsilon)$ is

$$g(\varepsilon) = \frac{\varepsilon(\varepsilon + \hbar\omega) + \Delta^2}{\sqrt{\varepsilon^2 - \Delta^2} \sqrt{(\varepsilon + \hbar\omega)^2 - \Delta^2}} \quad (75)$$

In the limit of $\Delta \ll \hbar\omega$ Eq. 74 becomes:

$$\begin{aligned} \frac{\sigma_1^s}{\sigma_1^n}(\hbar\omega) \simeq & \frac{1}{\hbar\omega} \int_{\Delta}^{\hbar\omega - \Delta} g(\varepsilon - \hbar\omega) d\varepsilon \\ & + \frac{2}{\hbar\omega} \int_{\Delta}^{\infty} f(\varepsilon) (g(\varepsilon) - g(\varepsilon - \hbar\omega)) d\varepsilon \end{aligned} \quad (76)$$

For $2\Delta \ll \hbar\omega$, the integral 76 can be used to obtain $A_s(T)$ [194, 324]:

$$A_s(T) \propto \frac{\Delta(T)^2}{(\hbar\omega)^2} \ln \left(\frac{4\hbar\omega}{e\Delta(T)} \right). \quad (77)$$

Eq. 77 can be compared with the temperature dependence of $\delta R/R$, when a strong P pulse completely destroys the condensate. Note that the response is proportional to ω^{-2} . This fact can be experimentally tested.

Weak photoexcitation. If the perturbing pulse is too weak to destroy the ordered state, the derivative change of reflectivity δR with respect to Δ must be calculated. Using the two-fluid model, we obtain that $\Delta^2 = \Delta_0^2 n_s = \Delta_0^2 (1 - n_q)$, where n_s is the superfluid density, n_q is the quasiparticle density, and Δ_0 is the gap at $T = 0$. δR can be related to the photoexcited carrier density n_p using the fact that $\delta n_q = n_p$:

$$\delta R = \frac{\partial R}{\partial \Delta} \frac{\partial \Delta}{\partial n_q} \delta n_q = \frac{A\Delta_0^2}{2(\hbar\omega)^2} \left(1 - 2 \ln \left[\frac{1.47\hbar\omega}{\Delta} \right] \right) n_p \quad (78)$$

If we neglect the derivative of the logarithmic correction with respect to Δ , we can substitute Δ_0 for $\Delta(t)$ in the logarithm and obtain:

$$R_s(t) - R_n \simeq A \frac{\Delta(t)^2}{(\hbar\omega)^2} \ln \left[\frac{1.47\hbar\omega}{\Delta_0} \right] \quad (79)$$

Eq. 78 then further simplifies to:

$$\delta R = \frac{\partial R}{\partial \Delta} \frac{\partial \Delta}{\partial n_q} \delta n_q = \frac{2A\Delta(t)}{(\hbar\omega)^2} \delta \Delta \propto -\frac{\Delta_0^2}{(\hbar\omega)^2} n_p. \quad (80)$$

This is an intuitive result, which is consistent with an excited state absorption probe process. This response function, just as for strong excitation, does not consider resonant processes and diminishes at higher energies as ω^{-2} .

Under conditions of weak excitation often encountered experimentally in superconductors, the QPs accumulate at the bandgap edge forming a bottleneck. Under such conditions, the QPs and phonons are in near equilibrium, and n_p is given by:

$$n_p = \frac{1/(\Delta(T)) + T/2}{1 + B\sqrt{2T/(\Delta(T)\text{Exp}[-\Delta(T)/T])}}. \quad (81)$$

where Δ is the superconducting gap, $B = \nu/N(0)\hbar\Omega_c$, where ν is the effective number of phonon modes of frequency $\hbar\Omega_c$ per unit cell participating in the relaxation process. B can be determined by fitting the temperature dependence of $\delta R/R$ and $N(0)$ is the density of electronic states at the Fermi energy.

4.2.3. Description of the non-equilibrium experiments in terms of stimulated Raman scattering

A vast literature [5, 6, 325] showed that P-p experiments can be described as a two step stimulated Raman scattering (SRS) process, which applies not only to lattice vibrations, but also to electronic [326, 327] and magnetic excitations. This picture is valid in the limit in which the excitation is shorter than the typical relaxation time of the excited bosonic mode. In this case, the first order in the expansion

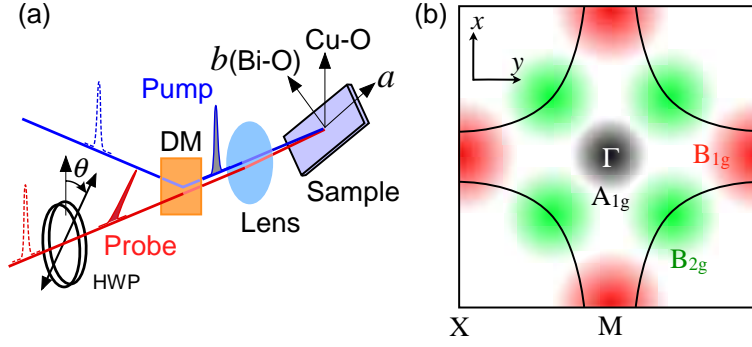


Figure 28. (a) A schematic illustration of the two-color pump-probe setup for polarization-resolved measurements. The probe polarization can be controlled by a half-wave plate (HWP) and is recombined with the pump by a dichroic mirror (DM). The angle θ is measured relative to the Cu-O bond axes. (b) The \mathbf{k} -space selectivity of the probe, according to the Raman-like selection rules is indicated by the colours: A_{1g} : black, B_{1g} : red; B_{2g} : green.

of the kinetic equations for the electronic and bosonic distributions [328] can be approximately considered as the leading one. This model is very useful, since it makes possible to compare quantitatively the polarisation selection rules using the Raman tensor, and intensities of the P-p measurements with theoretically calculated resonant Raman scattering cross-sections. Moreover, it allows detailed analysis of broken symmetries on short timescales. In contrast to ordinary stimulated Raman scattering the process is coherent, so one can extract lifetime information using P-p spectroscopy. The beauty of this approach is that once the dielectric function is known, either experimentally or theoretically, the P-p response can be calculated.

In the **first step**, of the pump-probe process, the *pump* pulse excitation can proceed either by impulsive excitation (IE) or displacive excitation (DE) [5, 6]. The two typically apply to non-resonant and resonant conditions respectively. In the DE process, photo-excited carriers scatter among themselves and rapidly release their energy to the lattice within tens of fs, resulting in a transient non-equilibrium population of electrons, phonons, magnons, etc. All memory of the initial electron (or hole) momenta is lost in the process. If the excitation is not too intense, the process can be considered as a weak coherent perturbation of the QP density n_q near the Fermi level which does not cause a significant renormalisation of the electronic structure. n_q can linearly couple (only) to symmetric A_g excitations, whereas the appropriate Raman tensor π^R [5, 6] governs all the excitations (phonons, electronic states, etc.) in the IE process. In particular, for the pseudo-tetragonal (D_{4h}) symmetry, usually considered as appropriate for the parent structure in cuprates, A_{1g} , A_{2g} as well as B_{1g} and B_{2g} modes can be excited for polarisations in the $a-b$ plane.

In the **second step**, i.e. the *probe* experiment, the detection of the transient change of reflectivity can also be described by a SRS process [5, 6]. The IE and DE components can be distinguished by the phase of the response at $t = 0$, since $R^{IE} \propto \sin(\omega(t - t_0))$, while $R^{DE} \propto \cos(\omega(t - t_0))$. The coupling of the photon with the crystal excitations (for either the pump or the probe) can be written as:

$$P_k = \sum_l \chi_{kl} E_l + P_k^R \quad (82)$$

The SRS polarisation P_k due to a pump-induced change of n_q is given by:

$$P_k^R = \sum_l \mathcal{R}_{kl} E_l n_q, \quad (83)$$

where $\mathcal{R}_{kl} = \frac{\partial \epsilon_{kl}}{\partial n_q}$ is the Raman tensor, ϵ_{kl} is the complex dielectric tensor, and E_l is the l -th component of the electric field.

For DE and IE the frequency dependence of the Raman tensor components in terms of the complex dielectric constant are:

$$\xi^{DE}(\omega, \omega + \Omega) \propto \left[\frac{d\text{Re}(\epsilon)}{d\omega} + i \frac{d\text{Im}(\epsilon)}{d\omega} \right] \quad (84)$$

and

$$\xi^{IE}(\omega + \Omega, \omega) \propto \left[\frac{d\text{Re}(\epsilon)}{d\omega} + 2i\text{Im}(\epsilon)/\Omega \right] \quad (85)$$

respectively. Note that the DE response is proportional to the derivative, $\frac{d\text{Im}(\epsilon)}{d\omega}$, while the IE response is proportional to $\text{Im}(\epsilon)$. Thus, by measuring the frequency dependence of the P-p response it is possible determine the excitation mechanism. A nice example of such an effect of resonance is demonstrated by the derivative line shape in the photoinduced transmission experiments of Okamoto et al [329], signifying a DE mechanism associated with the Cu-O charge transfer excitation around 1.5 eV.

The case of Bi2212 gives a good example for the analysis of the polarisation response associated with SRS. Assuming a pseudo-tetragonal structure (D_{4h} point group) for BiSCO for example, the photoinduced changes of the in-plane dielectric tensor components can be decomposed, according to symmetry, as:

$$\delta\epsilon = \begin{bmatrix} \delta\epsilon^{A_{1g}} & \\ & \delta\epsilon^{A_{1g}} \end{bmatrix} + \begin{bmatrix} \delta\epsilon^{B_{1g}} & \\ & -\delta\epsilon^{B_{1g}} \end{bmatrix} + \begin{bmatrix} & \delta\epsilon^{B_{2g}} \\ \delta\epsilon^{B_{2g}} & \end{bmatrix}. \quad (86)$$

Here we have omitted the A_{2g} symmetry term, because the pseudovector A_{2g} symmetry components do not appear in low-energy spectra [330]. However, they may appear at high energies associated with either $d_{x^2-y^2}^9 - d_{xy}^9$ intra-Cu transitions or in $d_{x^2-y^2}^9 - p_\sigma$ charge transfer transitions [199].

Considering that the reflected light intensity is proportional to $P_k P_k^*$, and taking the incident electric field (only the in-plane components) as $E = E_0 \begin{pmatrix} \cos \theta \\ \sin \theta \end{pmatrix}$, then to lowest order the angle-dependence of the photoinduced change of reflectivity R reduces to:

$$\begin{aligned} \delta R(\theta) = & \partial R / \partial \epsilon_1 \left[\delta\epsilon_1^{A_{1g}} + \delta\epsilon_1^{B_{1g}} \cos(2\theta) + \delta\epsilon_1^{B_{2g}} \sin(2\theta) \right] + \\ & + \partial R / \partial \epsilon_2 \left[\delta\epsilon_2^{A_{1g}} + \delta\epsilon_2^{B_{1g}} \cos(2\theta) + \delta\epsilon_2^{B_{2g}} \sin(2\theta) \right]. \end{aligned} \quad (87)$$

Here $\epsilon = \epsilon_1 + i\epsilon_2$, where ϵ_1 and ϵ_2 are the real and imaginary parts of the dielectric constant, respectively. Assuming a linear response $\delta\epsilon_i \simeq \delta R_i$, the angle-dependence of the transient reflectivity results:

$$\delta R(\theta) \propto \delta R_{A_{1g}} + \delta R_{B_{1g}} \cos(2\theta) + \delta R_{B_{2g}} \sin(2\theta). \quad (88)$$

Thus by measuring the angle dependence of $\Delta(R)$, we can obtain the relative magnitudes of the A_{1g} , B_{1g} and B_{2g} components. The expression in Eq. 88, together with the temperature dependence and relaxation time measurements, allows to extract the different components of the response associated with specific symmetries

and, consequently, to identify the states involved¹.

Although this response was originally derived for collective modes (phonons), it may also hold for electronic excitations, provided the electronic bandwidth is not too large. Therefore, it may apply to superconducting gap excitations, charge-density-wave gap excitations, single-ion electronic levels in insulators etc. but not for wide band semiconductors, where higher order corrections would need to be included [328]. Pump-probe experiments and electronic Raman scattering can be thus be viewed as complementary spectroscopies in time domain and spectral domain respectively. Previous analysis of electronic Raman scattering on Bi-based cuprates have shown that B_{2g} symmetry probes excitations in the nodal $(\pi/2, \pi/2)$ direction in k -space, while the B_{1g} probes excitations in the antinodal directions $(\pi/2, 0)$ and $(0, \pi/2)$ [330–332]. Recent studies suggest a PG in the nodal direction to have s -wave symmetry, in contrast to the common assumption of a pure d -wave PG [333], indicating that the PG symmetry is still an open issue. A rather similar debate exists for the SC state symmetry, which entertains the possibility of different order parameter symmetry on the surface and in the bulk as indicated by different experimental probes [334].

5. Non-equilibrium spectroscopies of high-temperature superconductors and correlated materials

The first pioneering age of pump-probe experiments was characterized by the effort of understanding whether the out-of-equilibrium properties of superconductors and correlated materials could provide a novel piece of information relevant for the general understanding of these materials. This nascent field, mostly based on single-colour experiments, soon brought to light a wealth of interesting phenomena emerging from the possibility of investigating the relaxation processes on a timescale (sub-picosecond) faster than the time necessary to achieve transient quasi-thermodynamic states.

In this chapter we will provide an overview of the main experimental results ranging from the first single-color experiments to the use of more advanced ultrafast techniques. The aim is to follow the historical path and to collect the main results so far achieved and leading to the foundation of the field. Even though the first experimental outcomes could appear as scattered and unrelated attempts, they led to development of the conceptual framework (see Chapter 3.4) that is still at the base of most of the recent advances (see Section 5.2).

5.1. Single-color pump-probe in the near-IR

5.1.1. Cuprate superconductors

Since the early times of ultrafast spectroscopies, single-colour P-p experiments were performed on almost all the families of copper oxides and on many different correlated materials. Only within the cuprate class of high-temperature superconductors, the ultrafast dynamics was measured on the Y- [8, 13, 17, 26, 28, 29, 171, 184, 188, 335–342], La- [171, 194, 343–348], Bi- [175, 190, 191, 196–198, 344, 349–352], Tl- [353–355] and Hg-based [189, 356] families, as well as on the electron-doped $(\text{La/Nd})_{2-x}\text{Ce}_x\text{CuO}_4$ (LCCO, NCCO) copper oxides [199, 200, 357]. Since

¹This analysis for the probe process applies for the case where the system does not relax (e.g. by Frank-Condon relaxation) before emitting the reflected photon, and the perturbation should be weak, which is easily fulfilled.

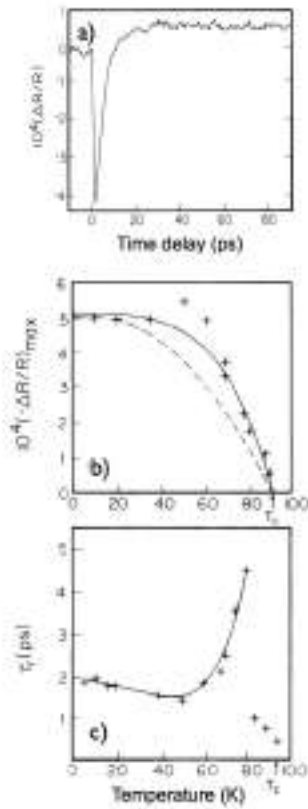


Figure 29. Transient reflectivity measurements on $\text{YBa}_2\text{Cu}_3\text{O}_{7-\delta}$. a) Typical $\delta R/R(t)$ time trace at $T < T_c$. b) Temperature dependence of the maximum amplitude of the $\delta R/R(t)$ signal. c) Divergence of the relaxation time, τ_r , as T_c is approached. Taken from Ref. 192

detailed systematic studies were performed mainly on $\text{YBa}_2\text{Cu}_3\text{O}_{7-\delta}$ (YBCO), $\text{La}_{2-x}\text{Sr}_x\text{CuO}_4$ (LSCO) and $\text{Bi}_2\text{Sr}_2\text{CaCu}_2\text{O}_{8+\delta}$ (Bi2212), in this section we will mainly focus on these cuprate families, referring to other materials when illustrating a particular point.

Y-based cuprate superconductors. The pioneering work on single particle relaxation in cuprates was performed on $\text{YBa}_2\text{Cu}_3\text{O}_{7-\delta}$ (YBCO) and its related compounds. Early experiments by Han et al. [192] using dye laser photoexcitation (at 625 nm) on thin film samples of near-optimally doped $\text{YBa}_2\text{Cu}_3\text{O}_{7-\delta}$ detected the appearance of a transient reflectivity below the superconducting critical temperature that was unambiguously related to QP dynamics in the superconducting state (Fig. 29). By checking the QP relaxation dynamics as a function of excitation intensity at 20 K they verified that the dynamics was consistent with the Rothwarf-Taylor model, (see discussion in sec. 3.4.1), in which the gap-energy bosons emitted during the recombination of quasiparticles into Cooper pairs act as a bottleneck for the recombination dynamics. The transient change of reflectivity was interpreted in terms of a transient change of dielectric constant due to the change in the Drude response arising from photoinduced QPs. However, the (negative) sign of the QP response compared to the positive sign for the thermal signal was identified as a potential problem. The authors also reported a divergence of the QP lifetime just below T_c , shown in Fig. 29 c), consistent with the closure of the superconducting gap at T_c .

Subsequent systematic work on $\text{YBa}_2\text{Cu}_3\text{O}_{7-\delta}$ [26], particularly as a function

of doping [29, 184, 188, 336, 340], showed a very consistent picture of a multi-component response (see Fig. 30), in which the QP recombination dynamics across the superconducting gap is quite distinct from the QP relaxation (recombination) dynamics across the pseudogap. The QP recombination time across the superconducting gap, Δ_{SC} , vanishes sharply at T_c , as a consequence of the closing of the gap itself ($\Delta_{SC} \rightarrow 0$), as discussed in Sec. 3.4.2. This divergence is especially pronounced in optimally-doped and overdoped YBCO, but is hardly noticeable in underdoped thin films. The superconducting QP lifetime remains almost constant for most samples measured except for the very clean ortho-II phase samples, where the relaxation rate is reported to decrease with decreasing temperature. Such behavior appears to be a property of very high quality single crystals, also of other cuprates, such as LSCO and Hg-1223 [189]. The temperature dependence of the transient response due to QP recombination, whose amplitude and relaxation time dramatically increase below T_c , was shown to fit well to the model predictions under bottleneck conditions, as described by Eq. 37 using a superconducting gap with a BCS-like temperature dependence. On the other hand, the PG response can be fit very well with a model of QP relaxation across a temperature-independent gap Δ_{PG} (see Eq. 36). In the normal state, the PG response gradually diminishes until it vanishes at a temperature T^* , which is consistent with the "pseudogap temperature" measured by other techniques which measure a charge gap [358]. Such behaviour has been found to be quite generic: all cuprate superconducting materials show similar temperature-dependence for the SC and PG response. Similar behaviour has also been observed in pnictides, as we shall see in Sec. 5.1.2. The values of Δ_{SC} and Δ_{PG} estimated from the fitting with the gap-dependent model that will be discussed in Sec. 3.4.2 suggested a phase diagram (reported in Fig. 31) that was remarkably consistent with conventional equilibrium spectroscopies. Of particular interest is the comparison between the magnitude of the normal-state pseudogap Δ_{PG} and the spin gap measured by NMR. Fig. 32 shows that the charge gap inferred from the QP recombination in the normal state is approximately twice the spin gap measured by Knight shift measurements, which was attributed to the different nature of the charge and spin excitations [358].

The sign of the SC and PG responses in $\text{YBa}_2\text{Cu}_3\text{O}_{7-\delta}$ was reported to depend on doping [336] and on the polarization of the optical probe light with respect to the crystal axes [338]. For probe parallel to the crystallographic a -axis, the PG and SC transient reflectivity responses are of the same sign, while for probe parallel to the b -axis, the two are of opposite sign. While the SC response changes sign, the PG response is independent of the probe polarization, consistently with the band structure anisotropy of YBCO [338]. An important issue in analysing the dynamics of the equilibrium-state recovery is the determination of the intrinsic timescale of the quasiparticle decay via reformation of Copper pairs and emission of gap-energy bosons. This process, that has been formalized through the Rothwarf-Taylor equations discussed in Sec. 3.4.1, is expected to be strongly temperature-dependent and, therefore, also strongly affected by the average heating accumulated within the laser spot.

Extremely low-fluence measurements [29], performed on $\text{YB}_2\text{Cu}_3\text{O}_{6.5}$ Ortho-II with a high-repetition rate Ti:sapphire oscillator, accessed the low-temperature and low-fluence regime, in which the recovery dynamics can be described by the *weak bottleneck* (see Sec. 3.4.1). In this limit, the slowest relaxation process is given by the bi-particle recombination and the dynamics is expected to be strongly fluence-dependent, in agreement with the outcome of low-fluence experiments [29, 191, 340].

Measurements of the mid-infrared reflectivity using difference-frequency gen-

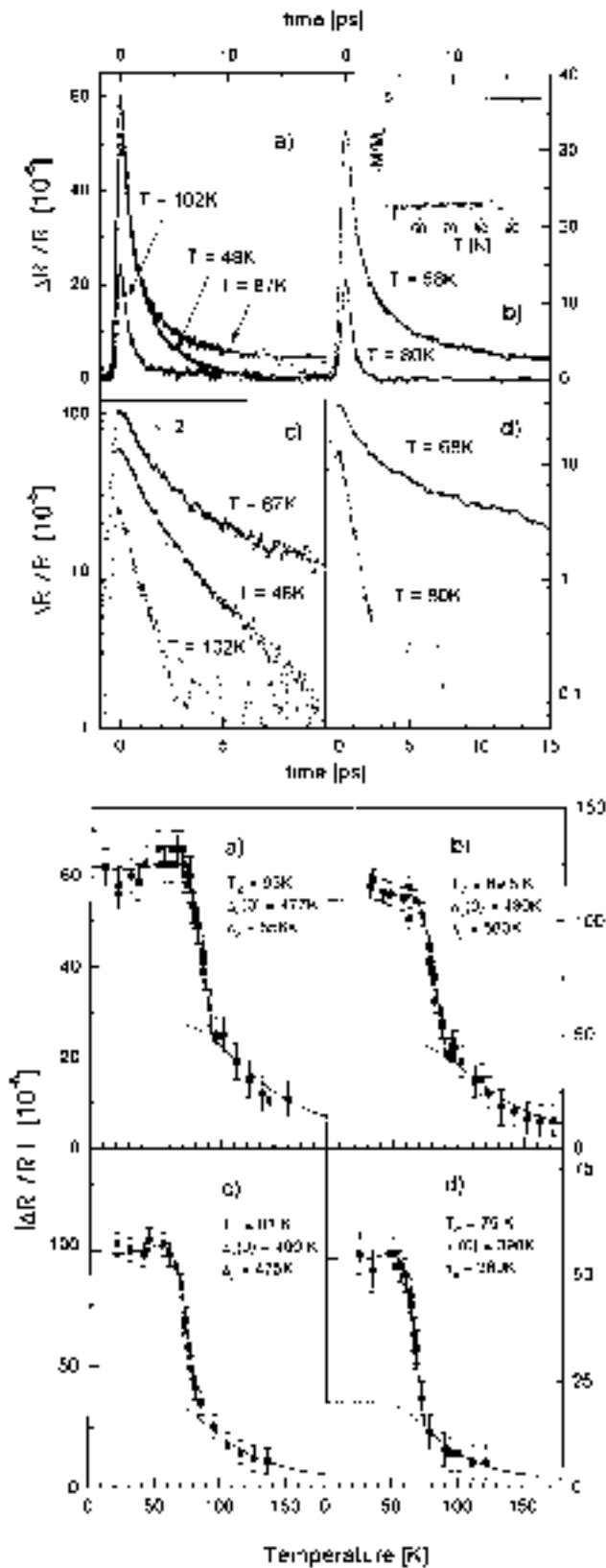


Figure 30. Top panel: the transient reflectivity $\delta R/R$ in the superconducting state as a function of time in optimally doped and overdoped $\text{Y}_{1-y}\text{Ca}_y\text{Ba}_2\text{Cu}_3\text{O}_{7-\delta}$. The lifetimes of the QP recombination across the superconducting gap Δ_s and the pseudogap Δ_p differ by nearly an order of magnitude. Above T_c only the PG relaxation is observed. Bottom panel: The temperature dependence of the amplitude of the transient reflectivity $\delta R/R$ as a function of temperature in overdoped YBCO. These results suggest the simultaneous presence of two different gaps which exhibit an independent temperature behaviour. Taken from Ref. 188.

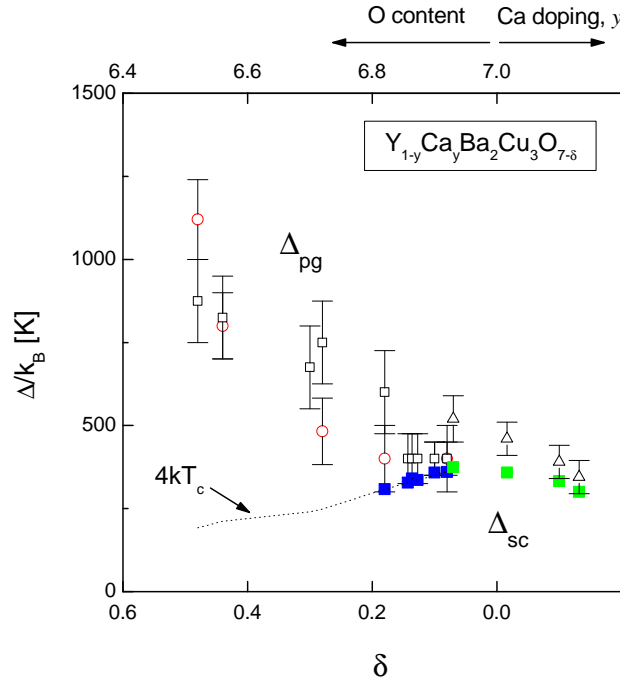


Figure 31. The two gaps Δ_{SC} and Δ_{PG} as a function of doping in $Y_{1-y}Ca_yCuO_{7-\delta}$ are shown by full and open symbols respectively. A divergence of τ_s in the relaxation time is evident for optimally doped and overdoped materials [184, 188].

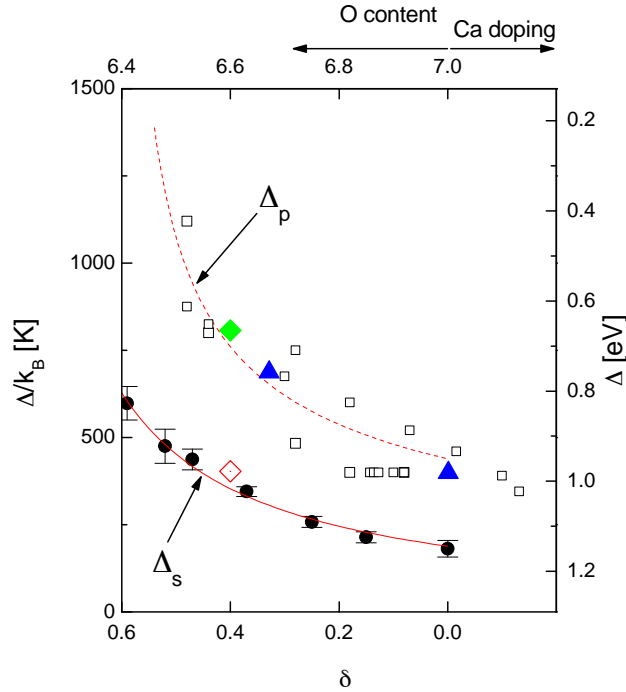


Figure 32. The charge channel pseudogap Δ_{PG} and spin gap Δ_s in $YBa_2Cu_3O_{7-\delta}$ as a function of doping. The full circles are from ^{89}Y NMR Knight shift K_s . The open squares are from time-resolved QP relaxation measurements [184, 188]. The open and full diamonds are from spin polarised neutron scattering and charge excitation neutron data, respectively, while the triangles are from the tunneling data [358, 359].

erated laser pulses tunable in the range between 60 to 180 meV (7-21 μm) on $\text{YBa}_2\text{Cu}_3\text{O}_7$, confirmed the two-gap scenario: a picosecond recovery of the superconducting condensate in underdoped and optimally doped material and, in underdoped $\text{YBa}_2\text{Cu}_3\text{O}_{7-\delta}$, an additional subpicosecond component related to pseudogap correlations [360]. Both the components exhibited a temperature-dependence similar to that previously observed in single-colour P-p experiments.

Important insights into the diffusion of photoexcited quasiparticles in YBCO were provided by the use of transient-grating spectroscopy [361]. In this experimental scheme, the sample is excited by two non-collinear coherent pump pulses, which "write" a transient grating in the dielectric function whose period is of the order of the wavelength. As long as the excitation pattern persists in the sample, the probe beam is partially diffracted with an intensity proportional to the contrast of the grating. By performing a phase-sensitive heterodyne detection, the authors were able to disentangle the in-plane diffusion of the excited quasiparticles, which alters the profile of the grating, from the recombination/relaxation, which only impacts on the contrast of the grating. A diffusion coefficient $D=20 \text{ cm}^2/\text{s}$ along the **a**-axis and $D=24 \text{ cm}^2/\text{s}$ along the **b**-axis was determined.

La-based cuprate superconductors. The large range of doping concentrations available in $\text{La}_{2-x}\text{Sr}_x\text{CuO}_4$ (LSCO) was of great help to perform systematic measurements which improved the understanding of the phenomena underlying the relaxation dynamics in high-temperature superconductors. Time-resolved experiment as a function of temperature and doping were reported by Kusar [347]. Similarly as in YBCO and other cuprates, the experiments on LSCO revealed a two-component relaxation at $T < T_c$ (see Fig. 33), that was attributed to the SC and pseudogap (PG) responses. This observation turned out to be important, because this material does not contain charge reservoir layers, thus excluding the possibility that the two-component response arises as a result of the decoupled charge reservoirs and CuO_2 planes respectively. Instead, these data suggested that the ultrafast response is strictly related to the electron dynamics within the CuO planes, which is a common feature of all the cuprates. Since in degenerate P-p experiments, the SC and PG signals are of the same sign, particular care is needed to resolve them. However, the unambiguous temperature dependence of the two signals and the evolution with doping, turned out to be very helpful in disentangling the two components (see Fig. 34). The temperature dependence of the superconducting signal follows a markedly different curve than that observed in YBCO, but can be fit similarly with the bottleneck QP relaxation formula of 37.

Bianchi et al. [343] discussed also an alternative possible interpretation to the independent PG and SC responses, which was based on the hypothesis that the observed relaxation traces a 2-step cascade-like process arising from the coexistence of two energy scales (Δ_{SC} and Δ_{PG}) in the superconducting state. Even though it is not possible to discriminate between a cascade process and the sum of two components, the dependence of the amplitudes of the two signals on P pulse intensity [347], the doping dependence and the comparison of the electronic structure with the outcome of other spectroscopies, indicate a coexistence of parallel relaxation channels for the two types of excitations, rather than a cascade. In particular, the phase diagram obtained from the $\text{La}_{2-x}\text{Sr}_x\text{CuO}_4$ data suggests that the PG and SC gaps coexistence is ubiquitously present in cuprates.

Bianchi et al. also found that in the SC state the response is remarkably sensitive to a magnetic field [345, 346] along the *c* axis of the crystal. This result was attributed to the appearance of normal regions surrounding vortex cores (approximately 13 nm diameter) which show characteristic PG relaxation dynamics. The

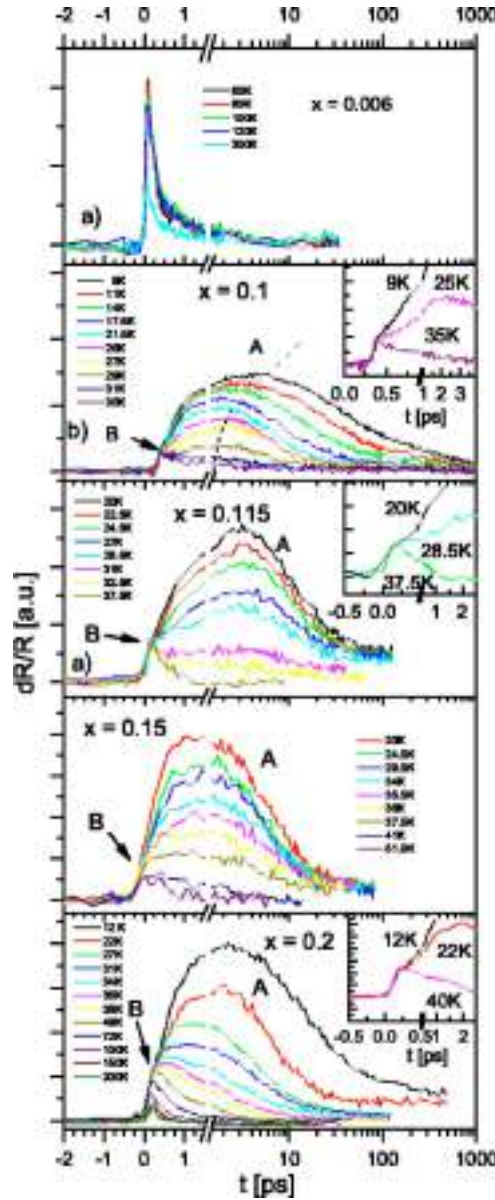


Figure 33. The transient reflection $\delta R/R$ in $\text{La}_{2-x}\text{Sr}_x\text{CuO}_4$ single crystals measured with photoexcitation intensities $1.7 - 20 \times 10^{-7} \text{ J/cm}^2$ for different doping x as a function of temperature. Two distinct components A and B are clearly resolved (see also insets), which are attributed to superconducting quasiparticle recombination (A) and pseudogap quasiparticle relaxation (B). Taken from Ref. 347.

temperature dependence of the superconducting quasiparticle recombination time below T_c shows remarkably little variation with doping. The expected anomaly is clearly observed near T_c , but the divergence of the relaxation time is not as pronounced as in overdoped $(\text{Y,Ca})\text{Ba}_2\text{Cu}_3\text{O}_{7-\delta}$ single crystals (see Sec. 5.1.1). More, recently, the physics of the vortices in LSCO has been investigated by broadband time-domain THz spectroscopy [362], which suggested an anomalous contribution to the diamagnetic response that is not superconducting in origin, but could be ascribed to a d -density wave (DDW) state within the pseudogap phase [363].

Bi-based cuprate superconductors. Because of the easiness in preparing cleaved surfaces, $\text{Bi}_2\text{Sr}_2\text{CaCu}_2\text{O}_{8+\delta}$ is one most studied superconducting cuprates through conventional techniques, such as ARPES and STM. Therefore, it was soon recog-




Figure 34. The temperature dependence of the amplitude of the superconducting (A) and pseudogap (B) components of the $\delta R/R$ signal in $\text{La}_{2-x}\text{Sr}_x\text{CuO}_4$. The lines are the best fit to the data using the expressions of the temperature-dependent gaps, Δ_{SC} and Δ_{PG} , reported in Eqs. 37 and 36. The intersection of the fit with horizontal line in panel b) corresponds to the pseudogap temperature T^* . Taken from Ref. 347.

nized as fundamental the comparison between ultrafast optical experiments and the ARPES and STM results. Unfortunately, the range of doping in the 2-layer Bi2212 system is typically not as large as that in YBCO or LaSCO, therefore only results near optimum doping can be compared. Furthermore, the weak interlayer coupling leads to a small thermal conductivity perpendicular to the layers, which implies that it is very easy to accumulate local heat with high repetition rate laser pulse trains.

Thomas et al. [336] performed measurements on $\text{Bi}_2\text{Sr}_2\text{Ca}_{1-y}\text{Y}_y\text{Cu}_2\text{O}_8$ (Y-Bi2212) as a function of y , as shown in Fig. 35a). The dye laser output was a train of pulses with $\hbar\omega=2$ eV and temporal length of ~ 150 fs, which prevented high temporal resolution studies. Nevertheless, the data clearly revealed a low-temperature divergence of the QP lifetime in the superconducting state, consistently with the results on YBCO and LSCO families, and a systematic cross-over of the sign of the transient absorption (negative transmission $-\delta T/T$). The authors correlated the sign of $\delta T/T$ to the sign of the slope of the absorption curve $(d\alpha/dE)|_{\lambda_p}$, where λ_p is the probe wavelength (see Fig. 35b) and c)). The doping concentration of the crossover was found to be close, but not the same as the point at which the sign changes (see Fig. 35d)). Furthermore, the magnitude of $(d\alpha/dE)|_{\lambda_p}$ showed markedly different behaviour than $\delta\alpha/\alpha$ as a function of y . Remarkably, the cross-over of the slope $(d\alpha/dE)|_{\lambda_p}$ coincides with the superconductor-insulator transition as a function of y , although the authors suggested this to be fortuitous. A similar sign change was reported for $\text{Bi}_2\text{Sr}_2\text{Ca}_{1-y}\text{Dy}_y\text{Cu}_2\text{O}_{8+\delta}$ and $\text{YBa}_2\text{Cu}_3\text{O}_{7-\delta}$, as a function of the hole-doping concentration [191, 336]. Gedik et al. suggested a deeper significance for this crossover [191], related to sharp transition of the quasiparticle dynamics which takes place precisely at optimal doping. However, since the sign of

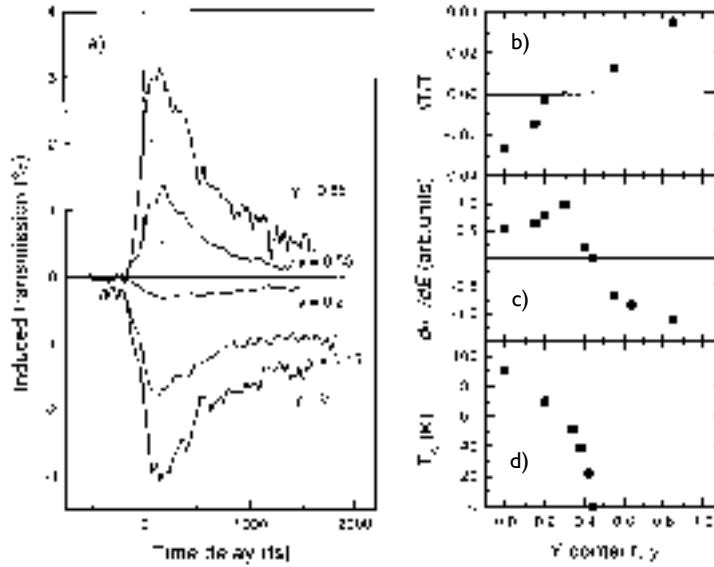


Figure 35. Time-resolved transmission $\delta T/T = -\delta\alpha/\alpha$ through thin single crystal films of $\text{Bi}_2\text{Sr}_2\text{Ca}_{1-y}\text{Y}_y\text{Cu}_2\text{O}_8$ for different doping y . b) the magnitude of $\Delta T/T$ as a function of y . c) The magnitude of the slope ($d\alpha/dE$) as a function of y . d) The critical temperature T_c as a function of y . Taken from Ref. 336.

the response is strongly dependent on the probe wavelength and polarisation, one cannot make more substantial statements on this issue without detailed knowledge of both the initial and final states for the probe transition. This problem, along with the origin of the $\delta R/R$ signal in the infrared-visible region, will be solved thanks to the advent of broadband techniques [43], as extensively discussed in Sec. 5.2.5.

Some interesting physics arising from the two-dimensional nature of the system is discussed by Corson et al. [364], who reported measurements of high-frequency conductivity using time-domain transmission spectroscopy to capture the linear response in the 100-600 GHz frequency range. Direct measurement of the electric field, rather than intensity, yields both the real and imaginary parts of the optical conductivity, without the use of Kramers-Kronig analysis. The samples were thin (40-65 nm) epitaxial films of underdoped $\text{Bi}_2\text{Sr}_2\text{CaCu}_2\text{O}_{8+\delta}$ grown by atomic layer-by-layer molecular-beam epitaxy. The authors tracked the phase-correlation time, τ_{pc} , in the normal state suggesting that, just above T_c , τ_{pc} reflects the motion of thermally generated vortices. The phase correlation time is related to the crossover frequency at which phase-fluctuations become indistinguishable from the DC superconducting state response. Corson et al. found that the vortex proliferation reduces τ_{pc} to a value indistinguishable from the lifetime of the normal state electrons at ~ 100 K, i.e., well below the pseudogap temperature T^* . As a consequence, they suggested that while phase correlations indeed persist above T_c , they vanish well below T^* . Similar conclusions have been later drawn on the basis of broadband time-domain THz spectroscopy on LSCO [365]. Unfortunately, more direct data on vortex formation, which would confirm the proposed vortex dynamics, have not been obtained since then. Significant progress on the separation of pairing and phase coherence dynamics above T_c from the pseudogap will be discussed later

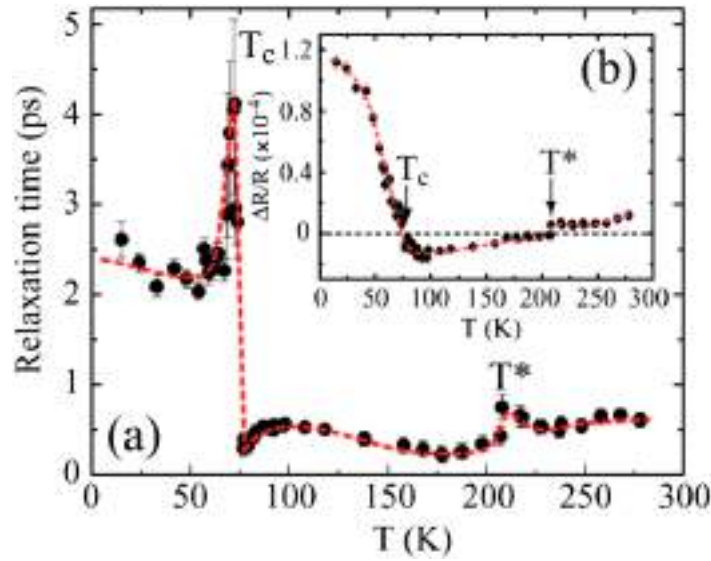


Figure 36. Temperature dependence of: a) the QP relaxation time; b) the measured amplitude of transient reflectivity signal, $\delta R/R$. The dashed lines are guides to the eye. Taken from Ref. 351.

in section 5.2.6.

Building on the results of Corson et al. [364], systematic transient terahertz conductivity experiments using a high repetition rate Ti-Sapphire laser source were performed on $\text{Bi}_2\text{Sr}_2\text{CaCu}_2\text{O}_{8+\delta}$ by Kaindl et al. [193]. After depletion of the superconducting condensate by optical excitation, Kaindl et al. studied the ensuing dynamics at various excitation densities and temperatures. Furthermore, they measured the low-energy spectra and shapes of decay rates that were attributed to the bimolecular kinetics of the condensate formation, accordingly with the Rothwarf-Taylor model (see Sec. 3.4.1). On the basis of the fact that the kinetics could be fit using bimolecular kinetics, the authors argued that the phonons do not cause breakup of Cooper pairs, in agreement with the prediction that bimolecular kinetics is expected at low temperatures (see Sec. 3.4.1). Unfortunately, heating is very difficult to control at low temperatures for the vanishing thermal conductivity and heat capacity, thus limiting the experiments to very low fluences [193]. More recent experiments, where the heat build-up is smaller, were reported by Liu et al. [351] and Toda et al. [175], at various pump and probe wavelengths and temperatures in the bottleneck regime, where an exponential decay is observed. Liu et al [351] reported an ultrafast optical response of quasiparticles (QPs) in both the pseudogap (PG) and the superconducting (SC) state of an underdoped $\text{Bi}_2\text{Sr}_2\text{CaCu}_2\text{O}_{8+\delta}$ single crystal measured with a probe energy $\hbar\omega=1.55$ eV. Since the $\delta R/R$ signal changes the sign exactly at T_c , the direct separation of the PG and SC dynamics was easily achieved. Furthermore, the transient signals associated with the PG and SC dynamics was found to depend on the probe beam energy and polarization. By tuning them below T_c , two distinct components could be detected simultaneously, providing evidence for the coexistence of PG and SC excitations. Remarkably, a clear divergence of the relaxation time at T_c , as well as an anomaly at $T \sim 210$ K, i.e. approximately at T^* was observed (see Fig. 36). The presence of the divergence at T_c is in line with the results obtained on the YBCO and LSCO families and on other materials [188], but the sharp anomaly in both amplitude of the photoinduced reflectivity and relaxation time at T^* implies the existence of a critical temperature, which could be associated with the onset of a charge-order in the Bi-O layers, although this behavior is solely for this compound. The authors also

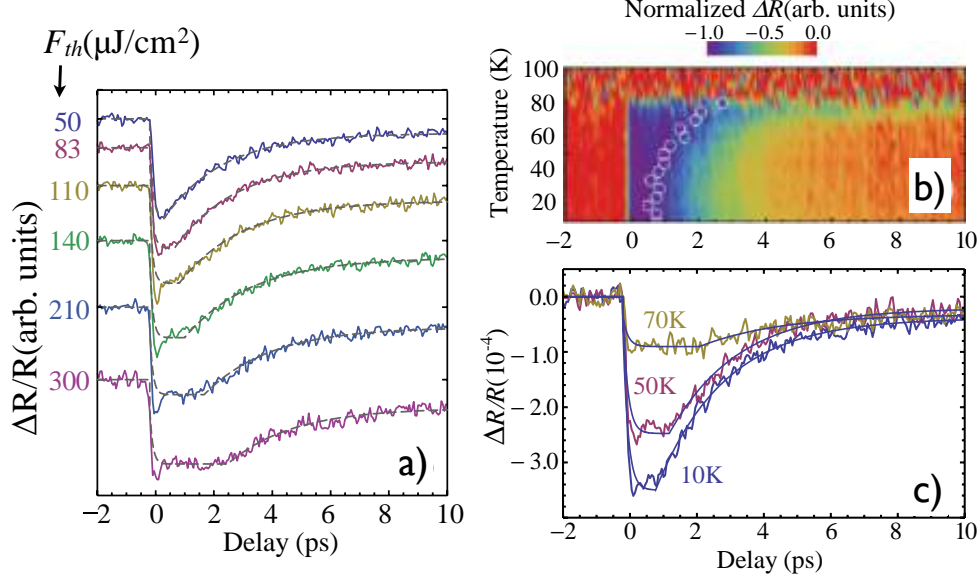


Figure 37. (a) $\delta R/R(T=10K) - c\delta R/R(90K)$ fitted with a delayed exponential decay (dashed line), where $c = \delta R_{PG}(10K)/\delta R_{PG}(90K) \simeq 1.3$. (b) Normalized density plot of $\delta R/R(T) - c(T)\delta R/R(T=90K)$ with $\hbar\omega_{pu}(\hbar\omega_{pr}) = 0.95(1.55)$ eV and $F=70 \mu\text{J}/\text{cm}^2$. $c(T) = \delta R_{PG}(T)/\delta R_{PG}(90K)$ is the calibration coefficient for the T -dependent amplitude of the PG component. (c) Subtracted $\delta R/R$ transients at three different temperatures. Each transient is fitted by an exponential function. White circles show the delay of each peak obtained from the delayed exponential fits in (a). Taken from Ref. 175.

found pronounced sharp resonant effects with respect to the probe energy, with a peak near $\hbar\nu_{probe} \simeq 1.17$ eV, which is visible only with polarization parallel with respect to the crystal a axis. This is clearly a consequence of the interband selection rules, which will be discussed in Chapter 4. A similar resonance was found near $\hbar\nu_{probe} \sim 1.5$ eV also in $\text{YBa}_2\text{Cu}_3\text{O}_{7-\delta}$ [26]. No dependence on pump energy was observed in either case.

More recently, Toda et al [175] presented a further detailed investigation of the relaxation dynamics in underdoped $\text{Bi}_2\text{Sr}_2\text{CaCu}_2\text{O}_{8+\delta}$ ($T_c=78$ K). By changing the excitation fluence and the polarization of the probe beam, two different types of relaxation dynamics, associated with superconducting (SC) and pseudogap (PG) QPs, were quantitatively analyzed independently. The amplitudes of the gap were estimated from the temperature dependency, obtaining $\Delta_{SC}=24$ meV and $\Delta_{PG}=41$ meV, in good agreement with the values coming from conventional spectroscopies [218, 366].

By performing fluence-dependent studies on Bi2212 and on other relevant materials, it was soon realized that the SC response was strongly non-linear, as a consequence of the ultrafast melting of the superconducting condensate [175, 193, 194, 196–198, 275, 276, 279, 348, 367]. Phenomenologically, it was shown that, above saturation fluences in the range of $F_{th}=10\text{--}70 \mu\text{J}/\text{cm}^2$, the dynamics of the $\delta R/R$ signal presented a flat response and a pronounced delay in the build-up time, while a fast component similar to the response of normal QPs appeared on the 0-200 fs timescale [175, 368]. These observations were interpreted as the proof of a non-thermal superconducting-to-normal state phase transition, which will be discussed in Sec. 6.2.1. These results opened the possibility for studying the dynamics of the non-thermal melting and recovery of the SC state, which turned out

to be a highly-non-thermal process in which the superconducting condensate is vaporized before the complete closing of the gap. This process can lead to a complex transient inhomogeneous state characterized by the spatial coexistence of SC and normal regions [368]. The comprehension of this process is still an open and fascinating aspect of the out-of-equilibrium physics of unconventional superconductors. The new emerging techniques, such as time-resolved ARPES, are expected to shed light on the dynamics of the electronic structure during the non-thermal melting process [173, 369–372]. Similarly to the melting of the superconducting condensate, whose threshold has been proved to scale with Δ_{SC}^2 [367], also the PG signal presents a non-linear behaviour above some threshold fluence. Consistently, the saturation threshold of the PG component was found to be from 4 to 8 times larger than that necessary to melt the condensate [175, 369, 373]. This difference opens interesting scenarios where the interplay between the two states can be studied in real time [369, 373].

Hg- and Tl-based cuprate superconductors. Measurements of the quasiparticle dynamics in $\text{Hg}_1\text{Ba}_2\text{Ca}_2\text{Cu}_3\text{O}_8$ (Hg-1223) [189] and the one-, two- and three- layer Tl-based cuprates, evidence the same pattern as the other cuprate superconductors, i.e., the QP and PG response [189, 353–355] have opposite sign, enabling a clear distinction of the PG and QP dynamics in the SC state. As a consequence, it is possible to infer about the existence of two gaps, one temperature-dependent superconducting gap, $\Delta_{SC}(T)$, and another temperature-independent pseudogap, Δ_{PG} , from the temperature dependence of the amplitude of the photoinduced reflection variation. The zero-temperature magnitudes of $\Delta_{SC}(T)$ and Δ_{PG} obtained from fits using the bottleneck model [184] or the analytic solutions to the Rothwarf-Taylor equations [185] were found to be in close agreement with the gaps measured by other techniques, particularly tunneling (STM). Further general features are the rapid increase of QP recombination time in the SC state and a tendency to diverge of the relaxation time, as $T \rightarrow T_c$ from below. Chia et al. [355] interpreted the two components as the competition of normal-state and SC-state QPs. However, this picture is challenged by the fact that the sign of the response depends on the polarisation and the probe photon energy, as a consequence of the selection rules for the probe transition [338], as discussed in Sec. 4.2.3.

Electron-doped cuprates. Ultrafast nonequilibrium carrier relaxation in single-crystal of $\text{Nd}_{1.85}\text{Ce}_{0.15}\text{CuO}_{4-y}$ was reported very early by Liu et al. [199], who found that the energy relaxation time in the normal state increases by more than an order of magnitude at low temperatures, consistently with later reports on other superconducting cuprates. The authors also observed a weak divergence near $T_c = 24$ K, and a saturation of the relaxation time below T_c , similar to what observed, for example, in thin films of $\text{YBa}_2\text{Cu}_3\text{O}_{7-\delta}$ [374]. They discussed this phenomenology as the complex interplay among the characteristic relaxation times, including scattering and recombination of photo-excited quasiparticles and the order parameter relaxation close to T_c .

More recently, Cao et al. [200] and Long et al., [375] studied the photoexcited carrier dynamics in the electron-doped $\text{La}_{2-x}\text{Ce}_x\text{CuO}_4$ (LCCO). They observed a behaviour similar to the results obtained on hole-doped cuprates (see Secs. 5.1.1–5.1.1) consisting in a general increase of the relaxation time at low temperature, a divergence at $T=T_c$, and a mono-exponential (not bimolecular) decay of the SC signal. Furthermore, they also observed a relatively long (ps) rise time, that was attributed to the Cooper pairs breaking dynamics. The experimental results were

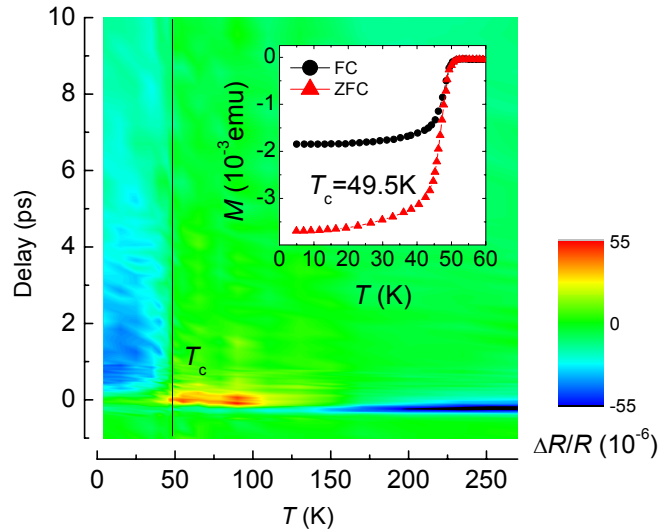


Figure 38. Temperature dependence of the photoinduced reflectivity $\delta R/R$ at the pump fluence of $3 \mu\text{J}/\text{cm}^2$ in a $\text{SmFeAsO}_{0.8}\text{F}_{0.2}$ single crystal. In the inset, the temperature dependence of the magnetization in the superconducting state. Taken from Ref. 37.

analyzed through the Rothwarf-Taylor model (see Sec. 3.4.1), with good agreement.

Single-color P-p spectroscopy has also been used for studying NCCO, at a doping concentration near optimal doping, as a function of time, temperature, and laser fluence [357]. The relatively slow decay of $\delta R/R$ above T_c ($23 < T < 75$ K), compared to the analogous signal in hole doped compounds, allowed to resolve a time-temperature scaling consistent with critical fluctuations. This additional fluctuating order, which could be identified as the charge-order observed on the same compound [376], was found to compete with superconductivity below the superconducting temperature T_c .

5.1.2. Iron-based superconductors

The interplay of well-defined spin or charge-density wave orders and superconductivity in the iron-based materials introduced a new dimension in the investigations of the QP dynamics. Hence, a significant number of P-p studies, based on systematic experiments as a function of doping and temperature, have been focused on the competition between the different ground states. The first experiments on the superconducting pnictides [37] revealed multiple QP relaxation components in the superconducting state, similarly to what observed in cuprate superconductors. In the nearly optimally-doped $\text{SmFeAsO}_{0.8}\text{F}_{0.2}$ superconductor ($T_c = 49.5$ K), multiple relaxation processes, such as a SC-like signal following the trend expected for a T -dependent superconducting gap and a PG-like signal of opposite sign with an onset above 180 K (see Fig. 38), have been observed. However, the authors have interpreted these effects as the sum of the two signals, rather than a competing dynamics. This interpretation was confirmed by doping- and polarisation-dependence studies [377]. All together these results suggest the existence, above T_c , of a temperature-independent gap Δ_{PG} with a magnitude of 61 ± 9 meV. Both the superconducting and pseudogap components showed saturation at pump fluences of $\sim 4 \mu\text{J}/\text{cm}^2$ and $\sim 40 \mu\text{J}/\text{cm}^2$, respectively, associated with the non-thermal melting of the two states.

Later on, Torchinsky et al. [203] reported on band-dependent quasiparticle dynamics in $\text{Ba}_{0.6}\text{K}_{0.4}\text{Fe}_2\text{As}_2$ ($T_c = 37$ K) measured using ultrafast P-p spectroscopy.

In the superconducting state, they observed a fast component, whose decay rate increases linearly with excitation density, and a slow component with a fluence-independent decay rate. On the basis of these observation they argued that these two components could reflect the recombination of quasiparticles in the two hole bands by means of intraband and interband processes. The authors also found that the thermal recombination rate of quasiparticles increases quadratically with temperature. The temperature and excitation density dependence of the decays indicated fully gapped hole bands and nodal or very anisotropic electron bands.

The doping dependence of quasiparticle relaxation dynamics in $(\text{Ba,K})\text{Fe}_2\text{As}_2$ was reported by Chia et al. [378], in optimally doped, underdoped, and undoped regimes. In the underdoped sample, spin-density wave (SDW) order forms at ~ 85 K, followed by superconductivity at ~ 28 K. They found the emergence of a normal-state order which suppressed SDW at the temperature $T^* \sim 60$ K, arguing that this normal-state order is a precursor to superconductivity.

Stojchevska et al. [377] systematically investigated the photoexcited QP relaxation and the low-energy electronic structure in electron-doped $\text{Ba}(\text{Fe}_{1-x}\text{Co}_x)_2\text{As}_2$ single crystals, as a function of Co doping ($0 < x < 0.11$). Remarkably, the evolution of the photoinduced reflectivity transients with doping proceeds with no abrupt changes as the ground state evolves from a SDW to a superconductor. In the orthorhombic spin-density-wave (SDW) state, a bottleneck associated with a partial charge-gap opening is detected, similar to previous reports in different SDW iron pnictides [202]. The relative charge-gap magnitude $2\Delta/k_B T_s$ decreases with increasing x . In the SC state, an additional relaxation component appears due to a partial (or complete) destruction of the SC state on a sub-0.5 picosecond timescale. From the SC component saturation behavior, the optical SC-state melting energy, $U_p/k_B = 0.3$ K/Fe, is determined near the optimal doping. The subsequent relatively slow recovery of the SC state indicates clean SC gaps. The T dependence of the transient reflectivity amplitude in the normal state was found to be consistent with the presence of a pseudogap in the QP density of states. An interesting feature was the observation of a polarization anisotropy of the $\delta R/R$ signal, suggesting that the pseudogap-like behavior might be associated with a broken fourfold rotational symmetry resulting from nematic electronic fluctuations persisting up to $T \simeq 200$ K and occurring at any x in the range 0-0.11.

Mansart et al. [379] investigated the photoexcited electron energy relaxation in $\text{Ba}(\text{Fe}_{1-x}\text{Co}_x)_2\text{As}_2$ focusing on the possibility of different coupling to specific phonon baths. Separating the phonon baths into a high-frequency phonon bath and a low frequency bath, and using a three-temperature model (see Sec. 3.3), they attributed the faster relaxation component to the scattering of the electrons with a subset of strongly-coupled lattice vibration modes with a second moment of the Eliashberg function $\lambda \langle \omega^2 \rangle \simeq 64$ meV² (see Secs. 3.1.1 and 5.2.2). Assigning this to a fully symmetric A_{1g} optical phonon leads to a value of $\lambda \simeq 0.12$. The conclusion of the authors is that this is too weak to account for superconductivity with conventional theory.

More recently, time-resolved x-ray diffraction has been applied to investigate the structural dynamics of the A_{1g} phonon mode in the parent compound BaFe_2As_2 [380]. The coherent modifications of the Fe-As tetrahedra, indicated a transient increase of the Fe magnetic moments, thus demonstrating the importance of this specific mode for the electron-phonon coupling in these compounds.

Kim et al. [381] examined the coupling of the spin density wave gap Δ_{SDW} to the coherently generated phonon oscillations of the collective amplitude mode, showing that the Δ_{SDW} closely follows the phonon oscillations and it is nearly adiabatically (i.e. without any time lag) modulated by this lattice dynamics. Since

the coherent phonon oscillation modulates the Fermi-surface pockets, thus they also modulate the nesting wavevector which is at the origin of the SDW instability. Similar gap oscillations, driven by the same mechanism, were observed in time-resolved ARPES experiments performed on charge density wave (CDW) compounds, such as TbTe_3 [382], where the CDW gap is modulated by the coherent phonon oscillations. The observation of Kim et al. [381] demonstrates that this can also occur for the SDW gap. The implication is that, in spite of the relatively weak electron-phonon coupling suggested by band structure calculations and photoelectron energy relaxation [176, 379], there is a strong influence of collective nuclear motion on the spin ordering.

5.1.3. *The conventional superconductors MgB_2 and NbN*

Pump-probe measurements have been performed also on prototypical conventional superconductors, such as MgB_2 and NbN . To some extent, the photoexcited quasiparticle dynamics in MgB_2 , measured through optical-pump/THz-probe experiments [201], was found to follow relaxation patterns similar to those observed in high-temperature superconductors. The Cooper pair-breaking dynamics was found to be rather slow, taking place on a timescale up to 10 ps (compared to typical values of 1 ps in $\text{La}_{2-x}\text{Sr}_x\text{CuO}_4$ [194]) and strongly dependent on the temperature and photoexcitation, in agreement with the Rothwarf-Taylor equations. On the other hand, a careful analysis of the wavelength-dependence of the reflectivity variation (obtained from optical-pump/optical-probe measurements [201]) suggested that in MgB_2 the photoexcitation is initially followed by energy relaxation to high frequency phonons instead of the electron-electron thermalization. This process appears to be more pronounced in MgB_2 than in cuprates, suggesting that the last are characterized by additional relaxation channels with respect to conventional superconductors (see Sec. 5.2.3). Additionally, the T -dependence of the SC state recovery dynamics was found to be similar to that observed in cuprates. The most significant difference resides in the fact that the recombination rate is two orders of magnitude smaller, as a consequence of the smaller gap value that causes the dynamics to be governed by the lifetime of acoustic phonons instead of optical phonons as in copper oxides.

Recent THz experiments on NbN [278], showed remarkable similarity to the MgB_2 . The pair-breaking dynamics and recovery are on an even longer timescale (>10 ps). As in MgB_2 , both the destruction and the recovery are strongly dependent on the excitation density and temperature. Also in this case, the Rothwarf-Taylor model applies well, enabling to reliably determine the recombination rate factor. An electron-phonon coupling constant ($\lambda=1.1\pm0.1$) in agreement with that theoretical estimated for NbN [383], has been extracted from the normal state decay.

5.1.4. *Organic superconductors*

Organic systems were soon considered as promising prototypical systems for the out-of-equilibrium study of the interplay between electronic correlations and complex macroscopic orders (see the prototypical phase diagram of Fig. 40), such as superconductivity and charge-order (CO). Iwai et al. [384] reported femtosecond photoinduced melting of CO in [bis(ethylenedithiolo)]-tetrathiafulvalene (BEDT-TTF) salts in the non-superconducting state. Ultrafast melting of the CO demonstrated that the major contribution to the electronic instability arises from the Coulomb interaction. A comparative study on two polytypes, exhibiting large - θ - $(\text{BEDT-TTF})_2\text{RbZn}(\text{SCN})_4$ - and small - α - $(\text{BEDT-TTF})_2\text{I}_3$ - molecular rearrangements through the CO transition, were discussed on the basis of low frequency lattice dynamics, demonstrating that the dynamics of the metallic state are clearly

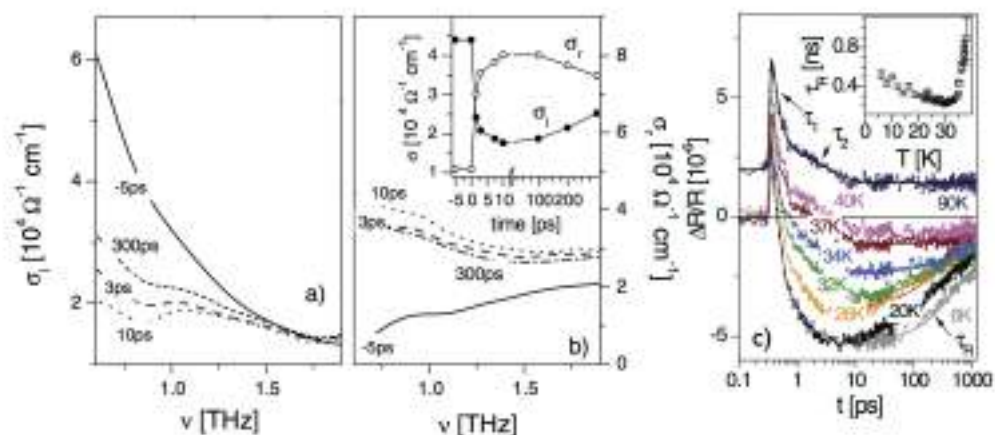


Figure 39. a) The response of the imaginary part of the optical conductivity, $\sigma_2(\omega)$, in MgB_2 at different time delays, showing a slow destruction of the superconducting state taking place over 10 ps or more. b) The time-dynamics of the real part of the conductivity, $\sigma_1(\omega)$. The insert to b) shows the dynamics of σ_1 and σ_2 , measured at $\nu = 0.8$ THz, as a function of time delay measured. c) The optical response at different temperatures shows dynamics on a similar timescale as the THz response. The insert shows the usual divergence of the relaxation time τ as $T \rightarrow T_c$ from below. Taken from Ref. 201.

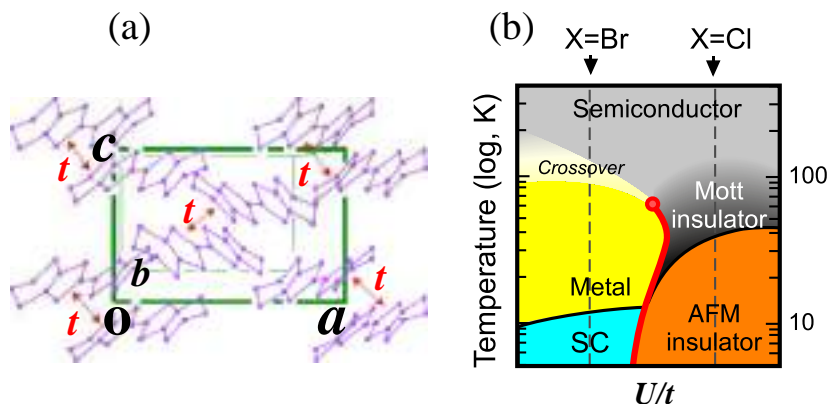


Figure 40. a) The crystal structure of $\kappa\text{-(BEDT-TTF)}_2\text{X}$, b) A schematic phase diagram of $\kappa\text{-(BEDT-TTF)}_2\text{X}$ as a function of Coulomb interaction U/t . The on-site Coulomb repulsion U is nearly constant for various anions X , but the substitution of X changes the transfer integral t between BEDT-TTF dimers. AFM denotes an antiferromagnetic phase. The black arrows indicate the two salts investigated in Ref. 385.

different in the two systems. The local melting of CO causes ultrafast recovery in the $\theta\text{-RbZn}$ salt, whereas the formation of 2D quasi-macroscopic metallic domains shows a critical slowing down in the $\alpha\text{-I}_3$ salt.

More recently, Kawakami et al. [386] reported the possibility of optically modulating the effective on-site Coulomb energy U by approximately 0.4-0.7% on a dimer, in view of achieving the Mott insulator-to-metal transition in $\kappa\text{-(BEDT-TTF)}_2\text{Cu}[\text{N}(\text{CN})_2]\text{Br}$ and $\kappa\text{-(BEDT-TTF)}_2\text{Cu}[\text{N}(\text{CN})_2]\text{Cl}$. U was optically modulated by molecular displacements within the dimer as a result of intradimer excita-

tion. The mechanism of this metallization differs from the usual photodoping-type mechanism, and a faster transition via the photodoping mechanism is detected. A metallic-domain-wall oscillation originating from the modulation of U was also observed near the critical end-point of the Mott transition line. However, neither Iwai et al., [384] nor Kawakami et al., [386] investigated the superconducting transition in this system.

The first P-p experiments investigating the superconducting transition in organic superconductors were performed by Toda et al. [385] on κ -(BEDT-TTF)₂Cu[N(CN)₂]Br. The relaxation dynamics of the non-equilibrium carriers in the superconducting system was compared to that measured in the non-superconducting antiferromagnetic κ -(BEDT-TTF)₂Cu[N(CN)₂]Cl (see Fig. 40). The relaxation dynamics for both salts showed similar temperature dependences above T_c , which was well understood in terms of a carrier relaxation across a pseudogap (PG) of a magnitude $E_{PG} \sim 16$ meV for the Br salt and $E_{PG} \sim 7.0$ meV for the Cl salt. Below T_c , the measurements revealed an additional decay component in the Br salt, which is associated with the SC phase, suggesting the coexistence of the SC and PG phases. The Br salt showed an abrupt increase of the decay time at low temperatures, associated with the opening of a superconducting (SC) gap below T_c . The fluence dependent dynamics at low temperature confirmed the superposition of the SC and PG components in the Br salt. The coexistence of the PG and SC phases in the superconducting state of κ -(BEDT-TTF)₂Cu[N(CN)₂]Br suggested the presence of phase separation between metallic and insulating phases in the Br salt, as a consequence of the photoexcitation process.

5.1.5. Basic concepts emerging from time-resolved measurements

The exploratory P-p experiments briefly summarised in this chapter have revealed the scope of time-resolved spectroscopy techniques, showing great potential for probing correlated electron systems. It was soon demonstrated that the ultra-fast dynamics provides information about the gap(s), the associated quasiparticle relaxation and the electron-boson interactions, opening the way to new more sophisticated spectral- and momentum-resolved techniques (see chapters 4 and 5.2). The experiments also led to a very useful phenomenological/theoretical description of the elementary phenomena, with analytical expressions for the relaxation times, amplitude of the optical response, and laser fluence dependences. These concepts, which have been widely applied in diverse situations and in different families of superconductors, as well as other gapped systems, will be reviewed in chapter 3.4. The early experiments in cuprates also pointed out some fundamental observations in cuprates that were not revealed by conventional equilibrium spectroscopies. In particular:

- the simultaneous presence of the the superconducting gap and the pseudogap in all parts of the phase diagram, with distinct relaxation times and temperature-dependences. This observation could so far be explained only in terms of spatial inhomogeneity with distinct PG and SC regions.
- the absence of any signature of relaxation from nodal quasiparticles. This evidence strongly suggested that, even in the presence of a strongly anisotropic gap, the dynamics is dominated by the recombination of antinodal excitations. This is in contrast to what expected for a simple d -wave gap model at equilibrium, in which the thermally-excited quasiparticle should accumulate in the regions with vanishing gap (nodes).
- the presence of QP lifetime divergence at T_c , particularly in the optimally-doped and overdoped samples, associated with collective ordering. No such divergences were reported for the pseudogap.

- the presence of multi-component response indicating relaxation processes on very different timescales. In particular, the superconducting dynamics which appears below T_c is universally bottlenecked by some superconductivity-related mechanism which likely involves gap-energy bosons.

5.2. *Multi-color experiments: main results*

The recent advances in ultrafast techniques introduced new powerful tools, such as multi-colour experiments and time-resolved ARPES that have been key in bringing the field into a more mature era, in which the experimental results can be quantitatively interpreted and realistic models of the ultrafast dynamics in correlated materials can be developed. In this section we will review the most relevant concepts and problems that have been tackled using the most advanced P-p techniques. Instead of reporting just a list of the main results obtained on different systems, we have organized them by their relevance to the most interesting issues in the physics of correlated materials.

5.2.1. *Electron dynamics of charge-transfer and Mott insulators*

The first and simplest problem that has been tackled by non-equilibrium techniques is the relaxation in Mott-Hubbard or charge-transfer insulators. This issue is related to the many-body effects that regulate the fundamental charge interactions in correlated materials. The interplay between the electronic, magnetic and phononic degrees of freedom can be disentangled by studying the relaxation dynamics, once a non-thermal population of excitations has been created by pumping the system across the correlation gap.

To better address the problem, we refer to the typical relaxation dynamics of conventional solid state systems. While in ungapped metals the continuum of the electronic levels allows a prompt (<1 ps) relaxation of the excited charges through electron-electron and electron-phonon scattering, in semiconductors the gap is usually larger than the spectral width of the bosonic excitations available in the system. Considering the phonons, the cutoff of the maximum energy that can be transferred in a single scattering process is on the order of ~ 100 meV. As a consequence, a non-thermal population is rapidly accumulated on the bottom of the conduction band, until radiative decays or multi-phonon processes eventually lead to the complete relaxation on a relatively longer timescale (ns). At a first sight, the relaxation process in correlated insulators should be similar to that observed in semiconductors. Since the correlation gap is large and robust, the expectation is that the impulsive photo-excitation would create a long-lived metastable state. The temporal evolution of the lowest-energy electronic excitations, that are those across the Mott-Hubbard or charge-transfer gap ($\Delta_{CT} \gtrsim 1.5$ eV), can be easily monitored by performing time-resolved optical experiments in the near-infrared and UV energy ranges.

The first pioneering measurements on charge-transfer insulators soon evidenced a more complex picture than what was naively expected for conventional systems. The transient absorption spectra of insulating $\text{YBa}_2\text{Cu}_3\text{O}_y$ (YBCO) and Nd_2CuO_4 (NCO) thin films has been investigated in the 1.3-2.8 eV energy range with a time resolution of ~ 100 fs [7]. In both cases, an ultrafast photo-induced bleaching of the $\text{O}2p\text{-Cu}3d$ charge-transfer transition at 1.8 eV was observed. Surprisingly, the relaxation of this signal was found to be of the order of 600-900 fs, i.e., extremely faster than what measured in semiconductors with even smaller gaps. The fundamental role of the magnetic excitations in the relaxation process was soon realized. As a consequence of the strong antiferromagnetic coupling ($J=4t_h^2/U$) of

the electrons (holes) occupying the Cu atoms, the CT insulators are intrinsically characterized by an antiferromagnetic background, whose fluctuation spectrum extends up to $2J \sim 300$ meV. Since the CT process induces a quench of the local magnetic moment on the Cu atom, the photoexcitation corresponds to a local perturbation of the AF ground state, with the immediate consequence of locally increasing the AF fluctuations. In this scenario, the fast decay of the CT bleaching was attributed to nonradiative transitions that involve the emission of high-energy magnetic excitations.

Later on, the probe energy window was extended down to the far infrared (0.1 eV) by performing the frequency difference of two OPAs pumped by an amplified Ti:sapphire oscillator [288]. The dynamics of the CT insulators NCO and La_2CuO_4 (LCO) was investigated in the 0.1-2.2 eV energy range, after a pump excitation of 1.6 eV and 2.25 eV, that is above the CT gap of NCO and LCO, respectively (see Fig. 5.2.1) [288]. In both systems, the dynamics of the infrared part of the spectrum evidenced the formation of a transient metallic state (see Fig. 5.2.1c) that decays within 200 fs. The delocalized electron-hole excitations subsequently localize because of the charge-spin coupling, giving rise to midgap absorptions at different energies. Interestingly, these features are very similar to those appearing in the spectrum when the hole or electron doping is chemically increased (see Fig. 5.2.1b). On the ps timescale, the variation of the transmittance of the systems is a combination of the increase of the effective doping of the system and of the effective temperature of the charge carriers (see Fig. 5.2.1d). The effective the midgap absorption has similarities to well-known mid-infrared peak in doped cuprates, which can be attributed to the spin polaron, i.e. charge dressed with spin as well possible phonon excitations. On the other hand, slower recombination in LSCO has predominantly the origin in larger charge gap and smaller exchange interaction J . [387, 388]

Similar results have been also obtained in Ca_2CuO_3 , i.e., a prototypical 1D copper-oxide insulator. In this system the photoinduced metallic state decays within ~ 30 fs, giving rise to the formation of localized polarons via the interplay between charge-phonon and charge-spin coupling [389].

The role of the spin-charge coupling in the ultrafast dynamics of Mott insulators has been also investigated in other prototypical 1D systems, such as the organic salt bis(ethylenedithio)tetrathiafulvalene-difluorotetracyanoquinodimethane (ET- F_2TCNQ), which is characterized by the suppression of the electron-lattice interaction and by a very weak spin-lattice coupling. As a consequence, a transient metallic state is photoinduced and detected as a transient Drude component which relaxes in less than ~ 200 fs [390]. In contrast to the results obtained on copper oxides, mid-gap states are not expected to form in such 1D systems, where the charge-spin separation suppresses the mechanism which drives the localization of the delocalized charges [390].

The increase of the temporal resolution in non-equilibrium optical spectroscopies paved the road to investigate of the decoherence phenomena of the initial many-body excitations. In a Mott insulator, the pumping process drives the formation of Hubbard-excitons (HE), i.e., bound states between double-occupied sites (doublons) and its neighbouring empty sites (holons), which rapidly dephase as a consequence of electron-electron and electron-boson scattering processes. Since the timescale of this process is of the order of few femtoseconds, its observation relies on the development of extremely high-temporal resolution experiments. The physics related to the decoherence of the HEs has been observed in ET- F_2TCNQ by exploiting a NOPA seeded by the white-light generated in a sapphire plate and amplified in a BBO crystal, in order to obtain nearly transform-limited 9 fs pulses

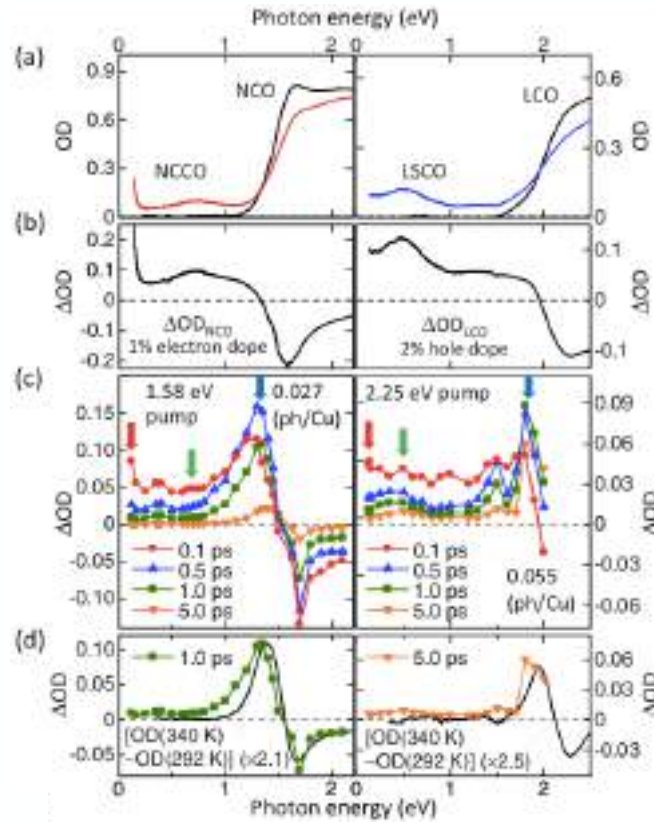


Figure 41. Photoexcitation of charge-transfer insulators. **a)** Optical Density ($OD = -\log_{10}T$, where T is the transmittance) OD spectra of electro-doped ($Nd_{2-x}Ce_xCuO_4$, NCCO) and hole-doped ($La_{2-x}Sr_xCuO_4$, LSCO) cuprates and their parent compounds (NCO, LCO). **b)** The differential OD spectra $\Delta OD = OD_{x \neq 0} - OD_{x=0}$. **c)** Photoinduced absorption spectra with pump energy of 1.58 eV (NCO) and 2.25 eV (LCO). **d)** ΔOD spectra at 1 ps of NCO and 5 ps of LCO. Solid lines show the differential OD spectra [$OD(340\text{ K}) - OD(292\text{ K})$]. Taken from Ref. 288.

with a spectrum covering the 0.55-1 eV energy range. After photoexcitation, the delocalization process has been observed to occur through a quantum interference between the HE and ionized holondoublon pairs, that are created when the holons and doublons move far apart in the 1D lattice. This process is observed as an oscillation at 25 THz (period of ~ 40 fs) [284]. The role of HEs in the optical transitions across the Mott-Hubbard gap has been also studied in the orbitally-ordered insulator YVO_3 . The dynamics of the spectral weight transfer between the HE peak and the single-particle band has been monitored on the fs timescale by means of a white-light probe [42].

Finally, the role of the excitation process has been also addressed by studying the ultrafast dynamics of quasi-particles in the archetypal strongly correlated charge-transfer insulator LCO. While the above-gap excitation injects electron-hole excitations that subsequently exchange energy with the boson baths (antiferromagnetic fluctuations, phonons), the sub-gap excitation pilots the formation of itinerant quasi-particles, which are suddenly dressed by an ultrafast reaction of the bosonic field [44]. This result evidences that, in the case of sub-gap excitation, the interaction between electrons and bosons manifests itself directly in the photo-excitation processes.

The huge experimental effort to investigate the dynamics in Mott-Hubbard and CT insulators was triggered by the possibility of understanding the fundamental relaxation processes in correlated materials and providing the necessary inputs

for the development of simple models for the non-equilibrium physics of out-of-equilibrium correlated systems. The problem of the origin of the fast relaxation in a Mott insulator has been tackled by studying a simplified version of the single-band Hubbard model. A generalized t - J model for insulators is obtained by performing a canonical transformation of the Hubbard model that, at the lowest order in t/U , decouples sectors with different numbers of HEs. As compared to the conventional t - J model, the transformed Hamiltonian contains also the terms causing recombination of the HEs [387, 388]. Within this model, the short picosecond-range lifetimes of photoexcited carriers evidenced by the first P-p experiments is naturally explained as a two step process: i) the formation of an s -type HE; ii) the decay of the bound holon-doublon exciton via multimagnon emission. Even though the large gap requires many magnetic excitations to be emitted, leading to an exponentially suppressed recombination rate, the relaxation process is fast as a consequence of the strong charge-spin coupling in 2D systems [387, 388]. In view of reproducing and understanding the dynamics of the entire dielectric function, that has been measured through broadband optical techniques, a linear-response formalism to calculate the time dependent optical conductivity $\sigma(\omega, t)$ within the t - J model has been developed [391]. The photoexcitation process is accounted for by assuming that the photons absorbed during the interactions with the pump pulse give rise to an instantaneously increase of the kinetic energy of the charge carriers immersed in the spin background. The main features experimentally observed, such as the transient increase of the Drude peak and the formation of midinfrared peaks are reproduced. As an interesting result, the optical sum rules approaches the equilibrium ones extremely fast, even though the time evolution and the final asymptotic behavior of the absorption spectra still reveal the dependence on the type of initial pump excitation [391].

As a further step in reproducing the ultrafast dynamics in correlated insulators, the electron-phonon coupling is included through the t - J -Holstein model that includes the coupling with a dispersionless bosonic mode. The formation of spin-lattice polarons after a quantum quench, that simulates absorption of the pump pulse, has been also studied [392, 393]. While in the first stage the kinetic energy of the spin-lattice polarons relax towards its ground-state value, in the second longer stage an energy transfer between lattice and spin degrees of freedom via the charge carriers emerges. This results demonstrate that a direct spin-phonon coupling is not mandatory to quickly achieve the thermalization of the spin and phonon baths [393]. While the t - J -(-Holstein) model correctly describes the coupling to low-energy bosonic excitations, it intrinsically misses the relaxations processes across the correlation gap [388]. To solve this problem, many efforts are being put forward to solve the full Hubbard(-Holstein) model out of equilibrium, under suitable approximations. Calculations of the relaxation dynamics in a 2D Hubbard-Holstein model after the interaction with an ultrashort powerful light pulse have been recently performed on 8 lattice sites. At non-zero electron-phonon interaction, phonon and spin subsystems are found to oscillate at the period of the phonon mode [394].

As discussed in Sec. 7 a breakthrough in this field could be achieved via the development of suitable methods to extend DMFT out-of-equilibrium [395] and calculate the dynamics of the relaxation process retaining the full Mott physics related to the Coulomb on-site repulsion, as long as the coupling to antiferromagnetic fluctuations [396] when at least four sites are considered.

5.2.2. Electron-phonon coupling in correlated materials

As a consequence of the development of the BCS theory a huge effort has been put in clarifying whether a strong electron-phonon coupling could lead to high critical temperatures. Although in realistic systems, when the electron-phonon cou-

pling λ_{lat} overcomes a threshold value, the crystal structure becomes unstable and the conduction becomes dominated by polaron formation, the Eliashberg equations for the calculation of T_c do not predict any upper bound for the possible critical temperature of metals. Therefore, since the discovery of high-temperature superconductivity in copper oxides, a reliable measurement of the electron-phonon coupling function has been considered crucial for understanding the physical mechanisms responsible for the pair formation. As discussed in Section 3, the state-of-the-art spectroscopies, such as ARPES, Raman, optics and tunneling measurements have been applied to measure the electron-phonon coupling in correlated materials and high- T_c superconductors and extract the electron-boson coupling function $\Pi(\Omega)=\alpha^2F(\Omega)+I^2\chi(\Omega)$. Nonetheless, the interplay of different bosonic degrees of freedom on similar energy scales makes it difficult to single out the electron-phonon constant and to estimate its strength. The application of time-resolved techniques to investigate the electron-phonon coupling was boosted by the seminal work of P. Allen [163], in which it is shown that the timescale of the relaxation of the effective electronic temperature T_e is directly related to the frequency-integral of the coupling function $\Pi(\Omega)$. The quantitative estimation of the electron-phonon coupling relies on two major assumptions: i) the transient distribution of the phonon bath and charge carriers can be described by the effective temperatures T_{lat} and T_e , respectively, larger than the equilibrium temperature T_0 ; ii) the reflectivity-variation at a given wavelength is proportional to the effective electronic temperature, i.e. $\delta R/R=\delta T_e/T_0$.

The time-resolved reflectivity measurements (see Fig. 15) have been promptly employed [165] to measure $\lambda_{lat}=2 \int \alpha^2 F(\Omega)/\Omega d\Omega$ in many metals and conventional superconductors (Cu, Au, Cr, W, V, Nb, Ti, Pb, NbN, V₃Ga). The dynamics of $\delta R/R$ in these materials exhibits a single exponential decay which ranges from 0.1 ps to 1 ps for different systems. Using Eq. 21 and its further evolution (Eq. 25), which accounts for the non-thermal nature of the transient electronic distribution, the second momentum of the Eliashberg coupling ($\lambda_{lat}\langle\Omega^2\rangle$) is directly extracted from the relaxation dynamics. Assuming the values of $\langle\Omega\rangle$ reported in the literature, the following λ_{lat} values are extracted: i) 0.1-0.15 for non-superconducting metals (Cu, Au, Cr), ii) 0.15-0.5 for very low- T_c superconductors (W, Ti) and iii) 0.7-1.5 for moderate temperature superconductors (V, Nb, Pb, NbN, V₃Ga). In particular, the case of Pb is interesting, for it exhibits the slowest relaxation dynamics that corresponds to the lowest value (~ 46 meV²) of $\lambda_{lat}\langle\Omega^2\rangle$. The small value of the second momentum is the consequence of the small energy scale of the phonon modes involved in the relaxation. When the value $\langle\Omega\rangle \sim 5.6$ meV is considered, the largest coupling ($\lambda_{lat} \simeq 1.5$) among the conventional metals is obtained. The measured value of λ_{lat} can be in turn used to estimate the maximum critical temperature attainable. Using the value $\mu^*=0$ and assuming that all the phonon modes couple to the charge carriers in the s -wave channel necessary for the pairing, Eq. 7 provides the upper bound for T_c which could be reached, in principle, in the most favourable case. Large values of T_c result from the combination of both a strong coupling and a particularly high-energy scale of the phonon modes. As an example, the relatively low energy scale of the phonons in Pb leads to a moderate value of the estimated T_c (6-10 K), despite the large value of the coupling. The plot in Fig. 42 displays the calculated maximum critical temperatures for phonon-mediated superconductivity as a function of the real T_c of the superconductors. As expected, almost all the BCS materials lie in the upper sector of the plot and evolve along its diagonal, demonstrating the reliability of the values of λ_{lat} measured through time-resolved techniques.

Even more interesting is the case of MgB₂, which is the phonon-mediated su-

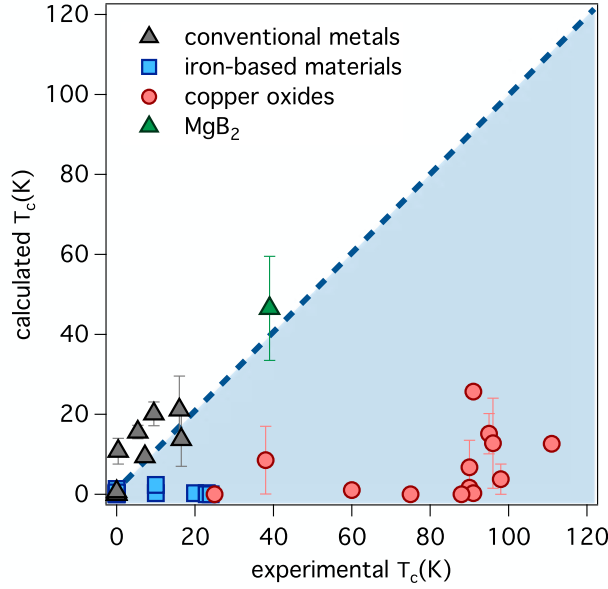


Figure 42. The maximum critical temperature, calculated through Eq. 7 for different classes of superconducting materials, is reported as a function of the real T_c of the materials. The electron-phonon coupling, λ_{lat} , determined through time-resolved spectroscopies, has been used to estimate the maximum critical temperatures. The grey triangles represent the conventional metals: Cu ($\lambda_{lat} \simeq 0.08$), Au ($\lambda_{lat} \simeq 0.12$), Cr ($\lambda_{lat} \simeq 0.11-0.12$), W ($T_c=0.012$ K, $\lambda_{lat} \simeq 0.14-0.26$), V ($T_c=5.38$ K, $\lambda_{lat} \simeq 0.68-0.79$), Nb ($T_c=9.5$ K, $\lambda_{lat} \simeq 0.87-1.16$), Ti ($T_c=0.39$ K, $\lambda_{lat} \simeq 0.43-0.58$), Pb ($T_c=7.19$ K, $\lambda_{lat} \simeq 1.45-1.51$), NbN ($T_c=16$ K, $\lambda_{lat} \simeq 0.53-0.95$), V₃Ga ($T_c=1$ K, $\lambda_{lat} \simeq 0.45-0.83$) [165, 171]. The blue squares and red circles indicate the critical temperatures of the iron-based (122 and 1111 families) superconductors and copper oxides listed in Tables 5.2.2 and 5.2.2.

perconductor with the largest T_c (40 K) known. As a consequence of the intrinsic anisotropy of the layered lattice structure, the charge carriers result strongly-coupled with a stretching mode at ~ 70 meV which is expected [98] to provide the largest contribution to the total $\alpha^2 F(\Omega)$ function. In fact, recent high-resolution pump-probe measurements [397] evidenced a twofold dynamics which is related to the coupling with the 70 meV mode ($\tau_{e-SCP} \sim 90$ fs) and, subsequently ($\tau_{e-lat} \sim 500$ fs), with the rest of lattice. According to the fit with the 3-temperature model, in which the selective coupling with a subset of phonon modes is introduced in Eqs. 14-17, the SCP modes correspond to a small fraction $f=0.15-0.22$ of the total lattice modes but provide a coupling strength $\lambda_{SCP}=0.53-0.75$. Substituting these values in Eq. 7, the range of values $30 < T_c < 60$ K is obtained, which is in agreement with the real value of T_c . This result further supports the extension of P-p techniques to extract the electron-phonon coupling in intrinsically anisotropic systems.

In principle, the same technique can be extended to correlated materials, provided the electron dynamics can be described as the interaction between a fermionic quasiparticle gas and an external boson bath. Although this picture is clearly inadequate to describe the dynamics in the charge-transfer insulators and in the weakly-doped compounds, a more conventional picture is recovered as the density of the charge carriers is progressively increased [124, 398]. Therefore, as far as the underdoped region of the phase diagrams and the pseudogap state are avoided, the concepts underlying the effective temperature model can be extended to interpret the dynamics of moderately-doped cuprates and other correlated materials. In fact, a wealth of non-equilibrium spectroscopies, such as time-resolved optics, photoemission and electron or X-ray diffraction have been applied to investigate the electron-phonon coupling problem in copper oxides. Addressing this issue is of particular relevance, since it is intimately connected to the pairing in unconventional superconductors [399]. Considering the widely studied problem of the

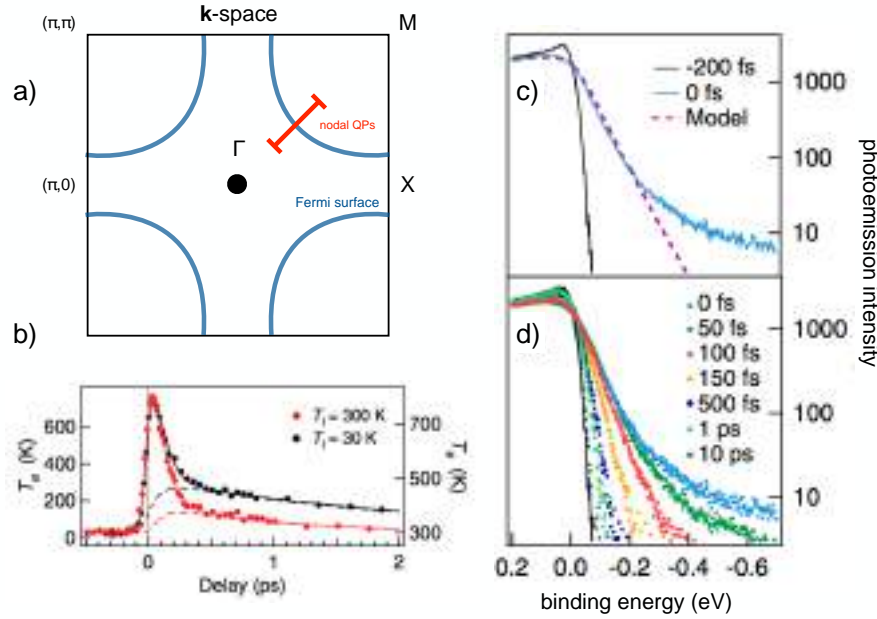


Figure 43. Dynamics of the time-resolved ARPES spectra in optimally-doped Bi2212 ($T_c=91$ K). a) Prototypical two-dimensional Brillouin zone of copper oxides. The time-resolved ARPES experiment probes the transient occupation along a k -space cut perpendicular to the Fermi surface in the nodal region. b) Dynamics of the effective electronic temperature at different equilibrium temperatures before the pump excitation. c) Transient quasiparticle occupation at the maximum overlap between the pump and probe pulses (blue line, $t=0$) contrasted to the equilibrium Fermi-Dirac QP distribution (black line, $t < 0$). The dashed red line is the fit to the data of a hot Fermi-Dirac distribution at the effective electronic temperature T_e . d) Picosecond evolution of the non-equilibrium nodal QP distribution. Taken from [58].

charge scattering in cuprates there are many evidences of an important role played by the electron-phonon scattering [400, 401]. In particular, considering that the conduction is confined in the Cu-O planes, the modes which are typically expected to more effectively couple to the charge carriers are the out-of-plane O buckling modes [123], which involve small momentum transfers and couple strongly to electronic states near the antinode, the in-plane Cu-O breathing modes [123], which involve large momentum transfers and couple strongly to nodal electronic states, and the apical oxygen stretching modes, which modulate the low-energy in-plane electric properties through the p_z orbitals [402]. Furthermore, the electron-phonon coupling is expected to strengthen in the underdoped region of the phase diagram, as a consequence of charge inhomogeneity associated to stripes [403] and other possible charge-orders. Recent results also indicated a weak but distinct isotope effect of the ~ 70 meV kink observed by ARPES on $\text{Bi}_2\text{Sr}_2\text{CaCu}_2\text{O}_{8+\delta}$, in which the isotope substitution $^{16}\text{O} \rightarrow ^{18}\text{O}$ has been performed.

Profound insights into the charge relaxation dynamics in cuprates are given by time-resolved ARPES experiments (see Fig. 43), in which the transient electronic occupation is probed during the relaxation process triggered by a 1.5 eV ultra-fast pump pulse. Due to the energy-momentum conservation in the photoemission process, only the nodal region of the BZ is explored by the 6 eV probe photons. In Fig. 43c) and d) the transient occupation of the states in the nodal region of $\text{Bi}_2\text{Sr}_2\text{CaCu}_2\text{O}_{8+\delta}$ is shown in the $0.2 < E_F - E < -0.7$ energy range. The QP distribution quickly evolves from a non-thermal distribution, characterized by a flat population extending up to $0 < E_F - E < E_F + \hbar\omega$, to a hot-Fermi-Dirac function at the effective temperature $T_e > T_0$. In Fig. 43c) the cooling dynamics of the QP is reported by fitting the hot Fermi-Dirac at the different P-p delays. Similarly to

Table 1. Electron-phonon coupling in copper oxides from time-resolved techniques. 1L: one-layer; 2L: two-layers; 3L: three-layers. UD: underdoped; OP: optimally doped; OD: overdoped.

Material	T_c (K)	p	Ref.	F_p (mJ/cm ²)	τ_{e-lat} (fs)	$\lambda_{lat}\langle\Omega^2\rangle$ (meV ²)	λ_{lat}
1L-UD La _{1.9} Sr _{0.1} CuO ₄ ^d	25		[404]	5	-	13 ^f	0.04 ⁿ
				16	-	24 ^f	0.08 ⁿ
1L-OP La _{1.85} Sr _{0.15} CuO ₄ ^a	38		[171]	0.07-0.5	45±8	800±200 ^e	0.13-0.5 ^g
1L-OD La _{1.79} Sr _{0.21} CuO ₄ ^d	32		[404]	16	-	30 ^f	0.09 ⁿ
1L-OP HgBa ₂ CuO _{4.1} ^a	98		[405]	0.02	62	580 ^e	0.09-0.36 ^g
2L-UD YBa ₂ Cu ₃ O _{6.5} ^a	60		[171]	0.07-0.5	100±20	400±100 ^e	0.06-0.25 ^g
2L-UD YBa ₂ Cu ₃ O _{6.9} ^a	90		[405]	0.02	77	450 ^e	0.07-0.28 ^g
2L-UD Bi ₂ Sr ₂ CaCu ₂ O _{8+δ} ^c	56		[261]	20	-	2500 ^{f,h}	1 ^m
					-	300 ^{f,l}	0.12 ^m
2L-UD Bi ₂ Sr ₂ CaCu ₂ O _{8+δ} ^a	75		[352]	10 ⁻⁴	-	160 ^g	0.025-0.1 ^g
2L-OP Bi ₂ Sr ₂ CaCu ₂ O _{8.14} ^a	90		[405]	0.02	49	720 ^e	0.11-0.45 ^g
2L-OP Bi ₂ Sr ₂ CaCu ₂ O _{8+δ} ^b	91		[58]	0.2	110	300-380 ^f	0.08-0.19 ^g
2L-OP Bi ₂ Sr ₂ CaCu ₂ O _{8+δ} ^c	91		[261]	20	290 ^h	1380 ^f	0.55 ^m
					900 ⁱ	450 ^f	0.18 ^m
					2000 ^l	200 ^f	0.08 ^m
2L-OP Bi ₂ Sr ₂ CaCu ₂ O _{8+δ} ^a	95		[352]	10 ⁻⁴	-	640 ^g	0.4 ^g
2L-OD Bi ₂ Sr ₂ CaCu ₂ O _{8+δ} ^a	88		[352]	10 ⁻⁴	-	160 ^g	0.1 ^g
2L-OP Bi ₂ Sr ₂ Ca _{0.92} Y _{0.08} Cu ₂ O _{8+δ} ^a	96		[177]	0.01	200	1400±700 ^o	0.4±0.2 ^o
3L-OP Bi ₂ Sr ₂ Ca ₂ Cu ₃ O _{10+δ} ^c	111		[261]	20	-	1000 ^f	0.4 ^m

^aNon-equilibrium optical spectroscopy

^bNon-equilibrium photoemission spectroscopy

^cTime-resolved electron diffraction

^dTime-resolved X-ray diffraction

^eEvaluated through Eq. 25

^fEvaluated through Eq. 21

^gThe reported λ values correspond to the 80-40 meV energy range of the strongly coupled phonons

^hPump polarization at 0° with respect to the Cu-O bond direction

ⁱPump polarization at 22° with respect to the Cu-O bond direction

^lPump polarization at 45° with respect to the Cu-O bond direction

^m λ calculated assuming $\langle\Omega\rangle=50$ meV (B_{1g} buckling mode)

ⁿ λ calculated assuming $\langle\Omega\rangle\simeq 17$ meV (E_g apical modes)

^o λ and $\lambda\langle\Omega^2\rangle$ calculated through the effective temperature model in the integro-differential form (Eqs. 14-18) and by the direct integration of the bosonic function $\Pi(\Omega)$

the case of MgB₂, the relaxation exhibits two different dynamics. The first (~ 100 fs) is related to the fast and effective energy exchange with the strongly-coupled lattice modes, while the second (~ 1 -2 ps) accounts for the thermalization with the entire phonon spectrum. The 3-temperature model fitting provides a coupling to SCP smaller than 0.2. At the same time, the presence of a weak non-thermal tail for $t < 100$ fs triggered a debate about the possibility of defining a single effective electronic temperature which describes the relaxation dynamics. Even if the number of electrons in the high-energy tail is negligible (note the log-scale in Fig. 43d)) as compared to the total number of electrons, they can directly and effectively exchange energy with the lattice modes, thus altering the dynamics described the 3TM. This picture has been recently supported by time-resolved measurements in which a broadband midinfrared pulse probes the transient lineshape of the Raman-active mode at 70 meV (see Sec. 4.1.3) in optimally-doped YBCO [262]. The apex oxygen vibration is strongly excited within 150 fs, demonstrating that the strongly-coupled modes can absorb a portion of the pump energy on the same timescale of the quasiparticles thermalization. However, when the strength of the coupling is evaluated through Eq. 25, which accounts for the non-thermal nature of the QP and boson occupations during the first stages of the relaxation

Table 2. Electron-phonon coupling in iron-based superconductors and parent compounds (PC) from time-resolved techniques.

Material	T_c (K)	p	Ref.	F_p (mJ/cm ²)	τ_{e-lat} (fs)	$\lambda_{lat}\langle\Omega^2\rangle$ (meV ²)	λ_{lat}
122-PC EuFe ₂ As ₂ ^b	-		[406–408]	0.05-0.8	-	56-120 ^{c,d}	0.1-0.23 ^e
122-PC SrFe ₂ As ₂ ^a	-		[409]	0.01-0.1	-	110 ^c	0.25 ^e
122-PC BaFe ₂ As ₂ ^b	-		[407, 408]	0.05-0.8	-	28-46 ^{c,d}	0.05-0.09 ^e
122-PC BaFe ₂ As ₂ ^a	-		[405]	0.02	300	110 ^c	0.18 ^e
122 BaFe _{1.95} Co _{0.05} As ₂ ^a	-		[405]	0.02	330	110 ^c	0.18 ^e
122 BaFe _{1.90} Co _{0.1} As ₂ ^a	20		[405]	0.02	320	110 ^c	0.18 ^e
122 BaFe _{1.86} Co _{0.14} As ₂ ^a	23		[405]	0.02	300	110 ^c	0.18 ^e
122 BaFe _{1.85} Co _{0.15} As ₂ ^b	23		[407, 408]	0.05-0.8	-	46-55 ^{c,d}	0.09-0.1 ^e
122 BaFe _{1.84} Co _{0.16} As ₂ ^a	24		[379]	1-3	-	59-66 ^d	0.11-0.12 ^e
122 BaFe _{1.78} Co _{0.22} As ₂ ^a	10		[405]	0.02	300	110 ^c	0.18 ^e
1111 SmFeAsO _{0.8} F _{0.2} ^a	10		[405]	0.02	190	180 ^c	0.29 ^e
1111 SmFeAsO ^a	-		[410]	0.01-0.1	180	135±10 ^c	0.2 ^f

^aNon-equilibrium optical spectroscopy^bNon-equilibrium photoemission spectroscopy^cEvaluated through Eq. 25^dEvaluated through Eq. 21^e λ calculated assuming $\langle\Omega\rangle=23$ meV (A_{1g} Raman active mode)^f λ calculated assuming $\langle\Omega\rangle=25$ meV

[320], an even smaller value is obtained. The decrease of the estimated $\lambda_{lat}\langle\Omega^2\rangle$ is a consequence of the fact that the ratio between the values obtained through Eqs. 25 and 21 is $2T_{lat}/T_e$ which is, for reasonable values of the experimental parameters, smaller than unity. Even though determining the effective temperature of the non-equilibrium Fermi-Dirac distribution is a difficult task and new methods to accurately extract both the temperature and the position of the Fermi level for a hot carrier distribution are being developed [411], time-resolved photoemission experiments suggest that the value of the electron-phonon coupling in optimally-doped copper oxides is similar to that measured in very low- T_c metals. To support or confute these results, many of the state-of-the-art non-equilibrium techniques have been applied to investigate the electron-phonon coupling in doped cuprates. Time-resolved reflectivity [171] on La_{1.85}Sr_{0.15}CuO₄ and YBa₂Cu₃O_{6.5} supported similar values, i.e., $\lambda_{lat}\langle\Omega^2\rangle=800\pm200$ meV² and 400 ± 100 meV², respectively. Besides, time-resolved electron diffraction revealed a possible anisotropy in the electron-phonon coupling [261] of optimally-doped Bi2212. In particular, when the pump polarization is set parallel to the direction of the Cu-O bonds (corresponding to the nodal direction in \mathbf{k} -space) the largest coupling ($\lambda_{lat}=0.55$) is measured. The coupling progressively decreases as the angle between the polarization and the Cu-O bonds increases, reaching the minimum ($\lambda_{lat}=0.08$) at 45°, which corresponds to the antinodal direction with the maximum superconducting gap. The average value of the coupling ($\lambda_{lat}\sim0.3$) is consistent with the \mathbf{k} -space integrated one (see Eq. 6), as probed by non-equilibrium optical spectroscopy. Slightly larger values for the coupling ($\lambda_{lat}\sim0.4$), with no significant anisotropy, have been measured [261] in double-layer compounds (Bi2223). Furthermore, the e-phonon coupling in overdoped LSCO has been investigated by X-ray diffraction experiments [404], in which the fluence is varied from 5 to 27 mJ/cm². The results evidenced a $\lambda\langle\Omega^2\rangle$ ranging from 13 to 56 meV², as a consequence of the temperature-induced modification of the QP distribution and of the density of states at the Fermi level, in agreement with DFT calculations.

Taken all together, the outcomes of the non-equilibrium spectroscopies (collected in table 5.2.2) provide a comprehensive picture of the electron-phonon coupling in copper oxides. As for conventional superconductors, Eq. 7 can be used to estimate

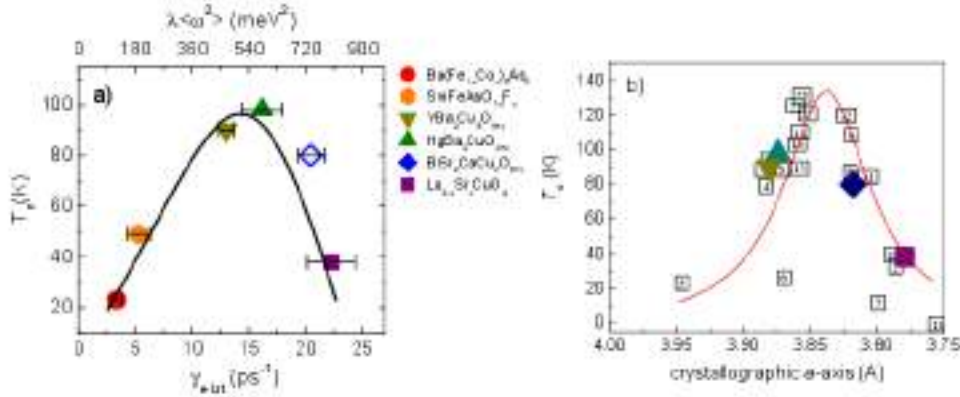


Figure 44. a) The maximum superconducting transition temperature T_c as a function of the relaxation rate γ_{e-lat} (left). b) T_c as a function of a lattice constant a for cuprates (Note the correspondence of the symbols (and compounds) in the two panels) [405]

the upper bound of the critical temperature achievable when considering the measured λ_{lat} and assuming that the whole coupling is due to the interaction with a single mode at the frequency $\langle\Omega\rangle$. Despite the many optimistic approximations, the maximum T_c estimated for cuprates never exceeds their real critical temperature, being almost always confined in the <20 K range. As shown in Figure 42, this result remarks a dramatic difference in respect to conventional superconducting metals, in which $\lambda_{lat} \sim$ accounts for the critical temperature of the system. The same techniques have been also extensively applied to iron-based superconductors and parent compounds. The results, reported in Table 5.2.2, evidence values of the electron-phonon coupling very similar to those measured in cuprates.

Even though the precise estimation of the total electron-phonon coupling relies on the approximations contained in the effective-temperature models and their further developments, non-equilibrium spectroscopies demonstrate that the timescale of the energy-exchange between the electrons and the lattice in unconventional high- T_c systems is similar to that measured in conventional superconducting metals. By calculating the maximum T_c attainable within the Eliashberg theory (see Eq. 7) and using as input the measured λ_{lat} , we observe that copper oxides and iron-based materials cluster in the bottom-right corner of the plot in Figure 42, thus demonstrating that a simple phonon-mediated mechanism cannot account for the superconducting pairing.

Surprisingly, in cuprates there appears to be a systematic, but non-monotonic dependence of T_c on the relaxation rate $\gamma_{e-lat} = 1/\tau_{e-lat}$ as shown in Fig. 5.2.2a). The behaviour is clearly well beyond BCS or Eliashberg electron-phonon coupling theory which predict a monotonically increasing T_c with increasing coupling constant. The behaviour has been discussed in terms of polaronic effects [405], which lead to the entanglement of electronic and lattice degrees of freedom, as will be discussed in the next section. Insight into the role of electronic excitations on the superconducting critical temperature is provided by the remarkable correspondence between the dependence of T_c on $\gamma_{e-lat} = 1/\tau_{e-lat}$ and the in-plane lattice constant a , as shown in Fig. 5.2.2b). Since a is directly related to the local strain, the correspondence, and particularly the apparent singular behaviour of T_c with lattice constant in Fig. 5.2.2b), implies a critical strain value associated with an instability at a Cu-Cu distance of 1.92 Å.

5.2.3. Ultrafast electron-boson coupling and the magnetic degrees of freedom

Electron-phonon coupling constitutes only a subset of the decay channels for the photoexcited charge-carriers in correlated materials. As discussed in Sections 3.1.2 and 3.1.3, the electron-boson coupling function is characterized by a strong peak at ~ 60 meV and a continuum extending up to 350 meV. This rather featureless part of the coupling function is compatible with the coupling to short-range antiferromagnetic fluctuations, that persist far in the over-doped region of the phase diagram[127–131].

Simple arguments can be used to estimate the timescale of the coupling to bosonic fluctuations of magnetic origin in correlated materials. Considering the Hubbard model, the instantaneous virtual hopping of holes into already occupied sites favours an antiferromagnetic coupling $J=4t_h^2/U$ between neighbouring sites, where t_h is the nearest-neighbour hopping energy. The spectrum of the antiferromagnetic fluctuations has a high-energy cutoff of $2J \sim 200$ -300 meV which naturally brings in a characteristic retarded timescale of the order of $\hbar/2J=2$ -3 fs. From another point of view, the elementary time ($\hbar/t_h \sim 2$ fs) associated with the Cu–O–Cu hole-hopping process inevitably leads to the creation of local AF excitations. All these evidences point to an extremely fast dynamics of the electron-magnetic fluctuations coupling that, until recently, was concealed by the temporal resolution of pump-probe techniques.

For this reason, the direct experimental study of the coupling to magnetic fluctuations has been anticipated by theoretical works that modeled the coupling of out-of-equilibrium charge carriers to local AF fluctuations using an approach similar to that discussed in Sec. 5.2.1 for the CT insulators. For this purpose, the starting point is the simplified t - J model on a square lattice that retains the complete dynamics at the energy scale J . Considering that in the t - J model the double occupation of Cu sites is projected out, the photoexcitation process can be simplified as a quantum quench that instantaneously rises the kinetic energy of the holes (electrons) already present in the system. It was readily pointed out[412] that also the magnetically-mediated relaxation dynamics is a two-step process. The initial ultrafast relaxation is regulated by the hopping integral t_0 and the exchange interaction J and can be considered as a local process that involves many antiferromagnetic excitations, each absorbing a fraction of J of energy. The timescale of this process is estimated to be of the order of $\tau \sim (\hbar/t_0)(J/t_0)^{-2/3} \simeq 4$ fs for realistic values of $t_0 \sim 360$ meV and $J \sim 120$ meV. The second step is slower and involves the coupling to collective magnetic excitations (magnons) that carry away the local excess energy. The rate of this magnon-mediated cooling depends on the magnon group velocity that is in turn regulated by the details of the magnon dispersion. Even though this model is strictly valid for a single hole in an infinite AF background, a first step to mimic the consequences of the chemical doping is to limit the average number of antiferromagnetic bonds that are available for the relaxation process. This can be achieved by limiting the propagation of the photoexcited hole to a finite cluster, whose size is chosen so as to reproduce the actual density of the chemically-doped charge carriers [397].

Similar results have been obtained by considering the solution of the full Hubbard model with a non-equilibrium version [413] of the dynamical cluster approximation (DCA) for capturing the effects of short-range correlations. The relaxation rate of the high-energy photo-doped charge carriers (i.e. those that are close to the upper edge of the Hubbard band) in the paramagnetic phase is of the order of 10-20 fs and it scales with the strength of the nearest-neighbour spin correlations, further supporting the direct role played by local AF excitations. The relaxation process becomes more complex at finite doping, since the direct charge-charge interactions

open additional scattering channels that lead to a faster relaxation of the photo-excited holes (electrons). However, the direct interactions among the carriers are not expected to dramatically influence the time necessary to exchange energy with the boson bath [397], that is ultimately regulated by the electron-boson coupling (see Secs. 3 and 3.4).

The coupling to dispersionless phonons can be accounted for by the Holstein model (see Sec. 7), thus opening the way to the study of the competition between the magnetic and phononic decay channels. As a first step, this problem has been tackled in a finite one-dimensional chain by diagonalization in a limited functional space (LFS)[414]. The results of time evolution of the electron and phonon distribution have been benchmarked against the relaxation dynamics obtained from the Boltzmann equation. Among the different important results, we report the observation that, in the weak-coupling regime, the natural time unit to measure the relaxation with the bosons is $1/\omega_0$, where ω_0 is the typical frequency of the bosons. The relaxation dynamics τ is thus regulated by the relation $\tau\omega_0=(8/\pi)(t_0/\lambda\omega_0)$, t_0 and λ being the hopping amplitude and the electron-boson coupling. Considering that in the weak-coupling $\lambda \leq 0.5$, the $\tau\omega_0$ product is always larger than one, i.e., the relaxation dynamics is always slower than the inverse energy-scale of the boson involved in the process. As an example, considering a realistic value for the copper oxides ($t_0 \sim 350$ meV), we obtain for the electron-phonon coupling $\tau\omega_0 \sim 30$, where we have considered the upper bound $\lambda=0.4$, as determined by pump-probe measurements (see Sec. 5.2.2). This value corresponds to a relaxation dynamics of several times the inverse phonon energy ($(\hbar\omega_0)^{-1} \sim 8$ fs, for $(\hbar\omega_0) \sim 80$ meV), that is of the order of ~ 250 fs. This value can dramatically decrease when AF excitations are considered. Since the spectrum of magnetic excitations extends up to about 300 meV, i.e. about 4 times the phonon energy scale, the relaxation towards the magnetic degrees of freedom is expected to be at least 4 times faster assuming the same coupling constant.

From the experimental standpoint, the experimental resolution didn't allow, until recently [397], to directly follow in the time domain the coupling with bosons of electronic origin. Nevertheless, the combination of the ultrafast time-resolution with the broad spectral window accessible by the supercontinuum-based time-resolved spectroscopies has been a turning-point in the study of the electron-boson coupling in copper oxides. By measuring the dynamics of a broad part of the reflectivity around the dressed plasma frequency of doped Bi2212, it has been suggested that the reflectivity variation $(\delta R(\omega, t)/R)$ is directly proportional to the electron-boson scattering rate [177]. Therefore, by monitoring $\delta R(\omega, t)/R$ it is possible to reconstruct the dynamics of the average boson density and estimate the electron-boson coupling within the Effective Temperature Model (ETM) described in Sec. 3.3. This technique evidenced that on a timescale faster than the electron-phonon coupling, that is of the order of 100 fs, the charge carriers are already effectively coupled with another type of bosons, characterized by the coupling function $\Pi_{be}(\Omega)$. The spectrum of the coupling with this bosonic excitations, shown in Fig. 45 is extracted by considering as a constraint that the total electron-boson coupling function ($\Pi_{tot}(\Omega)=I^2\chi(\Omega)+\alpha^2 F_{SCP}(\Omega)+\alpha^2 F_{lat}(\Omega)$, see Sec. 3.3) should coincide with that extracted from the equilibrium optical conductivity (see Secs. 3.1.2, 3.1.3, 4.1.1 and 3.3). The spectral extension of $\Pi_{be}(\Omega)$ (see the spectra reported in Fig. 45) and the strength of the coupling itself ($\lambda_{be} \simeq 1.1$) strongly support its magnetic origin [177]. Furthermore, when using $\Pi_{be}(\Omega)$ and λ_{be} as inputs for the calculation of the critical temperature through the McMillan's formula [92], reported in Eq. 7, a maximal $T_C=105$ -135 K is obtained for optimally doped Bi2212. Even though the fraction of the $\Pi_{be}(\Omega)$ that can give rise to superconductivity in the d -wave channel

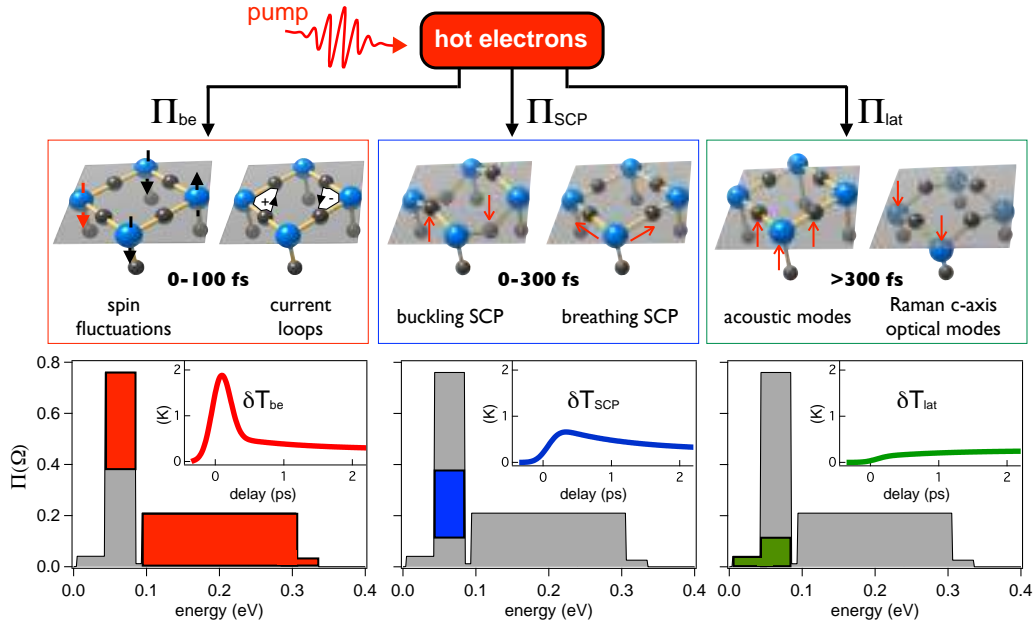


Figure 45. Different contributions to the total bosonic glue $\Pi(\Omega)$, extracted from non-equilibrium broadband spectroscopy. The red area indicates the coupling function related to the coupling with bosonic fluctuations of electronic origin. The blue and green areas represent the coupling with the subset of strongly coupled phonons and with the rest of lattice, respectively. Taken from Ref. 177.

is still subject of debate, these results demonstrate that the coupling to AF excitations can, in principle, provide the glue necessary to achieve critical temperatures exceeding 100 K. This mechanism is likely to constitute the "missing" glue that has been evidenced in Fig. 42. More recently, cluster dynamical mean-field calculations have been used to investigate the superconducting gap within the two-dimensional Hubbard model [415]. The results strongly suggest that superconductivity arises from exchange of spin fluctuations and the inferred pairing glue function is in remarkable qualitative consistency with the pairing function, $\Pi_{be}(\Omega)$, inferred from time-resolved optical spectroscopy [177].

The coupling with two different types of bosons has been also indirectly inferred by the relaxation dynamics of single-colour pump-probe measurements on $\text{Bi}_2\text{Sr}_2\text{CaCu}_2\text{O}_{8+\delta}$ single crystals [352], whose doping concentration ranged from the underdoped to overdoped regime. The different doping dependences of the electron-boson coupling strengths led the authors to identify them as strongly-coupled phonons and spin fluctuations. While the electron-phonon coupling (λ_{SCP}) peaks at optimal doping with a maximum value of 0.4, the coupling to AF excitations decreases monotonically with doping, starting from values $\lambda_{be} \simeq 1$ at the hole concentration $p=0.1$ [352]. Recent time-resolved ARPES experiments on optimally-doped Bi2212 [371] also evidenced, above T_c , a marked change in the effective mass of the nodal quasiparticles related to the change of 70-meV kink in the $E(\mathbf{k})$ dispersion. This ultrafast modification of the kink is found [371] to occur during the experiment's 100-fs temporal resolution and is compatible with the ultrafast coupling to AF excitations.

In conclusion, time-resolved optical spectroscopies opened new scenarios in the study of the electron-boson coupling in copper oxides. The theoretical efforts are

currently pointing to address the limits of applicability of the ETM [416] and to develop models for the extraction of electron-boson coupling from time-resolved experiments without assuming an effective temperature model [417]. On the other hand, recent advances in ultrafast optical spectroscopy [397] succeeded in achieving a temporal resolution of ~ 10 fs, that is of the order of $\hbar/2J$, i.e., the timescale of the direct coupling to magnetic fluctuations. This extremely high temporal resolution enabled the direct observation the ~ 16 fs build-up of the effective electron-boson interaction in different families of hole-doped copper oxides [397]. This extremely fast timescale has been compared to numerical calculations based on the t - J model, in which the relaxation of the photo-excited charges is achieved via inelastic scattering with short-range antiferromagnetic excitations [397]. The joint theoretical-experimental effort is expected to provide novel tools to further clarify the issues related to the electron-boson dynamics in correlated materials and to the problem of the retarded interactions and the superconducting glue in copper oxides.

5.2.4. *The ultrafast dynamics in the pseudogap state*

As extensively discussed in Sec. 5.1.1, the single-colour P-p experiments are particularly sensitive to the pseudogap (PG) state of copper oxides and, more in general, of correlated materials. For the sake of convincing the reader of the effectiveness of the ultrafast techniques in investigating the PG, we report in Fig. 46a the temperature- and doping-dependent time-traces measured on $\text{Bi}_2\text{Sr}_2\text{Y}_{0.08}\text{Ca}_{0.92}\text{Cu}_2\text{O}_{8+\delta}$ (YBi2212) at the probe energy of 1.55 eV [418]. A negative component with a fast relaxation dynamics (< 1 ps) progressively appears at the temperature $T_c < T < T^*$ and dominates the time response, until the onset of the superconducting phase transition (see Sec. 5.2.5). The plot of $T^*(p)$ as a function of the hole doping p (see Fig. 46) evidences a clear pseudogap-line that intersects the superconducting dome at $p > 0.16$. Despite the dramatic evidence of the PG physics at play, the origin and the nature of this component in the transient reflectivity remained unexplained for a long time, until the development of more sophisticated versions of the first single-colour experiments became available. The possibility of changing the polarization of the pump and probe beams, of exploiting the capabilities of multicolour techniques, which extend from the midinfrared to the visible, and of probing the electron dynamics through time-resolved photoemission spectroscopy provided new insights into the nature of the PG state and opened new intriguing scenarios that will be reviewed in this section.

The first evidence that the time-resolved signal in the pseudogap state of copper oxides is constituted by two components characterized by different symmetries and different temperature-dependence came from polarization-dependent measurements on (110)- and (100)-YBCO thin films [342]. Considering the direct relation between the gaps in the electronic DOS and the dynamics in the time-domain, the authors directly investigated the symmetries of the different components by combining the direction of the beam polarization and the orientation of the crystal axes. While the low-energy gap appears below T_c with the same d -wave symmetry regardless of the hole concentration, signatures of the high-energy gap, whose symmetry strongly depends on doping, were observed also along the a - b diagonal. The authors suggested a strong dichotomy between nodal and antinodal quasiparticles and argued that the two different gaps should have different physical origins and compete with each other [342].

Similar polarization-dependent dynamics were lately observed on $\text{Bi}_2\text{Sr}_2\text{CaCu}_2\text{O}_{8+\delta}$ (Bi2212), which became the best system to disentangle the superconducting and pseudogap signals and to study the symmetry of the pseudogap through the polarization-dependence of the time-domain response

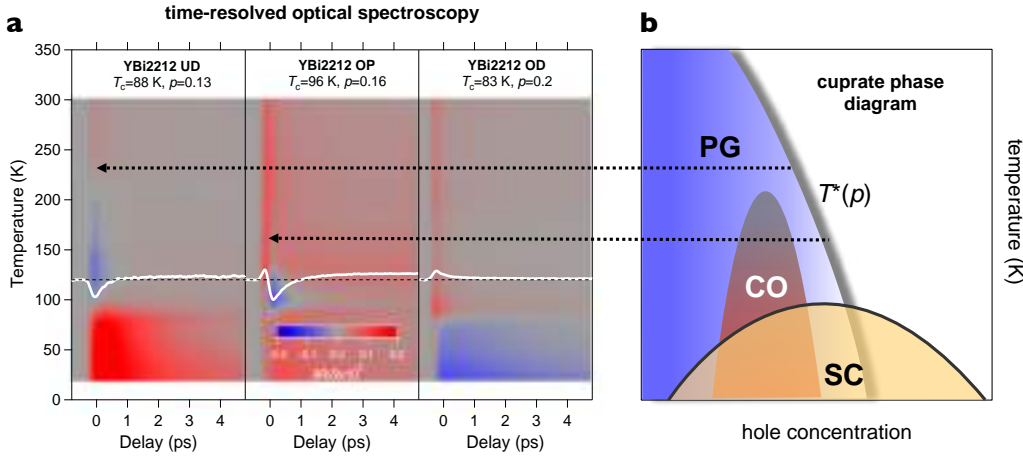


Figure 46. The pseudogap state unveiled by non-equilibrium techniques. **a)** The relative reflectivity variation $\delta R/R(t)$ measured in the single-colour configuration (1.55 eV) is reported as a function of the temperature for three YBi2212 samples with different hole concentrations. The white lines are the $\delta R/R(t)$ time traces at 110 K. **a)** The generic phase diagram of cuprates is sketched. The pseudogap boundary $T^*(p)$ (grey curve) is determined reporting the temperature at which a negative component in the $\delta R/R(t)$ signal appears. Taken from Ref. 418.

[175, 327, 351], as already discussed in Sec. 5.1.1. All these results converge on a picture in which the low-temperature dynamics is characterized by a fast pseudogap-like component, which corresponds to the relaxation of antinodal QP, and a slower component that is related to the opening of the superconducting gap and is dominated by the near-node contributions. Furthermore, the observation that the pseudogap dynamics depends only on the probe polarization led to the conclusion that the PG state is characterized by a spontaneous spatial symmetry breaking that is not limited to the sample surface [327].

The results obtained by time-resolved optical spectroscopy unveil a picture that is fully consistent with the outcomes of the most advanced *equilibrium* techniques. Recently, a comparative study of the pseudogap in Bi2201 has been carried out by ARPES, polar Kerr effect and time-resolved reflectivity [419]. The three experiments revealed a coincident and abrupt onset at T^* of an antinodal gap, a Kerr rotation signal and a change on the relaxation dynamics, making the link between the ultrafast dynamics and the equilibrium concepts that are usually invoked to explain the PG a robust experimental fact.

A further step towards the comprehension of the PG dynamics in correlated materials has been recently done by studying the model compound $\text{La}_{1.75}\text{Sr}_{0.25}\text{NiO}_4$ [198]. Similarly to the case of copper oxides, the optical conductivity of this prototypical nickelate exhibits a pseudogap-like loss of infrared spectral weight, whose onset temperature (T^*) is far above the long-range stripe formation ($T \sim 100$ K). By using mid-infrared probe pulses, it has been possible to directly study the dynamics of the Ni-O stretch vibration at 85 meV. As discussed in Sec. 4.1.3, the spectral shape of the infrared-active phonon modes is usually characterized by a strong asymmetry that is described by a Fano lineshape and originates from the quantum interference between the narrow intrinsic phonon lineshape and the continuum of the electronic levels. The strength of the coupling regulates the asymmetry of the peak through the factor q , introduced in Eq. 61. In the experiment, the phonon lineshape is monitored as a function of the delay from a near-infrared pump pulse. The data, reported in Fig. 47, show a clear decrease of the $1/q$ factor, while the position of the resonance remains unchanged. This result is interpreted as the transient decrease of the electron-phonon coupling in consequence of the delocalization of the charges induced by the impulsive excitation [198]. This exper-

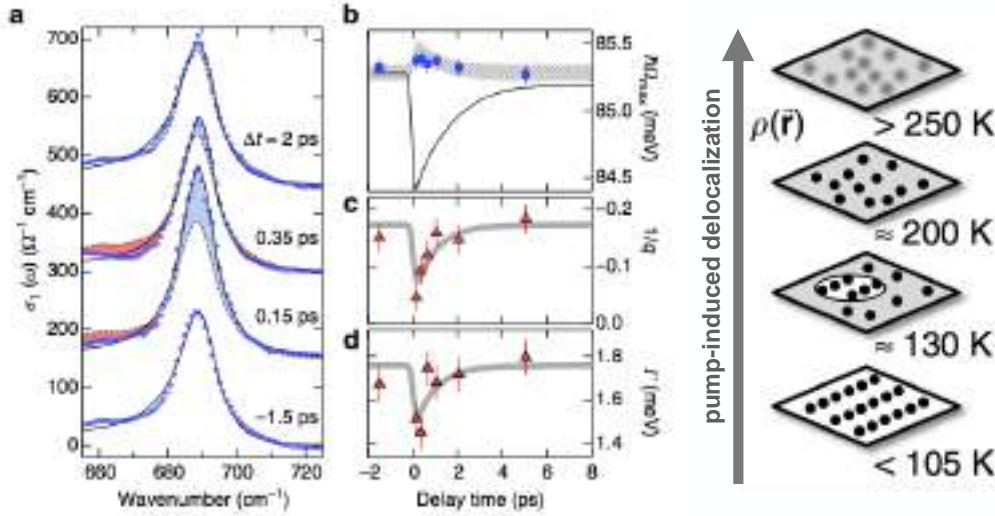


Figure 47. Ultrafast dynamics in the pseudogap state of the $\text{La}_{1.75}\text{Sr}_{0.25}\text{NiO}_4$ nickelate. **a)** Non-equilibrium mid-infrared optical conductivity around the Ni-O stretching mode (circles) at specific delay times after the 1.5-eV photoexcitation at 30 K. Dashed lines: equilibrium conductivity, solid lines: Fano model. **b)** Dynamics of the Ni-O mode peak energy ω_0 . **c,d)** Dynamics of the Fano asymmetry parameter $b/1$ and of the phonon linewidth Γ , as defined in Eq. 61. Taken from [198].

iment suggests that the real-space charge localization is the key to understand the physics of the PG and that it can be precursory to the onset of charge-ordering at lower temperatures. We stress that, even though the role of the pump is to increase the average energy of the charge carriers, similarly to the case of an adiabatic increase of the temperature, the transient decrease of the electron-phonon coupling has no counterpart in equilibrium measurements. This difference is inherently related to the ultrafast excitation process, during which the electronic degrees of freedom (responsible for the charge localization) are perturbed before the heating the lattice. On a longer timescale, the temperature-related broadening of the phonon linewidth completely washes out the effect, thus demonstrating that the non-equilibrium approach provides a genuinely new information as compared to conventional spectroscopies. Similar conclusions have been derived from three-pulses experiments, that unveiled the tendency to carrier localization in the pseudogap state of Bi2212 [420].

The possibility of experimentally decoupling the charge localization dynamics from the lattice heating, also suggests that the charge localization, which characterizes the pseudogap state of nickelates, is primarily driven by the electronic correlations. Similarly, the role of the short range Coulomb repulsion in the PG physics of copper oxides (Bi2212 and Hg1201) has been recently demonstrated by combining broadband time-resolved optical experiments to time-resolved ARPES [418]. Ultrashort light pulses are used to prepare a non-thermal electron distribution that is dominated by antinodal excitations. The dynamics of the dielectric function, simultaneously probed in the 0.52 eV range and analyzed within the extended Drude model (see Sec. 4.1.1), unveils an anomalous decrease in the scattering rate of the charge carriers. In the pseudogap-like region of the phase diagram, delimited by a well-defined $T_{neq}^*(p)$ line, the photoexcitation process transforms the nature of antinodal excitations from that typical of a strongly correlated metal to that of a less-correlated metal, characterized by delocalized quasiparticles with a longer lifetime. This effect is naturally explained within the single-band Hubbard model, in which the short-range Coulomb repulsion leads to a k -space differentiation between nodal quasiparticles and antinodal excitations that are strongly localized in

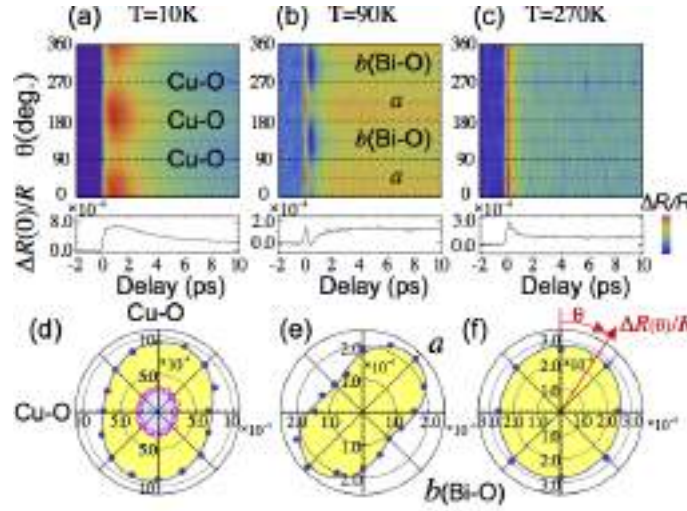


Figure 48. (a-c) $\delta R(\theta)/R$ transients at typical temperatures for overdoped Bi2212 samples together with polar plots of the maximum values of $\delta R(\theta)/R$. The solid lines indicate fits using Eq. 88. $\delta R(\theta)/\delta R$ at delay time of 10 ps is also shown (open circles). Note that the Cu-O bonds directions are drawn horizontal and vertical, while the crystalline axes are along the Bi-O bonds, and are rotated nearly 45° from the Cu-O bonds. Taken from Ref. 327.

real space [418]. A similar picture has been confirmed by three-pulses experiments on Bi2212 samples at different dopings and temperatures [420]. The pseudogap photodestruction and recovery reveal a marked absence of critical behaviour at T^* , which implies an absence of collective electronic ordering beyond a few coherence lengths on short timescales. This result suggests that the pseudogap is characterized by the localization of the charge carriers into a textured polaronic state arising from a competing Coulomb interaction and lattice strain [420]. Taken all together, the outcomes of non-equilibrium optical spectroscopies strongly support a scenario in which the PG physics is dominated by the \mathbf{k} -dependent effect of the short-range Coulomb repulsion that drives the real-space localization of the charge carriers and that can evolve into charge-ordered states upon further cooling.

Recently, polarisation sensitive P-p measurements were used to ascertain the presence of rotational symmetry breaking associated with the PG state in $\text{Bi}_2\text{Sr}_2\text{CaCu}_2\text{O}_{8+\delta}$ compounds at various dopings [327]. Fig. 5.2.4 shows the experimental polarization dependence, where the probe polarization was rotated by an angle θ with respect to the crystal x direction. (Fig. 5.2.4a)). Here we use notations in which x and y point in directions along the Cu-O bond, while x' and y' are directions rotated by 45° in the plane (Fig. 5.2.4b)). When either global or local symmetry is broken (either dynamically or statically), an additional possibility exists, where asymmetric states can be excited also by higher order terms via DE. Without such breaking of symmetry, higher order coupling cannot coherently excite B -symmetry modes, because the phase of the excitation averages out to zero (for second order coupling). However, symmetry breaking can provide a coupling mechanism for the excitation of B -symmetry modes. Measurements by Toda et al [327] on $\text{Bi}_2\text{Sr}_2\text{CaCu}_2\text{O}_{8+\delta}$ reveal a remarkable *independence* of the Pp response on *pump* polarisation, which rules out IE as the excitation mechanism, and indicates the presence of symmetry breaking. The polarisation data shown in Fig. 5.2.4 show that not only A_{1g} , but also B -symmetry modes are excited. The pump must therefore excite B_{1g} and B_{2g} in second order, which is only possible in the presence of breaking of tetragonal symmetry. The T-dependences of the A_{1g} , B_{1g} and B_{2g} components in Fig. 5.2.4 nicely show the onset of the underlying symmetry-breaking to occur near T^* . Within this mechanism it is necessary that

all three components show broken symmetry at the same time, which is indeed the case. Thus it is possible to unambiguously conclude that tetragonal symmetry breaking occurs at $T^* = 140$ K [327].

Finally, interesting results have been recently obtained by time-resolved ARPES. The initial pump-induced modification of the occupation of the ungapped nodal states is affected by the onset of the pseudogap state at $T < T^*$ [369]. These results allows to directly connect the transient density of the nodal quasiparticles to the global phase diagram of cuprates (see Sec. 5.2.7), demonstrating an unexpected interplay between the antinodal pseudogap and the pump-induced population at different \mathbf{k} -vectors in the Brillouin zone.

5.2.5. Superconductivity-induced spectral-weight change

As extensively discussed in Sec. 5.1.1, single-colour optical techniques unveil a dramatic change in the dynamics, as soon as the system undergoes the superconducting phase transition at $T < T_c$. At the most general level, all the time-resolved optical measurements unveil a slowing down of the relaxation dynamics of the optical signal, whose time constant rapidly changes from 100-200 fs when $T > T_c$, characteristic of the electron-phonon cooling process, to several picoseconds at $T < T_c$. Simultaneously, the optical constants in the near-infrared range increases of about one order of magnitude. The detailed discussion about the origin of this bottleneck, which is ascribed to the formation of a non-equilibrium population of pair-breaking bosons at the gap energy, has been presented in Sec. 5.1.1 and discussed within the frame of the Rothwarf-Taylor model (see Sec. 3.4.1). Despite some early attempts of directly measuring the dynamics of the superconducting gap, $\Delta_{SC}(T)$, via time-resolved Raman spectroscopy [421], it was soon realized that the gap dynamics could be mapped into the high-energy (>1 eV) optical properties. In this section we will focus on the origin of the variation of the near-infrared optical properties that, for some unexpected mechanisms, results to be directly proportional to the density of the superconducting condensate. To formulate the problem more directly, we can consider the conventional BCS superconductors, in which the onset of superconductivity corresponds to the opening of the superconducting gap, $\Delta_{SC}(T)$, in the electron density of states. As a consequence, the optical conductivity (see Sec. 4.1.4) is strongly affected only for below-gap radiation ($\hbar\omega < \Delta_{SC}(T)$), while the optical properties are almost unaffected at energy scales larger than about $10\Delta_{SC}(T)$. Even considering an interband transition at the frequency Ω_0 , the simple energy-gap model for conventional superconductors [422] predicts small changes of the interband transitions over a narrow frequency range of the order of $\Omega_0 \pm \Delta_{SC}(T)$, which does not explain the relatively large variation of the optical properties in the entire infrared-visible spectrum.

The direct relation between the dynamics of the infrared optical properties and the superconducting condensate was directly demonstrated by the first time-resolved experiments in the THz [193, 275, 276] and mid-infrared [360] energy range that directly accessed the dynamics of the condensate and of the superconducting gap. Optical (1.5 eV) pump-THz probe experiments were performed on superconducting YBCO crystals [275]. At $T < T_c$, the recovery time for long-range phase-coherent pairing increases up to a value of about 3.5 ps, that is in agreement with the relaxation time measured through all optical P-p experiments. Furthermore, the relaxation time exhibits a clear tendency to diverge when T_c is approached from below. This result, which was lately confirmed by infrared probe measurements [197], suggests that the relaxation time and the temperature-dependent gap are linearly related, i.e., $\tau \propto 1/\Delta_{SC}(T)$. Similar conclusions can be reached by studying the ultrafast mid-infrared reflectivity of YBCO at different hole-doping. In particular, after the optical excitation, the *ab*-plane gap in the optical conduc-

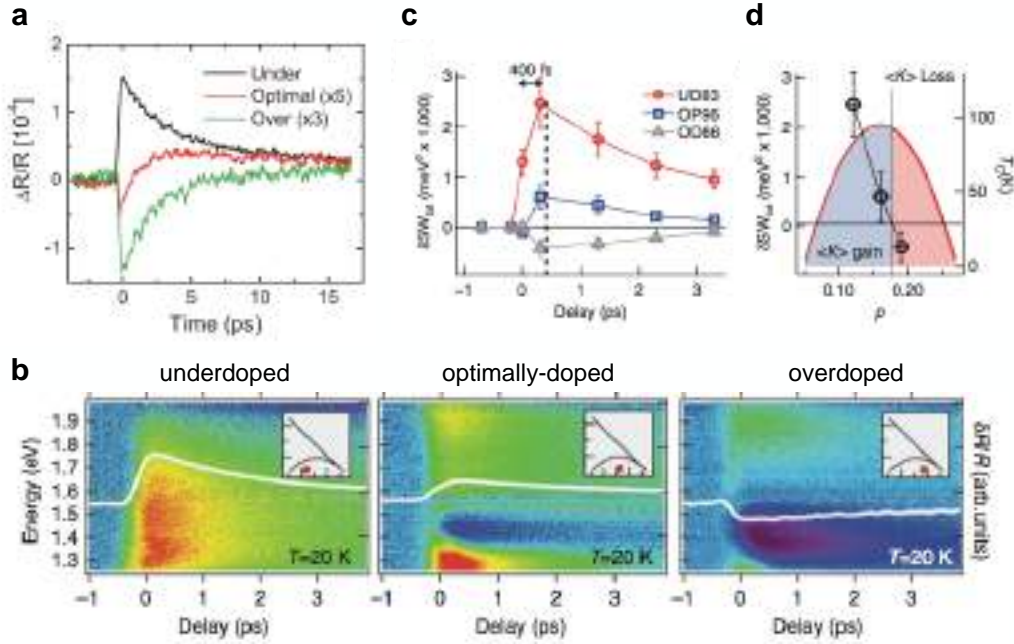


Figure 49. Time-resolved optics in superconducting cuprates. **a**) The single-colour relative reflectivity variation, $\delta R/R(t)$, measured in the superconducting phase of $\text{Bi}_2\text{Sr}_2\text{Ca}_{1-y}\text{Dy}_y\text{Cu}_2\text{O}_{8+\delta}$ crystals with different hole concentrations. The superconducting temperatures are $T_c=71$ K (underdoped), $T_c=94.5$ K (optimally doped) and $T_c=77$ K (overdoped). Taken from [191]. **b**) The broadband relative reflectivity variation, $\delta R/R(\omega, t)$, measured in the superconducting phase of Y-Bi2212 crystals with different hole concentrations. The superconducting temperatures are $T_c=83$ K (underdoped), $T_c=96$ K (optimally doped) and $T_c=86$ K (overdoped). The insets display schematically the position of each measurement in the T - p phase diagram of Y-Bi2212. The white lines are the time traces at 1.5 eV photon energy. Taken from [43]. **c**) The spectral weight variation, δSW_{tot} is reported at different delays for the three dopings. **d**) The black circles represent the maximum δSW_{tot} , i.e. the δSW_{tot} measured at 400 fs, as a function of the doping level. Taken from Ref. 43.

tivity undergoes an ultrafast filling, while the equilibrium condition is recovered on the picosecond timescale [360]. Overall, THz and mid-infrared data clearly confirm the scenario suggested by all-optical measurements, i.e., the ultrafast excitation triggers a strong decrease of the superconducting fraction, that progressively recovers on the picosecond time scale.

A possible explanation of the relation between the optical properties in the visible and the superconducting condensate was suggested by time-resolved reflectivity measurements on $\text{Bi}_2\text{Sr}_2\text{Ca}_{1-y}\text{Dy}_y\text{Cu}_2\text{O}_{8+\delta}$ (BSCCO) crystals with a hole-doping concentration that spans a significant range of values across optimal doping ($p_{opt}=0.16$) [191]. These experiments demonstrated that both the kinetics of the quasiparticle decay and the sign of the $\delta R(t)/R$ signal change abruptly at optimal doping, as shown in Fig. 49a. As a consequence, the $p = p_{opt}$ value discriminates between two regions characterized by a different nature of the superconducting phase transition. Taking inspiration from the results coming from equilibrium optical spectroscopies [423–425], it was suggested that the change of sign of $\delta R(t)/R$ could be the fingerprint of a spectral weight transfer from the condensate $\delta(\omega)$ function (see Sec. 4.1.4) to higher frequencies.

This problem was unambiguously addressed after the advent of multicolour experiments that opened the possibility of probing the dynamics of the dielectric function over a broad energy range. In order to perform low-fluence experiments in which the pump energy does not overcome the threshold for the impulsive vapor-

ization of the superconducting condensate (see Secs. 5.1.1 and 6.2.1), a pump probe technique based on the supercontinuum white light produced by a photonic fibre seeded by a high-rep. rate Ti:sapphire oscillator was developed [41]. This novel optical pump-supercontinuum-probe technique was used to investigate the dynamics of the optical properties in the 1-2.5 eV energy range in $\text{Bi}_2\text{Sr}_2\text{Ca}_{0.92}\text{Y}_{0.08}\text{Cu}_2\text{O}_{8+\delta}$ (Y-Bi2212) crystals at different doping, unveiling a superconductivity-driven change of an optical transition at 1.5 eV (see Fig. 49b) [43]. This result unveils an unconventional mechanism at the base of the superconducting transition, both below and above p_{opt} , whose nature can be inferred by calculating the spectral weight variation of the 1.5 eV transition, i.e., $\delta SW_{1.5\text{eV}} = SW_{1.5\text{eV}}^N - SW_{1.5\text{eV}}^{SC}$, as defined in Sec. 4.1.5. As shown in Fig. 49c, the sign change at $p = p_{opt}$ of the $\delta R/R(t)$ signal is just the consequence of a transition from positive to negative $\delta SW_{1.5\text{eV}}$ values. This observation entails important consequences on the nature of the superconducting phase transition, since the spectral weight change of the interband transitions can be related to the change of the average kinetic energy of the charge carriers. By assuming that $\delta SW_{1.5\text{eV}}$ is compensated by an opposite change of the Drude spectral weight, the kinetic energy variation ($\delta\langle K \rangle$) of the charge carriers is obtained by [43]:

$$\delta\langle K \rangle = 8\hbar^2 \delta SW_{1.5\text{eV}} \cdot (83\text{meV/eV}^2) \quad (89)$$

Using Eq. 89, the estimated superconductivity-induced kinetic energy decrease per Cu atom. For the underdoped sample is estimated to be ~ 12 meV, which is very close to the superconductivity-induced kinetic energy gain predicted by several unconventional models [238, 426]. In this picture, the $p = p_{opt}$ value delimits two regions that correspond to the crossing from a kinetic energy gain- to a potential energy gain-driven superconducting transition (see Fig. 49b), consistent with predictions of the 2D Hubbard model [313]. These results clarify the origin of the doping- and temperature-dependent $\delta R/R(t)$ signal measured in single-colour optical experiments and demonstrate that the dynamics of Δ_{SC} can be reconstructed from the dynamics at optical frequencies.

The interplay between the low-energy physics and the high-energy optical transition has been further supported by other experiments based on the use of transient broad-band reflectivity. In particular signatures of the dynamics of Δ_{SC} in $\text{La}_{1.85}\text{Sr}_{0.15}\text{CuO}_4$ (LSCO) have been found at the typical scale of the Mott physics (2.6 eV) [326]. More recently, a direct link between the *c*-axis phonon modes and the high-energy in-plane optical properties in optimally doped YBCO was made by a similar technique [427].

A new window on the ultrafast dynamics of high- T_c superconductors was opened by the recent development of high-resolution TR-ARPES experiments [59]. The high repetition rate of the ultrafast sources that can be currently employed for photoemission experiments guarantees the statistics necessary for low-fluence experiments in which the band dispersions and the electron self-energies are only slightly modified by the optical excitation. Considering the case of superconducting copper oxides, TR-ARPES experiments substantially confirmed the picture emerging from time-resolved optical technique, beside adding new valuable information related to the excitation and relaxation processes in the crystal momentum space. Unfortunately, the photon energy ($\hbar\omega \sim 6$ eV) of the fourth harmonics of the Ti:sapphire laser, that is commonly employed as the source of ultrashort pulses of UV photons, limits the accessibility window of this technique in copper oxides to the states that lie within ~ 1 eV from the Fermi energy and with a momentum that corresponds to

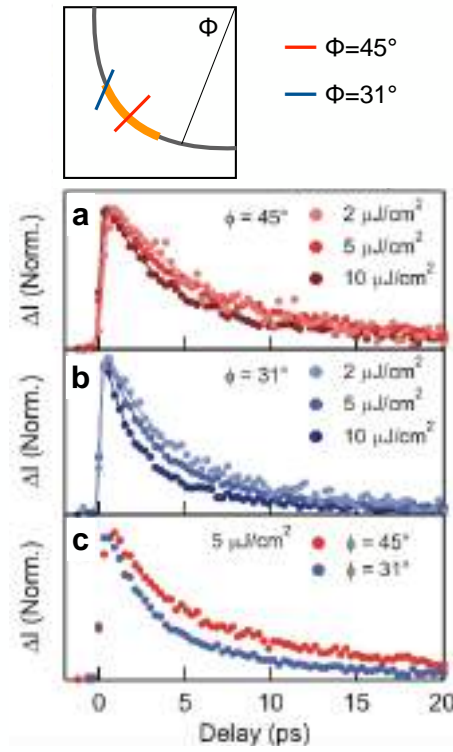


Figure 50. Relaxation dynamics of the ARPES intensity change at different pump fluences and \mathbf{k} -directions, measured by the azimuthal angle Φ . a) Nodal decay curves at different fluences normalized to the same amplitude. b) Off-nodal decay curves at different fluences normalized to the same amplitude. c) Nodal and off-nodal curves at the same fluence. Taken from Ref. 172.

a range of $\sim 27^\circ$ of azimuthal angle [173] from the nodal direction (45° , see the top panel in Fig. 50). As expected, the measurements of the pump-induced dynamics of the nodal quasiparticles in Bi2212 revealed a suppression of the nodal quasiparticle spectral weight, that is greatly enhanced in the superconducting state [173, 428]. As shown in Fig. 50a, the recovery dynamics of the QP spectral weight depends on the laser fluence and ranges from ~ 4 to ~ 7 ps, in agreement with the optical results that evidenced the strong superconductivity-induced bottleneck in the dynamics. Interestingly, the evidence of a superconductivity-induced change of the dynamics of the nodal QPs challenges the conventional picture dominated by the nodal-antinodal dichotomy, in which the nodal QPs should be almost unaffected by the onset of superconductivity and the opening of a d -wave gap [428]. Further results [369], also demonstrated the unexpected possibility of establishing a link between the nodal quasiparticles and the cuprate phase diagram, as can be inferred from equilibrium and out-of-equilibrium optical (see Sec. 5.2.7). Even though the issue of the \mathbf{k} -dependence of the relaxation dynamics has not been completely clarified [172, 173], the TR-ARPES measurements far from the node seem to suggest that the decay of hot QPs towards the node is blocked by phase-space restrictions, while the recovery of the equilibrium superconducting state is dominated by the Cooper pair recombination in a boson bottleneck limit [173].

Current efforts in the field of TR-ARPES measurements are directed to quantitatively extract the dynamics of the band dispersion and of the electron self-energy and to address the nature of the boson modes which drive the formation of a non-thermal electron/hole distribution in the "boson"-energy window $E_F - \hbar\Omega < \hbar\omega < E_F + \hbar\Omega$ [429] and its successive relaxation through electron-boson coupling [430]. Recent data on optimally-doped Bi2212, evidenced a transient shrink-

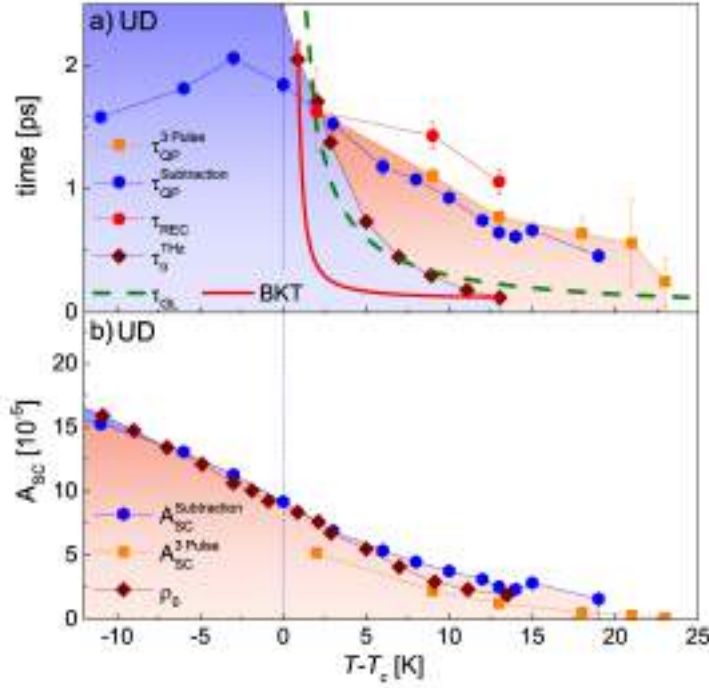


Figure 51. A summary of the pairing amplitude and phase coherence dynamics near T_c measured with different methods in Bi2212: (a) The recovery time of the optical superconducting signal (τ_{REC}), the QP recombination time τ_{QP}^{3Pulse} measured by the three pulse technique and the QP recombination time $\tau_{QP}^{Subtraction}$ from Pump-probe measurements obtained by subtraction of the pseudogap signal. A fit to the data using a Berezinsky-Kosterlitz-Thouless model [364] is shown by the solid red line. The green dashed line shows the fluctuation lifetime τ_{GL} given by time-dependent Ginzburg-Landau theory. The phase correlation time τ_{THz} from THz conductivity measurements is shown for comparison. (b) The amplitude of the SC signal A_{SC}^{3Pulse} and A_{SC}^{Pp} obtained by three pulse and the Pump-probe measurements respectively. The THz response is also shown. As expected on the basis of the response functions discussed in Sections 4.1.4 and 4.2, the superfluid density ρ_0 from THz measurements shows remarkably close agreement with the amplitude of the optical response A_{SC} , above T_c .

ing of the Fermi surface on the 200-500 fs timescale, which suggests a possible transient hole-photodoping as a consequence of the electron-hole asymmetry in the relaxation dynamics [371]. On the other hand, the analysis of the TR-ARPES experiments on Bi2212 and Pb-Bi2201 evidenced a transient decrease of the electron self-energy, which corresponds to a weakening of the electron-boson coupling [431]. The tight relation between the dynamics of the electron-boson coupling and that of the superconducting gap is also supported by the fact that the electron-boson coupling is unresponsive to the ultrafast excitation above the superconducting critical temperature [431]. These recent results, along with the current efforts to increase the probe photon energy through high-harmonics generation from high-repetition rate ultrafast sources, are expected to open new perspectives for the physics of correlated systems and high-temperature superconductors.

5.2.6. Fluctuations of the superconducting order parameter

The non-equilibrium spectroscopies offer also a new tool to investigate the role of the fluctuations in the superconducting transition. While in conventional superconductors the opening of the energy gap is simultaneous to the onset of a macroscopic phase coherence, in low-density and two-dimensional systems the phase fluctuations of the order parameter can prevent the formation of a macroscopic condensate, even though a pairing gap is already formed. In this regime the system is governed by a small coherence length, ξ , which tends to diverge at T_c following the power law $\xi \propto |T - T_c|^{-\nu}$. Similarly, the relaxation time τ , of the system is expected to diverge

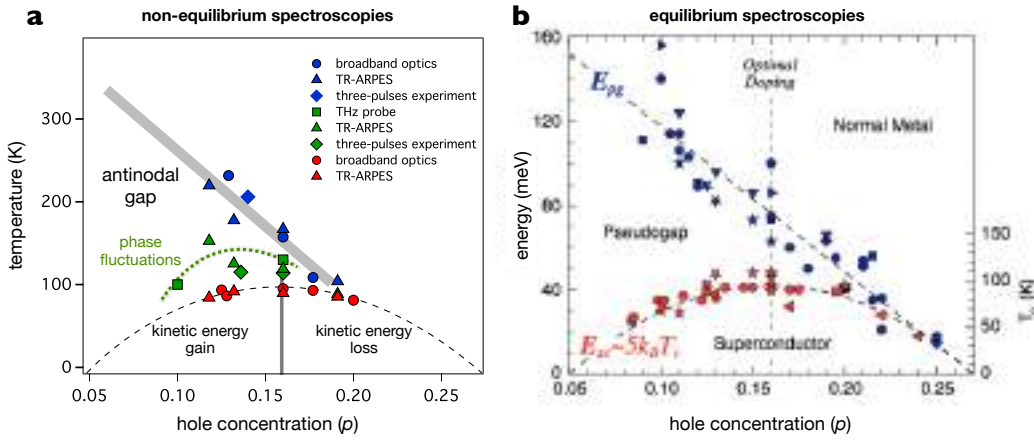


Figure 52. The phase diagram of superconducting copper oxides from non-equilibrium spectroscopies. **a)** The phase diagram of Bi2212 obtained by Non-equilibrium. **b)** Pseudogap and superconducting energy scales as obtained from equilibrium spectroscopies for various families (Bi2212, Y123, Tl2201 and Hg1201) of superconducting copper oxides with $T_{c,max}=95$ K. Taken from Ref. [218].

as $\tau \propto \xi^z$, where z and ν are the critical exponents [212].

THz spectroscopy directly probes the superfluid response and is thus a useful tool for measuring the temporal fluctuations of the superconducting order parameter. Broadband time-domain THz spectroscopy in Bi2212 [364] and $\text{La}_{2-x}\text{Sr}_x\text{CuO}_4$ [365] unveiled the persistence of superconducting correlations up to 16 K above T_c . The further development of the techniques also led to the development of more elaborate techniques in optical P-p experiments aimed at investigating the relaxation dynamics with high temporal resolution in the regime that is expected to be dominated by the phase fluctuations of the superconducting condensate. Indeed, using an all-optical three pulse technique (see Sec. 2.2) on Bi2212, the fluctuation dynamics of the superconducting pairing amplitude was separated from phase relaxation above the critical transition temperature. Both were shown to be distinct from the contribution related to the pseudogap phase [432] on the basis of their temperature dependence, and more recently on the basis of symmetry [327]. The results are summarized in Fig. 51z. Similar critical behavior near T_c have been recently obtained on thin Bi2212 films with optical pump-THz probe measurements, directly monitoring the dynamics of the mid-infrared conductivity [277]. Finally, also recent time-resolved ARPES measurements [369] suggested that the pump-induced modification of the nodal QP population is affected by the onset of superconducting pairing fluctuations at $T_{fl} > T_c$. Overall, these results strongly support the scenario in which the pairing gap amplitude of underdoped cuprates extends a few tens of degrees beyond T_c , while the phase coherence shows a power-law divergence as $T \rightarrow T_c$.

5.2.7. The cuprate phase diagram from non-equilibrium spectroscopies

Bringing together the results presented in the previous sections, we can easily realize that the non-equilibrium spectroscopies, which combine temporal and spectral information, constitute a unique tool to investigate the phase diagram of copper oxides and, more in general, of correlated materials. In contrast with conventional techniques, such as ARPES, Raman scattering, tunneling, specific-heat measurements and scattering experiments, which usually probe a specific aspect, non-equilibrium technique are sensitive, within a single experiment, to a variety of phenomena ranging from the pseudogap to the onset of superconductivity. In the case of hole-doped copper oxides, the main non-equilibrium results collected in Fig. 52a, provide a comprehensive p - T phase diagram whose main properties can

be summarized as follows:

the normal state—The high-temperature and large-doping concentration region of the phase diagram is characterized by a relaxation dynamics similar to that observed in conventional metals. Two recovery times of the order of ~ 100 fs and ~ 1 -2 ps are usually observed and attributed to the coupling to the optical buckling and breathing phonons and, subsequently, to the rest of the lattice vibrations. The coupling of the charge carriers to short-range antiferromagnetic fluctuations is expected to be effective on the ~ 10 fs timescale (see Secs. 5.2.2 and 5.2.3).

the pseudogap state—When the doping concentration and temperatures are decreased, the ultrafast dynamics exhibits a sharp change in the sign of the relative reflectivity variation, which defines a $T_{neq}^*(p)$ pseudogap-like line that approaches the superconducting dome in the overdoped region. This drastic change in the dynamics has been attributed to a photoinduced decrease of the scattering rate related to the photoinjection of antinodal excitations. Notably, TR-ARPES measurements showed that the opening of the antinodal pseudogap also affects the relaxation dynamics of *nodal* quasiparticles, challenging the concept of complete nodal-antinodal dichotomy (see Sec. 5.2.4). Furthermore, polarization-sensitive ultrafast measurements suggested an underlying *s*-wave symmetry of the pseudogap-related signal, in contrast to the common assumption of a pure *d*-wave pseudogap (see Sec. 4.2.3). Interestingly, the region defined by the $T_{neq}^*(p)$ corresponds to the region of the T - p phase diagram where an anomalous increase of the conductivity, interpreted as a transient superconducting-like state, has been reported after mid-infrared excitation (see Sec. 6.2.2).

the superconducting dome—When the systems is cooled down below the critical temperature, the photoinduced relaxation dynamics is dramatically modified, as clearly shown by all the different non-equilibrium techniques. On a very general level, the recovery dynamics suddenly increases from the ~ 100 fs to the $\gg 1$ ps timescale, as soon as $T < T_c$. This drastic increase of the recovery time is attributed to a bottleneck process, in which the pair-breaking excitations photoinjected by the pump pulse are trapped on the upper edge of the superconducting gap as a consequence of the interaction with the gap-energy bosons emitted in the recombination process and of the phase-space constraints for the scattering processes. Even though a comprehensive model of the microscopic processes responsible for the relaxation dynamics are still missing, many experimental and theoretical efforts have been recently made to clarify this fundamental aspect in the hope of finding the signature of the elusive superconducting bosonic glue. Furthermore, non-equilibrium optical spectroscopies have demonstrated that the superconducting transition is accompanied by a change of the spectral weight of the optical transitions at the energy scale (1.5-2.5 eV) of the charge-transfer process, which suggest the transition from a kinetic energy-driven superconducting transition in the underdoped region to a more conventional potential energy-driven process in the overdoped region (see Sec. 5.2.5).

the phase-fluctuation region—In the underdoped region of the phase diagram, the superconducting signal persists well above the critical temperature T_c . This has been interpreted as the signature of an underdoped region dominated by the phase-fluctuations of the superconducting order parameter which destroy the long-range order (see Sec. 5.2.6).

Overall, the non-equilibrium spectroscopies demonstrated an enormous potential in directly probing the rich physics of the copper oxides phase diagram. Current efforts mainly focus on experimentally accessing the dynamics of the antinodal excitations, on investigating the interplay between the charge-order phenomenon and the superconductivity and finally unveiling which are the boson modes involved in the pairing mechanism.

5.2.8. *Time-domain competition between different orders*

Time-resolved techniques constitute a natural tool to investigate the interplay among multiple orders that can cooperate or compete to determine the actual ground state of complex materials. Recalling the Ginzburg-Landau equations (see Eqs. 47, 48 and 49) for two coupled order parameters (η_1 and η_2), it is easily to show that the recovery dynamics of the two orders are interdependent. This observation has important consequences that can be exploited in time-domain experiments: i) when the intrinsic lifetimes (τ_{11} and τ_{22}) of the order parameters are significantly different, it is possible to partially quench one of the two and track in the time-domain their subsequent coupling during the restoring of the ground state; b) if $\tau_{11} \sim \tau_{22}$, then the optical pump can be used to completely quench one of the phases and probe the intrinsic dynamics of the residual order parameter.

Coupled dynamics of multiple orders. The coupled dynamics of different order parameters has been studied in a variety of systems, such as nickel and copper oxides. One the simplest examples is the $\text{La}_{1.75}\text{Sr}_{0.25}\text{NiO}_4$ nickelate that exhibits simultaneous spin and charge orders in the stripy phase. In particular, while the formation of the one dimensional charge density waves (CDW) breaks the translational symmetry, the antiferromagnetic spin order (SO), which requires the pre-existing CDW, breaks both translational and rotational symmetries. By using time-resolved femtosecond resonant X-ray diffraction at the Ni- L_3 edge [73], which is sensitive to the modulation of the Ni valence electrons at the CDW and SO wavevectors, it has been shown that the dynamics of the two symmetry-broken phases is strongly coupled in the time-domain (see Fig. 53), i.e. $\tau_{12} \geq \tau_{11}, \tau_{22}$, despite the fact that the energy scales for the orders differ by at least an order of magnitude. This work stimulated the theoretical investigation of the role of the amplitude and phase fluctuations in the coupled CDW and SO dynamics, demonstrating that the amplitude dynamics dominates the initial time scale (~ 2 ps), while the phase recovery controls the behaviour on the long-timescale (> 20 ps) [74].

More recently, femtosecond soft X-ray diffraction at the Cu- L_3 edge resonance was combined with mid-infrared excitation to investigate the melting of the charge order and its interplay with superconductivity in copper oxides [76, 77]. In particular, upon resonant excitation of the in-plane Cu-O stretching mode in $\text{La}_{1.875}\text{Ba}_{0.125}\text{CuO}_4$, the charge stripe order was found to melt on a sub-picosecond time scale, while the low-temperature tetragonal distortion was only weakly perturbed (and on longer timescales). Similar measurements were also performed on $\text{YBa}_2\text{Cu}_3\text{O}_{6.6}$ [76]. Interestingly, the melting of the in-plane charge-density wave was shown to be directly connected to the photo-enhancement of the coherent inter-layer transport [263, 264], suggesting that the charge-order phenomenon competes with the superconductivity. Above T_c , superconductivity remains a hidden phase, which can be accessed by nonlinear phonon excitation [72, 433].

Time-resolved optical techniques have been also employed to investigate possible phases that compete with superconductivity in $\text{Tl}_2\text{Ba}_2\text{Ca}_2\text{Cu}_3\text{O}_y$ [434] and $(\text{Ba}, \text{K})\text{Fe}_2\text{As}_2$ [378], in which spin-density wave (SDW) order anticipates the superconducting transition at $T=28$ K.

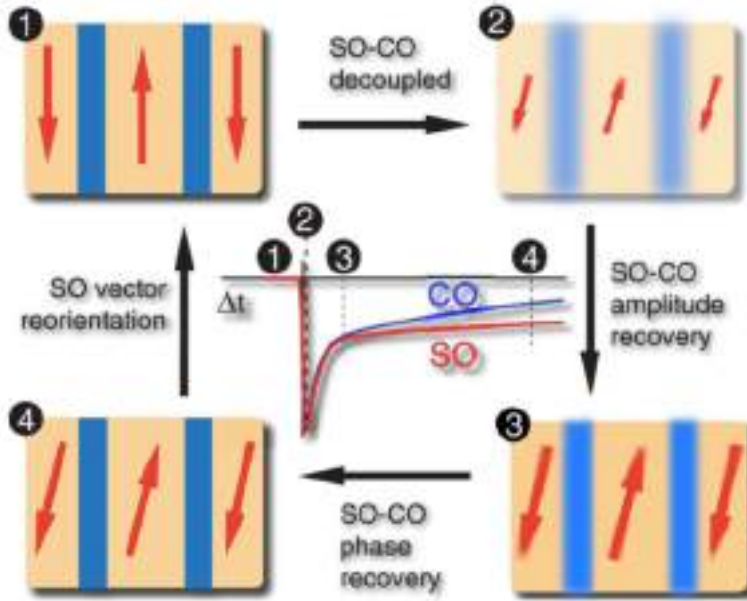


Figure 53. Cartoon of the dynamics of CDW (blue areas) and SO (yellow areas) orders in $\text{La}_{1.75}\text{Sr}_{0.25}\text{NiO}_4$ at four different stages. The intensity of the colours is proportional to the amplitude of the CDW and SO orders. Taken from Ref. 73.

Quite naturally, much effort has been dedicated to clarify the nature of the interplay between the pseudogap (PG) and superconductivity (SC) in doped copper oxides. Single-colour P-p experiments promptly revealed a coexistence of the PG and SC signals below T_c , which allows the direct separation of the charge dynamics of PG and SC excitations [196, 351]. The advent of broadband time-resolved experiments constituted a breakthrough in the understanding of the relation between the PG and SC phases. The broadband probe provides spectral fingerprints of the different phases that can be exploited to unambiguously disentangle their dynamics, even in the regime in which one of the two orders is vanishing. This technique has been applied to investigate $\text{Bi}_2\text{Sr}_2\text{Ca}_{0.92}\text{Y}_{0.08}\text{Cu}_2\text{O}_{8+\delta}$, demonstrating that once superconductivity is established, the relaxation of the pseudogap proceeds two times faster than in the normal state. The sign and strength of the coupling term suggest a weak competition between the two phases, allowing their coexistence [373]. Similar results, which suggest a repulsive interaction between superconductivity and another fluctuating order, have been also obtained on the $\text{Nd}_{2-x}\text{Ce}_x\text{CuO}_{4+\delta}$ electron-doped cuprate [357].

Ultrafast quench of the superconducting phase. The possibility of using an ultrashort light pulse to completely quench the superconducting phase constitutes a further development in the time-domain study of the PG-SC interplay. More specifically, above a fluence-threshold of the order of few $\mu\text{J}/\text{cm}^2$, the Cooper pairs with long-range order are fully destroyed within the photoexcited volume (see discussion in Sec. 6.2.1). Above this threshold, it is possible to isolate the native SC signal and to study how the PG signal is modified during the recovery of the long-range superconducting order [175]. Time-resolved broadband spectroscopy on $\text{Bi}_2\text{Sr}_2\text{Ca}_{0.92}\text{Y}_{0.08}\text{Cu}_2\text{O}_{8+\delta}$ demonstrated that the relaxation of the pseudogap becomes significantly slower once the SC phase is removed through the impulsive

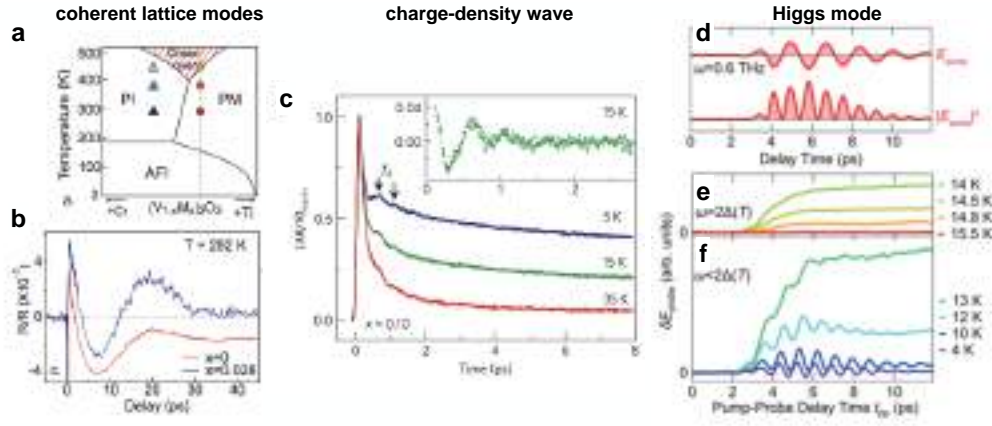


Figure 54. Optical generation of coherent bosonic waves. **a)** Phase diagram of doped vanadium sesquioxide (V_2O_3). **b)** Relative reflectivity variation measured in a single-colour P-p experiment on V_2O_3 and $V_{1.944}Ti_{0.056}O_3$. Taken from Ref. 435. **c)** Relative reflectivity variation measured in a single-colour P-p experiment on $La_{1.9}Sr_{0.1}CuO_4$ at different temperatures. Taken from Ref. 436. The change in the probe THz electric field, δE_{probe} , as a function of the P-p delay time t_{pp} , measured on superconducting NbN. Taken from Ref. 437.

optical excitation [373]. This result suggests a dynamically competing relation between SC and PG, in agreement with the results obtained as a function of the temperature [373]. The presence of multiple competing ordering tendencies has been also argued by TR-ARPES measurements on $Bi2212$ [370], which evidenced a marked anisotropy in the fluence-dependent response of the gap.

5.3. Optical generation of coherent bosonic waves

The excitation with an external stimulus that is shorter than the typical lifetime of a specific mode is able to induce a macroscopic coherent oscillation of the mode itself, which can be detected by the probe pulse. Microscopically, the impulsive excitation mechanism can be described as an inverse Raman scattering process (see Sec. 4.2.3), in which the modes with the symmetry determined by the Raman tensor [5, 6] can be excited. In the particular case of symmetry-broken phases, the oscillation of the mode at the proper frequency ω_0 can be viewed as the dynamics around the equilibrium value of the order parameter, as determined by the *mexican-hat* potential landscape described in Sec. 3.5. The possibility of tracking in the time-domain the oscillation of the order parameter, constitutes the time-domain counterpart of the conventional energy-domain Raman spectroscopy and it has been applied for the investigation of a wealth of different systems. Historically, most of the work has been focused on optical coherent phonon modes that can be easily excited and detected in many materials. More recently, also the possibility of investigating the coherent oscillations of charge-density wave modes and the massive amplitude modes (Higgs modes) in *s*-wave superconductors has opened interesting perspectives. Even though the discussion of the huge amount of literature about the coherent excitation of optical phonons and CDW modes goes beyond the scope of the present review and it would require a separate work, we will here present some recent examples to show how it is possible to exploit coherently excited bosonic modes for understanding the properties of unconventional superconductors and other correlated materials.

5.3.1. Lattice modes

A major advances in the field was achieved after the observation of coherent optical phonons under the form of distinct oscillations in the single-colour P-p sig-

nal on $\text{YBa}_2\text{Cu}_3\text{O}_7$. Surprisingly, both the amplitude and the dephasing time of a specific mode at ~ 15 meV, which involves the motion of the Ba atoms, were found to drastically increase below T_c [8]. This result underscored, for the first time, a direct relation between coherent phonon modes and the superconducting condensate. As a possible explanation, *ab-initio* calculations suggested that the superconductivity-induced change of the density of states at the Fermi level induces a small displacement in the equilibrium positions of the ions. As a consequence of the partial quench of the superconducting condensate, induced by the pump pulse, the ions are pulled back to their normal equilibrium positions, thus exciting coherent phonons [438]. This picture has been later completed by means of broadband time-resolved measurements which showed that the coherent movement of the Ba atoms resonantly modulates the optical properties at a very high energy-scale (2-2.4 eV) [427]. DMFT calculations demonstrated that the specific atomic displacement of the Ba atoms strongly couples to the density of states at the Fermi energy, thus affecting the high-energy optical transitions from the lower Hubbard band to the Fermi level [427].

The possibility of inducing lattice oscillations to coherently modulate the density of states at the Fermi level and, in turn, the chemical potential has been also widely explored in iron-based superconductors. While P-p reflectivity measurements on $\text{Ba}(\text{Fe}_{1-x}\text{Co}_x)_2\text{As}_2$ did not evidence any difference below and above the critical temperature [379], TR-ARPES on $\text{Ba}/\text{Eu}(\text{Fe}_{1-x}\text{Co}_x)_2\text{As}_2$ showed a pronounced oscillation of the Fermi level at the frequency of the A_{1g} phonon mode [439]. These results have been interpreted as the fingerprint of the modulation of the effective chemical potential in the photoexcited surface region [408, 439]. Furthermore, the use of few-cycle multi-THz pulses enabled to directly track the evolution of the spin-density-wave (SDW) gap of BaFe_2As_2 after the ultrafast excitation. Interestingly, it was found that the SDW gap is induced upon excitation of the normal state above the transition temperature and that the magnetic order adiabatically follows the coherent lattice oscillation at a frequency of 22 meV (5.5 THz). These results attested a strong spin-phonon coupling that supports the rapid development of a macroscopic order on small vibrational displacement even without breaking the symmetry of the crystal [381].

Finally, the excitation of coherent acoustic waves has been exploited to investigate the interplay between the lattice and the electrons in proximity of the insulator-to-metal phase transition in Cr(Ti)-doped V_2O_3 (see Fig. 54a,b), which constitutes the paradigm of a Mott-insulator [435].

5.3.2. Charge-Density-Waves

The spontaneous development of charge-order patterns, which break the translational symmetry, is a common property of many correlated materials. The paradigmatic case is the charge-density wave (CDW) instability that emerges from the Fermi-surface nesting at the wavevector \mathbf{Q}_{CDW} , as a consequence of the coupling between the charge density and the lattice (Peierls instability). Besides this basic mechanism, the CDW instability can also be caused or enhanced by the electron-electron interactions, which can eventually lead to the formation of Mott or excitonic insulators, and by disorder (Anderson localization mechanism). It was recently realized that time-resolved optical spectroscopy can be used to quench the CDW order and to measure the recovery dynamics of the equilibrium state. This technique provided a new way for disentangling the role of the elementary electronic and structural processes and thus identifying the dominant interactions responsible for the insulating state and for the CDW instability [440, 441]. A comprehensive picture of the melting and reconstruction of the CDW order has been obtained by extending the time-domain investigation to the lattice degrees of freedom, through

the use of time-resolved electron diffraction on TaS₂ [442].

Besides the clarification of the fundamental interactions responsible for the CDW instability, ultrafast technique can be also used to generate coherent oscillations of the CDW mode. Since the CDW instability is one of the most simple and robust examples of second-order phase transition, in which a complex order parameter $\Delta \exp(i\mathbf{Q} \cdot \mathbf{r} + \phi)$ emerges at $T < T_c$, the CDW systems can be used as a platform to study the dynamics of symmetry-broken phases and the decay of the amplitude/phase modes. Coherent oscillations at the frequency corresponding to the lattice mode which drives the Peierls instability have been observed in various rare-earth tritellurides, in TaSe₂, in K_{0.3}MoO₃, Rb_{0.3}MoO₃ and in TiSe₂ by conventional optical pump-probe [443, 444], three-pulses optical experiments [35], TR-ARPES [382, 445], THz spectroscopy [272] and time-resolved X-ray diffraction [446].

In P-p experiments the initial quench of the order parameter, $\delta\eta_0(t, \vec{r})$, is confined to the thin superficial layer corresponding to the pump penetration length. The intrinsic inhomogeneity of the excitation process leads to a complex spatio-temporal dynamics of $\delta\eta(t, \vec{r})$ that can be reproduced by a second-order differential equation that is derived by the Ginzburg-Landau functionals (see Sec. 3.5) [35]. The results of time-resolved spectroscopies on CDW materials triggered a theoretical effort, that is still at its infancy, to develop non-equilibrium microscopic models that can reproduce the temporal evolution of the CDW gap, the charge distribution and the density of states at the Fermi level [447, 448]. More in general, the study of the temporal evolution of systems undergoing symmetry breaking phase transitions is relevant for the Kibble-Zurek mechanism that has an impact that goes beyond condensed-matter physics, extending to cosmology and finance.

As discussed in Sec. 3.1.4 the physics of the CDW instability is also relevant for copper oxides superconductors. The universal tendency to develop short-ranged incommensurate CDWs that break the translational symmetry has been recently reported in both hole- and electron-doped copper oxides [134, 142, 143, 376, 449–453]. These finding opened new intriguing questions about the origin of the CDW instability (Fermi surface nesting *vs* electronic mechanism) and its relation with the pseudogap and superconducting phases. In general, the CDW order is considered as an instability that competes with superconductivity, drastically reducing the T_c in the under-doped region of the phase diagram of copper oxides. The possibility of impulsively removing the CDW order and of achieving its control by optical means, would open interesting, though challenging, ways to increase the critical temperature of copper oxides. Recently, the observation of a coherent oscillation at 2 THz in a single-colour P-p experiment has been reported in underdoped La_{1.9}Sr_{0.1}CuO₄ films ($T_c = 26$ K) up to a temperature of ~ 100 K (see Fig. 54a,c) [436]. This oscillating signal has been attributed to a highly-damped collective mode of the fluctuating CDW. The observation that the CDW mode vanishes in the optimally-doped La_{1.84}Sr_{0.16}CuO₄ compound ($T_c = 38.5$ K), supports the scenario of a competing interaction between the CDW order and superconductivity. Furthermore, the extremely short lifetime of this mode (~ 300 fs) demonstrates the capability of ultrafast spectroscopies to investigate fluctuating phenomena that would remain inaccessible by frequency-domain spectroscopies. A similar result was also reported for underdoped YBa₂Cu₃O_{6+x}, where a coherent oscillation with frequency $\nu = 1.87$ THz and doping-dependent onset temperature ($T_{CDW} = 105(130)$ K for $x = 0.67(0.75)$) [223] has been detected via P-p optical spectroscopy. Interestingly, the characteristics of the CDW mode change when the system is cooled below the superconducting temperature. For $T < T_c$, the CDW oscillation amplitude increases, the phase shifts by π , and the frequency decreases by $\delta\nu/\nu \sim 7\%$. The analysis through the coupled Ginzburg-Landau equations (see Eqs. 47, 48

and 49 in Sec. 3.5) also supports the competing scenario between superconducting and CDW orders [223]. Finally, recent femtosecond X-ray scattering experiments on underdoped YBCO, in which the vibrational modes involving the apical oxygen are excited through a mid-IR ultrashort pulse, have been performed [76]. The observation that the CDW is significantly quenched when the c -axis transport is photo-enhanced (see Sec. 6.2.2), further confirms the CDW-SC competing scenario as the most plausible.

5.3.3. Superconducting amplitude modes

A very interesting topic that is attracting great attention concerns the possibility of directly observing the collective amplitude mode (AM) of the superconducting condensate. This mode corresponds to the oscillation of the order parameter $\eta(t)$ about the equilibrium value η_{eq} (see Sec. 3.5) at the proper frequency $2\Delta_{SC}$. The existence of an intrinsic oscillation frequency, which is derived from the microscopic BCS theory, implies that the collective mode has acquired a *mass*, in analogy with the Higgs mechanism in the Standard Model. For an historical review of the subject, see Refs. 454 and 455. In principle, two main obstacles should impede the excitation and the observation of the AM in a s -wave superconductor: i) its frequency resonates with the energy necessary to break Cooper pairs, resulting in a strong damping of the mode itself; ii) it does not couple directly to electromagnetic fields in the linear response regime. However, it was soon realized that when the superconductivity coexists with the CDW order, the competing CDW gap pushes the total effective energy necessary to inject electron-hole excitations up to a value larger than $2\Delta_{SC}$. Therefore, the simultaneous presence of the CDW order avoids the strong overdamping of the AM [456] and, furthermore, if there is any coupling between CDW and superconductivity, the AM becomes Raman active [456, 457]. As the most promising candidate, the CDW superconductor NbSe₂ attracted many attentions. In this dichalcogenide, the onset of the superconducting phase, characterized by a $T_c=7.1$ K and $\Delta_{SC} \sim 1.2$ meV, is anticipated by the onset of the CDW order at $T_{CDW}=33$ K and $\Delta_{CDW} \sim 5$ meV. Indeed, a collective mode attributed to the Higgs AM was recently measured in NbSe₂ through Raman scattering [458]. The attribution to the AM was corroborated by the comparison of the results on NbSe₂ with those on its isostructural partner, NbS₂, which lacks the charge density wave order and, accordingly, does not exhibit the signature of the AM.

These results triggered an effort toward the time-domain investigation of the elusive AM in conventional (s -wave) superconductors. It was argued that the hallmark of the AM should be an oscillation of the gap edge at twice the gap frequency [459]. The direct detection of this mode could be achieved via either TR-ARPES or optical spectroscopy in the gap energy range (THz) [460, 461]. In the case of optical P-p measurements, the collective oscillatory response in the optical conductivity can be resonantly enhanced by tuning the frequency of the order-parameter oscillations to the energy of an optical phonon mode that is coupled to the superconducting AM [462].

Unfortunately, the main problem in designing such a time-domain experiment is related to the excitation process. While, in principle, the inverse Raman process in a CDW-SC system could be exploited to launch coherent AM, the excitation with photon energy $\hbar\omega \gg 2\Delta_{SC}$ would result in the strong photoexcitation of the electron-hole continuum which would probably destroy the superconducting phase. This problem was recently solved by employing a sub-gap THz excitation scheme, in which the intensity of the THz pump pulse is strong enough to *non-linearly* couple to the superconducting condensate, thus exciting the AM beyond the linear response regime [463]. Time-domain oscillations at the frequency $2\Delta_{SC}$ were reported on Nb_{1-x}Ti_xN films via THz pump-THz probe experiments, in which

the probe directly monitors the dynamics of the absorption edge associated to the superconducting gap. As a further development, it was demonstrated the resonant excitation of collective modes in NbN via non-linear excitation with a coherent THz field. The superconducting nature of the resonance has been demonstrated by the occurrence of a large terahertz third-harmonic generation when the frequency of the THz pulse matches the value of the superconducting gap [437]. While it was originally proposed that this effect could be ascribed to the resonant excitation of the AM mode [437], it has been recently argued that the contribution of the AM is largely subdominant with respect to the collective excitation of Cooper pairs [464]. The reason is that even if the AM oscillates three-time faster than the incoming light, it weakly couples to the optical probe, that induces a collective density fluctuation. As shown in Ref. [464] the non-linear optical process behind the third-harmonic generation shares interesting analogies with equilibrium Raman spectroscopy, including a polarization dependence that could be tested, e.g. in cuprates, to selectively excite the AM.

The problem becomes even more complex in the case of unconventional superconductors, which exhibit a d -wave order parameter. In these systems, it was theoretically shown the existence of a rich assortment of Higgs bosons, each in a different irreducible representation of the point-group symmetry of the lattice [465]. Recently, non-equilibrium broadband optical spectroscopy on copper oxides showed coherent oscillations at the gap frequency, which were attributed to the oscillations of the Cooper pair condensate and were discussed by an NMR/electron spin resonance formalism [326]. Interestingly, the coherent oscillations affect the high-energy optical properties at the typical scale of Mott physics (2.6 eV). This finding further supports the scenario of a strong interplay between the high- and low-energy scale physics in unconventional superconductors (see Secs. 5.2.5 and 5.3.1).

The route towards the optical control of AM modes in unconventional superconductors is still long, but the recent advances in ultrafast techniques provide interesting routes to investigate the character of the order parameter and its coupling to other degrees of freedom [466], such as phonons, magnons or charge-density oscillations, and to develop novel schemes toward non-linear quantum optics in superconductors.

6. Toward the optical manipulation and control of electronic phases in correlated materials

The main body of this review is dedicated to time domain studies performed in the limit of small perturbation. The light pulses trigger a small redistribution of energy among the different degrees of freedom and the time evolution of the observables measured is used to unveil the basic interactions determining equilibrium properties in complex materials. A different regime of time domain spectroscopy explores the limits where light pulses can perturb the overall physical properties of materials on picoseconds timescales, enabling, in principle, an ultra-fast control over the material properties. The possibility of controlling materials properties on sub-picosecond timescales led, in the last decades, to a large number of experiments exploring photo-induced *phase transformations*¹ "impulsively" injecting a large number of excitations in a suitable material. The basic idea of these experiments is to drive

¹Here we use the wording *phase transformations* to address the field which commonly goes under such name. Nevertheless we will argue here that the use of the wording *non-equilibrium phase* is often misleading and we propose in the following a new classification of the phenomena leading from photo-excitation to the onset new material functionalities

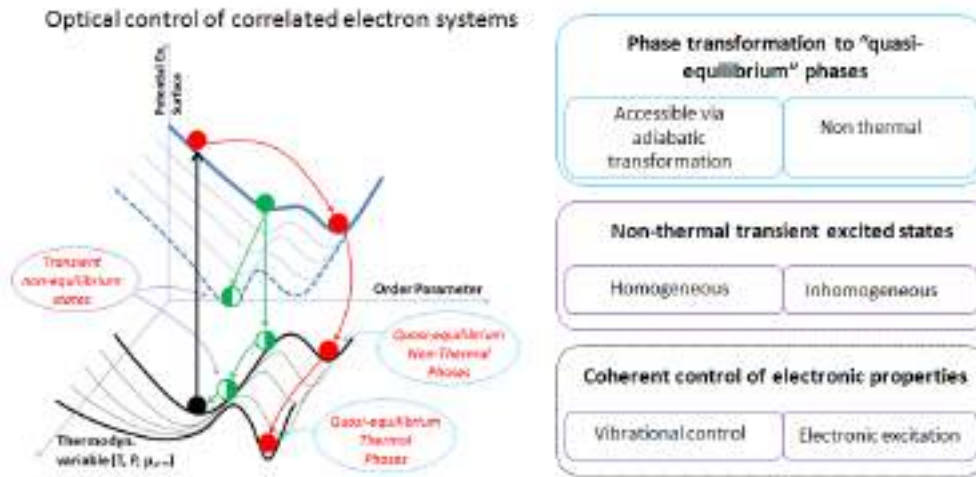


Figure 55. Sketch for optical control of correlated electron systems. Photo-excitation can be used to produce transient macroscopic material's functionalities not present at equilibrium. The onset of such functionalities is typically the result of the transient non-equilibrium pathways triggered by photo-excitation (left sketch). The main advantages of this approach is twofold. On one hand the new functionality can be obtained on timescales which are not limited by thermodynamic constraints (sub ps), while on the other hand, the non-adiabatic nature of the processes can produce transient states not attainable at equilibrium. We propose here to classify the different evidences of transient light driven macroscopic change of physical properties as: phase transformation between quasi equilibrium phases, non-thermal transient excited states, and coherent control of electronic properties.

the transformations, by means of ultrashort light pulses "impulsively" injecting a large number of excitations. The photo-excitation within time windows shorter than the characteristic times of the relaxation processes drives the matter into highly non-equilibrium transient regimes characterized by anomalous energy distribution between electrons, ions, and spins, hence resulting in a sudden changes of the overall material properties. The non-equilibrium pathways leading to such effects depends on the different physics scenario specific of the material investigated. Unravelling such pathways is recognized as an important challenge for the community in the years to come and a conference series is dedicated to this topic since 1998, while a number of focused issues [467] and books [468] have been published.

Very often the light driven onset of a transient property in complex materials is reported as Photo-Induced-Phase-Transition (PIPT). Despite the common use of the wording PIPT, strictly speaking it is very rare that the onset of a new functionality is effectively associated to a new thermodynamic phase. Therefore, we propose here to classify the most common approaches to the ultrafast control of material properties under the following categories:

- i) **Photo-induced phase transition between quasi-equilibrium phases (PIPT)** ; i.e. light driven transient states characterized by new macroscopic functionalities which are associated to a well defined thermodynamics potential.
- ii) **Photo-Induced transient Non-Equilibrium States (PINES)**; i.e. transient light driven state with a new functionality but undefined thermodynamics potential.
- iii) **Coherent control of transient matter states (COHCO)**; i.e. transient states associated to the presence of the perturbing fields.

In this chapter we will proceed following the classification proposed and we will limit the discussion to some of the most intriguing experimental evidences and promising theoretical approaches to describe such regimes in correlated electron systems. Furthermore, we will limit the discussion to photo-induced phase transi-

tion (i) and transient non thermal states (ii). We stress that what reported here is not a comprehensive review on photo-induced phase transition and it should be rather seen as a selection of evidences reported to date. Actually the scope is to mainly provide a set of references related to this fast growing field along with a tentative framework to classify the most important results so far achieved.

6.1. *Photo-induced phase transitions (PIPT) between quasi-thermodynamic phases*

At equilibrium, the free energy that describes the phase of a material is at the global minimum given the value of the control parameters such as temperature and pressure. The crossing of the boundary between two different phases is commonly called phase transition and it occurs as the consequence of the variation of the control parameters. The concept beyond photo-induced phase transition to quasi-equilibrium phases is to use ultrashort light pulses as an additional control parameter. The intrinsic advantage of photo-excitation with respect to quasi-static changes of temperature or pressure lies in the fact that the photo-excitation creates a far from equilibrium distribution of the energy among the different degrees of freedom. This can trigger the formation of *thermal* and sometimes *non-thermal* metastable phases. The *thermal* phases are those that can be attained via a quasi-equilibrium changes of temperature and pressure. The *non-thermal* phases are metastable states accessible only via a pathway including transient non-equilibrium distribution of energy between the different degrees of freedom; i.e. non-thermal phases are those phases not observable in equilibrium phase diagrams.

A central role in the effort of achieving an ultrafast control of electronic properties has been played by transition metal oxides (TMOs). The rich phase diagram of many TMOs is the result of the intricate interplay between electrons, phonons, and magnons that often makes TMOs very susceptible to the fine tuning of control parameters such as the pressure, the magnetic field, and the temperature. The same responsiveness makes TMOs an ideal playground to design experiments where the interaction between ultra-short light pulses and matter can trigger the formation of transient phases with specific, sometime exotic, physical properties.

6.1.1. *Insulator-to-metal transition in transition metal oxides*

The technological drive for increasing data processing speed and storage density led to a significant effort dedicated to photo-induced insulator-to-metal transition in 3d transition metal oxides. In this framework, a large set of evidences revealing the transient changes of electronic properties have been discussed as photo-induced phase transitions. Various reports revealed that photo-excitation can lead to metallicity on picoseconds timescales in different transition metal oxides families ranging from manganites [469–472], iron oxides [70], and the vanadate families (VO_2 and V_2O_3) [473, 474]. These findings anticipated the possible realization of a new generation of metal-oxide-based ultrafast electronic devices, whose electronic properties can be controlled on sub-picosecond timescales, i.e. three or four orders of magnitude faster than current semiconductor-based devices. In the following we will shortly review the studies on VO_2 , allegedly the most widespread photo-induced phase transformation in inorganic compounds. The high electron density of the insulating phase (10^{22} electrons/ cm^3) as well as the vicinity of the equilibrium insulator-to-metal transition to ambient temperatures led to large number of experiments with different time-domain techniques, such as time-resolved X-ray [66, 475] and electron diffraction [476, 477], P-p spectroscopies in the THz/mid-IR/visible ranges [260, 271, 473, 478–481] and time-resolved photoemission spectroscopy [482].

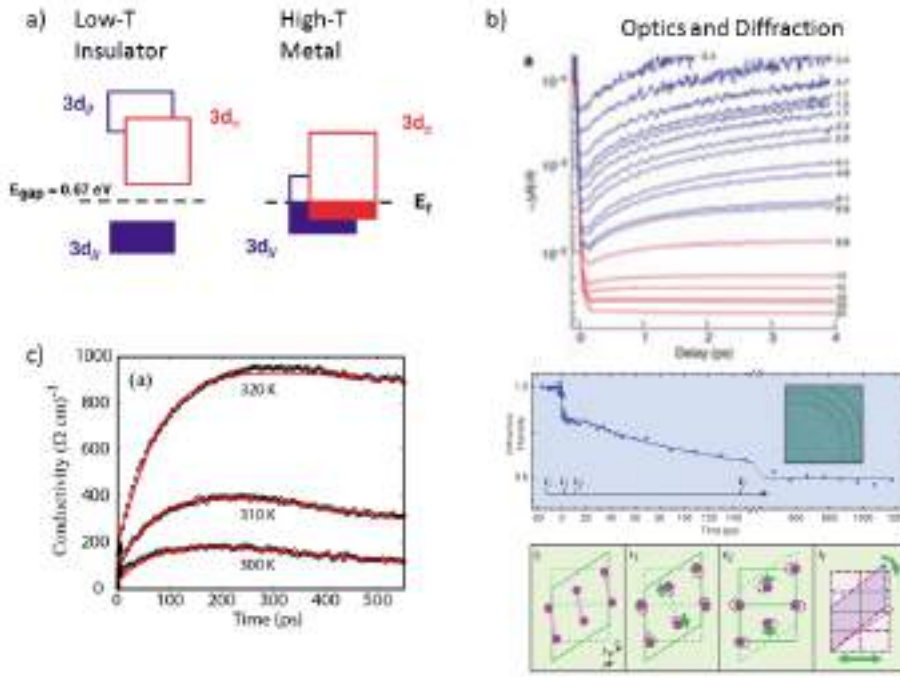


Figure 56. a) Schematic of the insulator-metal transition in VO₂. While the optical properties (reprint from [479]) and diffraction (d, [476]) reveal a quasi-instantaneous response, the far IR conductivity (c, [478]) changes on much longer timescales.

Below the critical temperature $T_c \simeq 340$ K, VO₂ undergoes a transition from a metallic rutile (R) to an insulating monoclinic (M₁) phase. The M₁ phase can be obtained from R by V-V dimerization along the rutile c-axis, which thus leads to the doubling of unit cell along this direction. Nowadays, there is general consensus that VO₂ can be considered as a *strongly correlated Peierls insulator* in which the short range Coulomb repulsion drives the formation of the dynamical V-V pairs necessary to initiate the structural phase transition [483].

At ambient temperature, the photo-excitation with visible and near-IR pulses results in a sudden (<ps) change of the electronic properties. The large increase of conductivity occurring in the first picoseconds is followed by a slow response revealing that highly photo-excited VO₂ reaches a metallic state immediately after photo-excitation. The high energy spectral response is changed within one picosecond [41, 484] as well as the local vanadium environment [476, 479]. On the other hand, in highly photo-excited VO₂ single crystal the low energy properties evolve for longer times up to hundreds of picoseconds [474, 478].

Besides the obvious technological implications, the possibility of photoinducing the insulator-to-metal phase transition in VO₂ attracted many interests for disentangling in the time-domain the role of the structural phase transition from the pure electronic mechanisms responsible for the insulating properties. The first pioneering works with time-resolved X-ray diffraction and near-IR optical spectroscopy [66, 473] demonstrated that the time necessary to photoinduce the switching from the M₁ to the R phase is ~ 80 fs, which is exactly half period of the phonon connecting the two crystallographic phases. These results were obtained with a pump excitation larger than ~ 10 mJ/cm², which exceeded the energy needed for a quasi-adiabatic transformation. The presence of the 80 fs *bottleneck* suggested that the structural rearrangement is fundamental for achieving the complete phase transformation.

Later on, the dramatic advances in multi-THz spectroscopy led to the possibility of directly disentangling the electronic and lattice dynamics with a time resolution

of 40 fs [260, 271]. These measurements unveiled an instantaneous (within 40 fs) photoinduced metallicity and a coherent response of the V-V structural motion, which were interpreted as the result of the local photoexcitation of the vanadium dimers from the insulating state. A clear threshold of 2-4 mJ/cm² at 340-300 K was reported. The absence of a *bottleneck* to photoinduce the transient metallic state, led to reconsider the role of the local electronic correlations in the stabilization of the insulating M₁ phase.

All this rich (and to some extent contrasting) phenomenology was recently reconciled by time-resolve electron diffraction measurements [477]. The possibility of directly tracking the position of the V atoms allowed the authors to identify two different excitation regimes: i) above ~ 9 mJ/cm² the pump excitations drives the non-thermal melting of the M₁ phase in a fraction of crystallites; ii) at intermediate fluences (2-9 mJ/cm²), the pump excitation is not sufficient to initiate the structural phase transition, but drives a *non-thermal* metastable metallic state in the M₁ crystallographic structure. This transient metallic state, which is not accessible in equilibrium conditions, is the direct consequence of the instantaneous collapse of the Mott gap after the strong photoexcitation of carriers from the localized V-3d valence states. This picture has been confirmed by time-resolved photoemission spectroscopy [482, 485], which directly showed the instantaneous collapse of the Mott gap in the intermediated 2-9 mJ/cm² pump-fluence regime.

A similar phenomenology has been also observed on V₂O₃ by time-resolved far-infrared spectroscopy [474]. The possibility of directly probing the dynamics of the Drude conductivity allowed the authors to disentangle two different pathways for the photoinduced phase transition: i) a photothermal transition from antiferromagnetic insulator to paramagnetic metal in ~ 20 ps; ii) an incipient strain-generated paramagnetic metal to paramagnetic insulator transition on a timescale of ~ 100 ps.

6.1.2. Photo-induced metastable non-thermal phases

The phase transitions towards metastable phases that are not accessible through quasi-adiabatic transformations are quite attractive for both fundamental physics and technological applications. Specifically, it is possible to access non-thermal minima in the free energy by resonantly exciting specific degrees of freedom (electron, phonon, or spin excitation). These quasi-equilibrium states of the matter are reached via a transformation requiring a non adiabatic distribution of energy between electron, lattice or spins. One seminal example of such a mechanism has been recently reported in TaS₂ [486], where a transition towards a stable hidden phase in the material can be obtained through the sudden quench driven by ~ 35 fs light pulses. In TaS₂ the interplay between electron correlation and the coupling of electrons with phonons makes the free energy dependence on different degrees of freedom quite complex. In particular, the transient photo-excited electron-hole asymmetry allows for a transient non-adiabatic doping. In figure 57a, a plot of the chemical potential surface as function of the number of electrons and holes is represented. The three surfaces represents the chemical potential surfaces for free electrons (blue), holes (green) and localized electrons (orange). Photo-excitation under the condition of electron-hole asymmetry can create electronic distributions not achievable via quasi-equilibrium transformation. As reported in Ref. 486, this mechanism can be exploited to drive the system between different *quasi-ground state* electronic configurations, leading to different sample conductance (figure 57b) and vibrational characteristic (figure 57c).

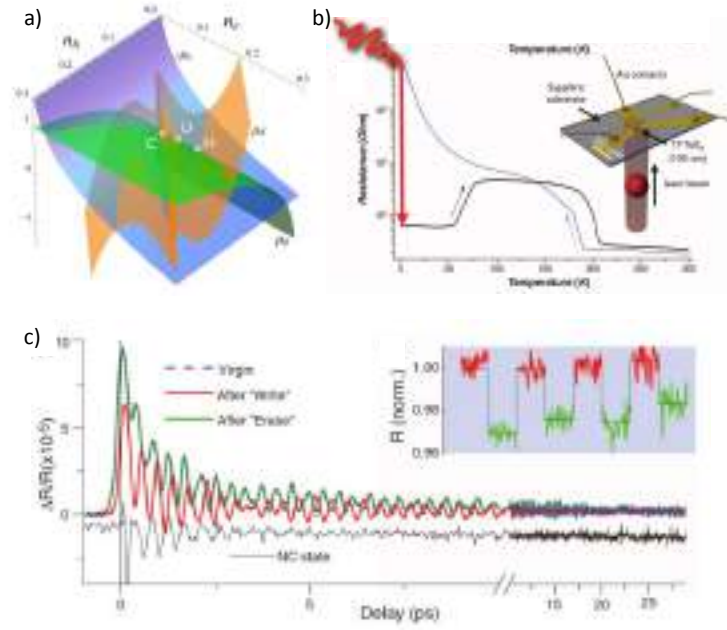


Figure 57. Exploring a non-equilibrium phase diagram by photo-excitation in TaS₂. A transformation towards a persistent non-thermal phase can be triggered by ultrashort light pulses in TaS₂. The transient electron-hole asymmetry photo-excited can push the material into different electronic free energy minima (a), leading to quasi-stable phase characterized by a conductance (b) and structural characteristic (c) different from any thermodynamically accessible state. Taken from Ref. 486.

6.2. Photo-induced transient non-equilibrium states and photodoping

Photo-excitation in matter often result in transient non-linear responses that are associated to a non-thermal change of its physical properties. Oppositely to the previous paragraph where we have identified photo induced phase transformation as a response associated to a novel quasi-equilibrium phase, transient responses displaying functionalities different from those at equilibrium and not associated to the quasi-equilibrium thermodynamic potentials can be often produced by light irradiation in complex material. In such states the onset of the new functionality is not associated to a phase transition, but rather to a transient non-equilibrium responses with undefined thermodynamic potentials. The dynamical onset and offset of a new functionality is, in this case, determined by the dissipation processes characteristic of the material.

Many studies have used this non-linear response to address the nature of the interactions leading to the pairs formation in high temperature superconductors. The rationale of those studies have been to use photo-excitations to trigger a partial (or full) quench of the superconducting gaps in order to address via the dynamical response, the leading mechanisms underneath high temperature superconductivity.

6.2.1. Non-thermal melting of the superconducting condensate

The destruction of the superconducting state in very thin Pb films was first proved by L.R. Testardi [487], by using 40 microsecond pulses at 2 W e 6 microsecond pulses at 5 W, generated by an Ar laser operating at a wavelength of 5145 Å. Testardi argued that a non-thermal process was responsible for the destruction of the SC state. Later on, the availability of ultrashort laser pulses enabled more detailed studies on this topic. In conventional superconductors, phase coherence and pairing occurs at the same temperature, so the evolution order parameter coincides with the appearance of the gap. Thus one can discuss the process of the

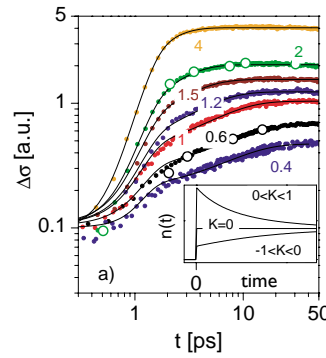


Figure 58. The pair-breaking dynamics in MgB₂ at 7K exhibited by the transient conductivity $\sigma_1(t)$ measured by optical pump/THz probe reflectivity measurements with different pump fluences $F = 0.4 - 4 \mu\text{J}/\text{cm}^2$. The insert shows the time-dependence of $n(t)$ for different K . Taken from 201.

destruction of the SC state in terms of pair-breaking using the Rothwarf-Taylor model (see Sec. 3.4.1).

Indeed, the conventional superconductors MgB₂ and NbN have been discussed very successfully in terms of the R-T equations taking into account pair-breaking by phonons generated in the photoexcited electron thermalization process. The so-called pre-bottleneck scenario gives an expression for the time-evolution of the QP dynamics within the R-T model. Exact solutions for the QP density n are given in [185, 488]:

$$n(t) = \frac{\beta}{R} \left[-\frac{1}{4} - \frac{1}{2\tau} + \frac{1}{\tau} \left(\frac{1}{1 - K e^{-\beta t/\tau}} \right) \right] \quad (90)$$

where R and β are the usual bare QP recombination rate and pair-breaking rates respectively, while K and τ are dimensionless parameters determined from the initial conditions: $K = \frac{\tau(\xi+1)/2-1}{\tau(\xi+1)/2+1}$, $\tau^{-1} = \sqrt{\frac{1}{4} + \frac{2R}{\beta}(n_0 + 2N_0)}$, where $\xi = 4R_0/\beta$. n_0 and N_0 are the initial QP and phonon populations. Hence, when the number of phonons N is large after the photoexcitation, a regime where $-1 \leq K < 0$, i.e., the initial phonon temperature is higher than the equilibrium value, is established. Fig. 58 shows a good fit to Eq. 90 [488]. Interestingly, a very similar pair-breaking dynamics was discussed also for NbN [278].

As already discussed in Sec. 5.1.1, a saturation of the P-p signal was universally observed [175, 193, 194, 196–198, 275, 276, 279, 348, 367] also in copper oxides at relatively small pump fluences ($F_{th} = 10\text{--}70 \mu\text{J}/\text{cm}^2$). This phenomenon was attributed to the non-thermal superconducting-to-normal state phase transition induced by the pump pulse. Intriguingly, it was argued that this transition is driven by the loss of phase coherence, before the complete closing of the superconducting gap is achieved [196, 197, 372]. This process can lead, in analogy to the case of a magnetic-field quench of type I superconductivity, to a non-thermal first-order phase transition where superconducting and normal-state domains can coexist at the nanoscale. In this picture, from the saturation of the $\delta R/R$ response it is possible to extract the vaporisation energy U_v necessary to destroy the condensate. The data for a number of diverse materials are shown in Fig. 59a) ?? . A systematic investigation of the processes leading to nonthermal condensate vaporization shows that the process exhibits a strong systematic dependence of the vaporization energy on T_c , varying approximately as $U_v \sim T_c^2$. The behaviour can be shown to be described by a phonon-mediated quasiparticle (QP) bottleneck mechanism within the RT model, where the ratio between Δ_{SC} in relation to the phonon spectrum de-

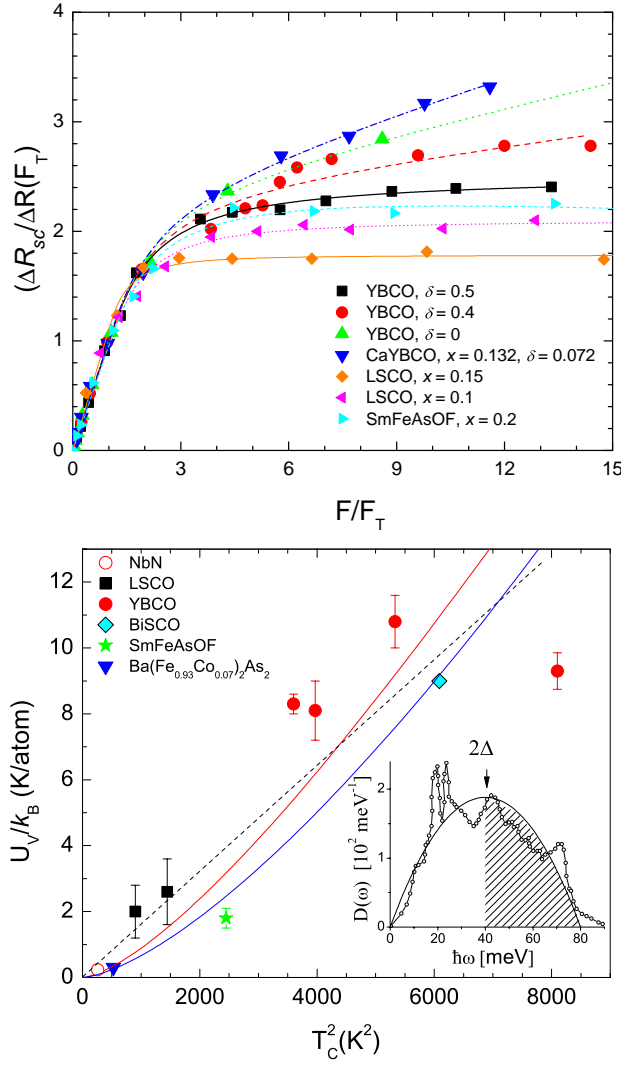


Figure 59. a) The transient reflectivity $\delta R/R$ as a function of fluence F , normalised to the threshold value F_T for a number of different superconductors. b) Vaporisation energy U_v , as a function of T_c^2 for the cuprates (expressed in Kelvin per planar Cu), NbN (in K/Nb), and for the pnictides SmFeAsO_{0.8}F_{0.2} and Ba(Fe_{0.93}Co_{0.07})₂As₂ (in K/Fe). The solid curve is a plot of U_{lost} using $D(\omega_{ph})$ from Eq. 92 for YBaCuO (red) and the iron oxy-pnictide (blue). The dashed line is a square law $U_v = \eta T_c^2$. The inset shows the phonons with $\hbar\omega > 2\Delta$ (shaded) participate in the relaxation. The measured phonon density of states $D(\omega_{ph})$ for YBCO (Ref. 20) is approximated by a parabola (line) for the purposes of the calculation. Taken from Ref. [367].

termines the dependence of U_v on T_c (see Fig. 59b). To model the dependence of U_v on T_c , let us consider how the energy transfer between photoexcited (PE) carriers and the condensate depends on the size of the SC gap. After initial thermalization (which is over in 100 fs) a large non-equilibrium phonon population is created. The phonons whose energy exceeds the gap $\hbar\omega_{ph} > 2\Delta_{SC}$ can subsequently excite QPs from the condensate, but the *low frequency* phonons with $\hbar\omega < 2\Delta_{SC}$ cannot, so they do not contribute to the vaporisation process. The lost energy to low-energy phonons is:

$$U_{lost} = \int_0^{2\Delta_{SC}} \delta f(\omega) D(\omega) \hbar\omega d\omega \quad (91)$$

where $D(\omega)$ is the phonon density of states and $\delta f(\omega) = f_{NE}(\omega) - f_E(\omega)$ is the difference between the non-equilibrium and equilibrium phonon distribution func-

tions f_{NE} and f_E respectively. To estimate the dependence of U_{lost} on T_c from Eq. (1), we assume that $\delta f(\omega)$ is constant, and approximate the experimental $D(\omega)$ by an inverted parabola $D(\omega) = \frac{\alpha}{8}\omega(2\omega_0 - \omega)$, where α is a constant. Integrating Eq. 91, we obtain:

$$U_{lost} = \alpha \Delta_{SC}^3 \left[\frac{2\hbar\omega_0}{3} - \frac{\Delta_{SC}}{2} \right]. \quad (92)$$

Assuming a constant gap ratio $2\Delta_{SC}/k_B T_c = R$, with $R = 4$, for YBCO, $\hbar\omega_0 = 40$ meV extending $D(\omega)$ to 80 meV, as shown in the insert to Fig. 59, Eq. 92 gives the curve shown in Fig. 59b. For iron pnictides the phonon frequencies are lower than in oxides, but taking $\hbar\omega_0 = 20$ meV, the predicted variation of U_{lost} on T_c is not significantly different (Fig. 59b)). For the superconductor series Eq. 92 predicts the dependence of U_v on T_c quite well, which is not surprising, considering that the gross features of $D(\omega)$ do not vary significantly from material to material.

The total vaporisation energy is the sum of the condensation energy and the lost energy, $U_v = U_c + U_{lost}$. Since for large gap systems $U_v \gg U_c^{exp}$, then $U_v \simeq U_{lost}$. As a consequence, U_c^{exp} is only a small contribution to U_v , hence explaining why the anomalous doping dependence of U_c^{exp} observed in the cuprates is not displayed by U_v . Comparing U_v for NbN measured using the same technique [278], $U_v/U_c^{exp} = 1.7$ is considerably smaller than in the cuprates, which can now be understood in terms of Eq. 92 and the insert to Fig. 59b. When $2\Delta_{SC} \ll \hbar\omega_{Debye}$ almost all phonons can excite QPs, so $U_{lost} \rightarrow 0$, and $U_v \simeq U_c$, in agreement with the observed ratio of $U_v/U_c^{exp} = 1.7$. Thus for small-gap superconductors, the optical method can be used to give a reasonable estimate of the superconducting condensation energy.

6.2.2. Photoinduced superconductivity

The conjecture that the superconducting state might emerge, or be enhanced as a result of an appropriate photoexcitation, goes back many decades[489]. In particular, many interests were focused on materials where the appearance of superconductivity is governed by the doping. Starting with a material set in a region of the phase diagram close to the superconducting transition, a small additional photodoping might result in a metastable superconducting state. The main problem is that photoexcitation - that creates equal numbers of electrons and holes - does not increase the carrier density unless an unbalanced population is created near the Fermi level. Moreover, if such a condition can be achieved, it must hold long enough for establishing the macroscopic phase coherence. Unfortunately, achieving the required $e - h$ asymmetry is difficult, and attempts of photoinduced states with CW excitation lead to heating, and possibly a "photoinduced" pyroelectric effect [490].

In recent years, a few examples of doping-induced metastable photoinduced states have been discovered. Here we will limit the discussion to materials that exhibit photoinduced superconductivity.

Persistent photoconductivity. A possible mechanism for creating a metastable state is to utilise the trapping of electrons on defects and vacancies [491]. Such a trapping can occur in insulating layers of a structurally heterogeneous superconductors, but also on impurities or within twin or grain boundaries[492]. Indeed, these effects are quite common in nonstoichiometric complex oxides [493, 494]. For example, the trapping of electrons in colour centers of the Cu-O chains in $YBa_2Cu_3O_{7-\delta}$ leads to hole doping in the CuO_2 planes, hence mimicking the

chemical doping. Samples close to the insulator-superconductor phase boundary can then show metastable superconductivity. The effect, originally observed by Kudinov [495, 496], was suggested to be intrinsically related to the ordering of the oxygen atoms into chain fragments subsequent to photoexcitation [495]. The process is correlated with the appearance of luminescence [497], only recently it was clarified by novel experiments and theory [498–500].

An interesting arises from the large transient photoinduced enhancement of the superconducting critical temperature from 43 K to 67 K in epitaxial $\text{YBa}_2\text{Cu}_3\text{O}_{6.7}/\text{La}_{0.7}\text{Ca}_{0.3}\text{MnO}_3$ bilayers upon visible light illumination [501]. In contrast with the case of persistent photoconductivity, here the photoinduced enhancement of the critical temperature is transient and it relaxes slowly on a timescale of 100 s. While in the first persistent photoconductivity experiments the oxygen ion defects are involved, in these layered samples a charge transfer between the layers is suggested to be responsible for the photodoping. This demonstrates the possibility of light induced charge transfer through interfaces, by a process similar to carrier injection through semiconductor junctions.

Transient photoconductivity. Yu et al. have pioneered ultrafast transient photoconductivity experiments [16, 502] on insulating $\text{YBa}_2\text{Cu}_3\text{O}_{6.3}$ crystals. Their studies show an intriguing transient drop of the resistance on the picosecond timescale appearing at temperatures near 90 K. Interestingly, this finding reflects the superconducting critical temperatures in chemically doped $\text{YBa}_2\text{Cu}_3\text{O}_{6.9}$. The crystals were mounted in a stripline circuit, with a resolution of 50 ps at 2.6 eV photon energy, or 600 ps at 3.7 eV, and the transient photocurrent was recorded with a bandwidth > 200 GHz. Interestingly, a similar effect was also observed in $\text{La}_2\text{CuO}_{4+\delta}$ [16]. In these experiments, the lifetime of the photocurrent response was found to be strongly dependent on photoexcitation fluence, displaying a clear crossover around 7×10^{15} photons/cm² (which corresponds to $2 \sim 3$ mJ/cm² for 2.6 eV photons), where a dip appears in the photoinduced resistivity $\rho_{ph}(T)$ curve at 90 K (Fig. 6.2.2a). At the same laser fluence, a kink appears in the photoinduced conductivity $\sigma_{ph}(t)$ (Fig. 6.2.2b), which indicates the existence of a metastable photoexcited state. Yu et al [16] attribute this to the formation of metastable metallic droplets embedded in the insulating matrix and that become superconducting at low temperatures. The critical fluence is quite large in comparison with the vaporisation energy required to melt the superconducting condensate, but is close to the fluence (~ 0.75 mJ/cm²) required to manipulate the pseudogap in $\text{La}_{1.9}\text{Sr}_{0.1}\text{CuO}_4$ [348], and it is lower than the fluence that causes photoinduced structural instabilities (> 10 mJ/cm²) [503].

The microscopic mechanism for the observed metastability is unknown yet, although it is clear that the process is relatively inefficient. The majority of photoexcited $e - h$ pairs are presumed to annihilate very rapidly, and only a small number of electrons remain trapped in defects, allowing their hole partners to dope the CuO_2 planes, forming superconducting droplets. As we shall see in the next section, signatures may appear at higher frequencies in the optical response.

Photo-induced superconductivity based on mid-IR excitation. As extensively discussed in Sec. 3.4.3, sub-gap photons can be used to manipulate the distribution of the thermal excitations already present in the system, leading to the effective increase of Δ_{SC} , as given by Eq. 42. This effect has been recently observed in NbN, under strong excitation by intense and narrow-band picosecond THz pulses [280]. Although this effect is interesting *per se*, it can be hardly ex-

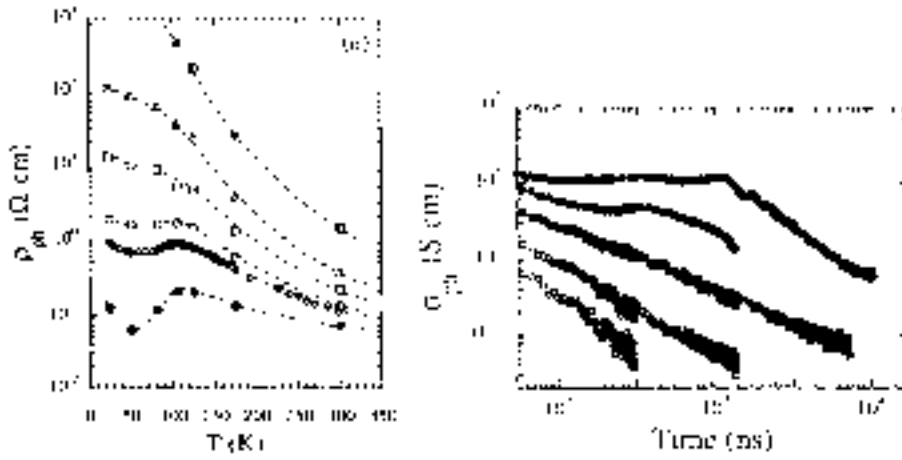


Figure 60. The transient photocurrents recorded with different laser fluences in insulating $\text{YBa}_2\text{Cu}_3\text{O}_{6.3}$. a) At a critical fluence of $\sim 7 \times 10^{15}$ photons/ cm^2 , the transient photoinduced resistivity $\rho_{PC}(T)$ shows a dip near 90 K, close to the superconducting $T_c = 93$ K of the optimally doped compound. b) σ_{PC} as a function of time shows an increase of lifetime τ_{PC} with increasing fluence, again with a remarkable crossover to metastability at a fluence near $\sim 10^{16}$ photons/ cm^2 . Taken from Ref. 16.

tended to unconventional systems with anisotropic gaps. In copper oxides, even though the large antinodal gap (~ 40 meV) would allow to achieve the sub-gap condition by strong mid-IR excitation, the presence of nodal regions with zero or vanishing gap prevents from reaching the full *effective cooling* regime. Nonetheless, the effort for achieving by photoexcitation superconductivity in condition where a superconducting state is thermodynamically unattainable rekindled thanks to recent discoveries revealing that a superconducting phase may be attainable in photo-excited underdoped cuprates [263, 504]. The physical mechanisms leading to transient superconductivity in such systems is still debated but the set of evidences and theoretical proposals is growing by the day. The first reports proposed to drive by light pulses the formation of superconducting phases in non-superconducting stripe ordered underdoped cuprates. For example, in $\text{La}_{1.675}\text{Eu}_{0.2}\text{Sr}_{0.125}\text{CuO}_4$ and $\text{La}_{2-x}\text{Ba}_x\text{CuO}_4$ superconductivity at equilibrium is inhibited by the presence of a competing charge ordered phase [504, 505]. The main idea of these works is to use near-IR pulses to melt the charge ordered phase in underdoped cuprates via vibrational excitation. The qualitative argument reported by Fausti et al. is that the resonant excitation of vibrational modes could melt the charge order [77] without a significant heating of the electrons, hence leading to a superconducting state not reachable by adiabatic transitions. In these works, the onset of out-of-equilibrium quantum coherent transport is measured by the light-induced appearance of a Josephson plasma resonance (insert fig. 6.2.2a), that at equilibrium is linked to the onset of 3D coherent transport [224, 506].

The evidence that the resonant excitation of vibrational modes may lead to a transient quantum coherent state motivated various recent reports using similar experimental settings to study the effects of resonant excitation of the off-plane CuO modes in underdoped YBCO. A systematic study of the effect as a function of the doping revealed that mid-IR excitations result in a transient response possibly related to the quantum coherent transport in all the pseudogap phase of underdoped YBCO [263, 264] (Fig. 6.2.2b). Most interestingly, a signature of a transient superconducting state have been revealed up to ambient temperature in $\text{Y}_2\text{Ba}_2\text{CuO}_{6.45}$ [263?].

A comprehensive theory describing the light-induced quantum coherent transport at high temperatures is still lacking but some experimental evidences and theoretical speculations provide some clues. Under the excitation condition that leads to

the onset of possible superconducting states [263, 264], the distances between the CuO layers are modified by the photo-excitation process [72]. This is rationalized at a qualitative level by the presence of a non-linear coupling between the ac-driven CuO phonon mode and the inter- and intra-bilayer distances [76, 507](Fig. 6.2.2c). The resonant excitation of the c -axis CuO mode leads to an increase (reduction) of the intra(inter)-bilayer distance. LDA calculations suggest that such modified intra- inter-layer distances may drive a reduction of the hybridization between the oxygen (in the oxygen-deficient chains) with the Cu orbitals. This is likely to increase the doping and the $d_{x^2-y^2}$ character of the Fermi surface. A doping increase would push the system towards optimal doping while the change of the Fermi surface shape may help suppressing the charge-density wave order, which inhibits superconductivity [72]. Both effects may favour the formation of a transient superconductive phase, but further investigations are needed to consolidate this scenario.

The debate over the mechanism governing the possible transient superconducting state is lively and partly the same authors have proposed alternative scenarios. An alternated stack of insulating and superconducting layer, which are coupled by the Josephson interaction, can describe the electrodynamical response of the layered superconductors. In particular, in bilayer YBCO two different Josephson coupling are present between intra- and inter-layer planes. This peculiar structure give rise to two different plasma resonances associate to inter- and intra-layer coupling. Recent calculations suggest that an ac-excitation of a by layer superconductor resonant to the intra-layer plasmon can drive a cooling of the interlayer fluctuations, which are mostly connected to 3D transport properties [508, 509] (Fig. 6.2.2d). The optimal suppression of phase fluctuations is observed for electric field resonant with the energy difference between inter- and intra-layer plasmon, while the experimental reports suggested a resonance with the CuO mode [263, 264]. Furthermore, it has been suggested that Dicke superradiance can cause the formation of transient superconducting states at temperature much higher than the equilibrium critical temperature [510].

Various question remain open and the debate is lively on both the possibility of observing the onset of quantum coherent transport on ultrashort time scales [511, 512] as well as on the theoretical scenarios disclosing the possibility of driving by ultrashort electric field the formation of a superconducting phase.

The recent advances in optical and Free Electron Laser schemes to generate intense THz light pulses allowed also for the exploration of various non-linear transport response of superconductors to electromagnetic waves. In particular, the possibility of manipulating the superconducting order parameter along the c -axis allowed for the observation of a field driven quench of the Josephson coupling between the superconducting planes and revealed in such a condition the onset of an Ohmic response [513]. Further studies combining table top and FEL THz sources could disclose a regime where solitonic solutions for the propagation of low photon energy e. m. field could be observed [514]. More recently in-plane THz excitation has been used to measure non-linear transmission of the condensate [515] and to trigger collective excitations associated the charge-density-wave-ordered in underdoped cuprate [516]. The disappearance of the CDW oscillation at T_c revealed a strong coupling between the possibility of launching coherent excitation in the CDW and the onset of the SC order parameter.

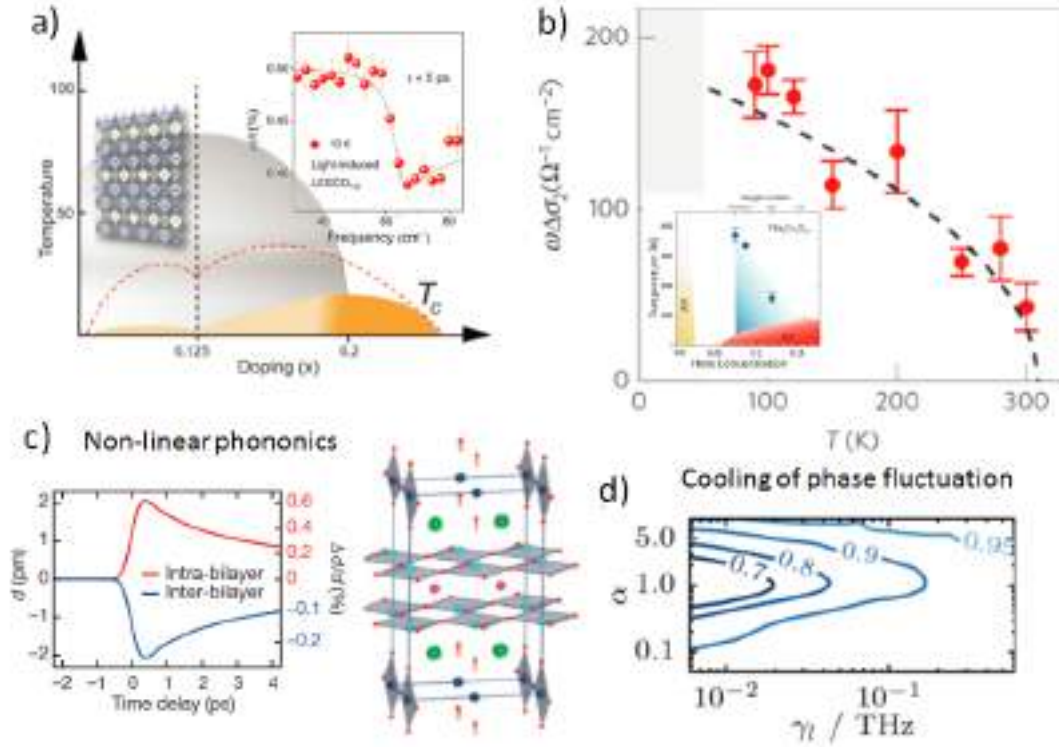


Figure 61. Various experiments have rekindled the possibility of using Mid-IR pulses to transiently enhance superconductivity. a) The first evidence was reported in $\text{La}_{1.675}\text{Eu}_{0.2}\text{Sr}_{0.125}\text{CuO}_4$ where irradiation with Mid-IR pulses triggered the onset of a low frequency Josephson plasma resonance (insert) indicative of 3D quantum coherent transport. b) The THz response to similar excitation condition in underdoped YBCO revealed a light-induced inductive response which is indicative of the formation of a condensate whose density vanishes approaching the pseudogap onset temperature. Different scenarios have been proposed for this experimental evidences. c) LDA calculation have shown that the resonant excitation of CuO stretching mode could lead to a modulation of the interplanar distances through non-linear phononic coupling. d) An alternative scenario is that the resonant excitation in the mid-IR could lead to an effective cooling of the interlayer phase fluctuation thereby leading to the onset of 3D coherent transport. The figures have been reproduced by Refs. 263, 264, 504, 508, 509.

7. Recent advances and perspectives in the theoretical approaches for non-equilibrium correlated materials

Almost every attempt to review our theoretical understanding of high-temperature superconductivity features the admission that, despite the huge effort of the community, these materials still remain puzzling in many aspects, including the most important question, namely the origin of superconducting properties. One of the main reasons behind the lack of a complete understanding of these materials is indeed the inherent difficulty to treat the strong correlations that dominate their phase diagram, even in simplified models such as the two-dimensional single-band Hubbard model [100], (see Sec. 3.1.2) or the related t-J model, which can be derived as the strong coupling limit of (Eq. 8) for $U \gg t$, but it is sometimes considered as a more general model because it can also be obtained also from a more realistic three-band model which includes also oxygen p_x and p_y orbitals[517]:

$$H = - \sum_{i,j,\sigma} t_{ij} c_{i\sigma}^\dagger c_{j\sigma} + J \sum_{ij} \vec{S}_i \cdot \vec{S}_j, \quad (93)$$

where $\vec{S}_i = \sum_{\alpha\beta} c_i^\dagger \alpha \vec{\sigma}_{\alpha\beta} c_{i\beta}$ and $\vec{\sigma}$ are the Pauli matrices.

Despite the huge effort triggered by the idea that these models should feature the main properties of high-temperature superconductors, no exact solution has been found except for one dimension and in the limit of infinite coordination, and there seems to be still some controversy even about the qualitative phase diagram of the two-dimensional version of these models. In this view, the path towards a theory of non-equilibrium high-temperature superconductivity may seem long and winding. On the other hand, one can reverse the perspective and consider the non-equilibrium dynamics as an extra “knob” that we can use to explore the intrinsic properties of high-temperature superconductors and strongly correlated materials. As discussed in the previous chapters, pump-and-probe spectroscopies can be indeed used to drive the system in metastable states which are not accessible in equilibrium and/or to tune the properties of the system, similarly to what can be done in ultracold atom systems, where we can control the relevant parameters of a quantum system with a freedom which is not possible in solid state[518].

The tuning of the physical properties via photoexcitation is clearly not, at least in the present stage, as simple, direct and controlled as in cold atoms. Nonetheless a joint experimental and theoretical effort can help to disentangle the various effects which determine the time-evolution of photoexcited materials, thereby identifying protocols to control the properties of the materials, a strategy with a huge potential both for technological applications and for basic research.

Of course this process is at in an early stage, even if the experimental advances are setting a very fast pace. As a matter of fact, the present landscape of theoretical investigation of non-equilibrium correlated systems is rather complex and only a part of these studies are directly relevant to strongly correlated materials, while a large body of research is devoted to open quantum systems and to general concepts related to thermalization and lack thereof. As a consequence, the aim of this section is not devoted a complete a comprehensive review of the diverse approaches to study the non-equilibrium physics strongly correlated models, but it rather presents some of the main ideas which can help to get oriented in the evolving landscape of time-resolved experiments on high-temperature superconductors and correlated materials. In particular, we focus our attention on the non-equilibrium extensions of the Gutzwiller approximation and the Dynamical Mean-Field Theory, and we will briefly review their application to study some basic problems in which a correlated materials is driven out of equilibrium.

Methods for non-equilibrium correlated systems Even if the research on the time evolution of non-equilibrium quantum systems is a relatively young field, a variety of methods have been introduced or adapted from their equilibrium counterparts.

In this work we focus mainly on the time-dependent generalizations of two of the most popular approaches for equilibrium correlated systems, the Gutzwiller variational approach[519] and the Dynamical Mean-Field Theory[149]. The choice of these two approaches is based on their success in the description of strongly correlated materials in equilibrium, especially in three dimensions and for homogeneous phases. Moreover, the two methods systematically improve on independent-particle methods like the Hartree-Fock scheme, and DMFT can be seen in turn as an improvement on the Gutzwiller approximation, thereby defining a hierarchy of theoretical methods which guides us to identify the microscopic mechanism behind the observed phenomena. On the other hand, we will not discuss in any details many other approaches and ideas that have been proposed to study strongly correlated systems out of equilibrium, including for example exact diagonalization and density-matrix renormalization group (DMRG)[520, 521], quantum versions of classical methods to explore the dynamics, like the master equation[522] or the ki-

netic equation[523], variational methods[524] and Quantum Monte Carlo[525], even if we will comment on some of the main results in relation with specific physical problems. In the spirit of the present work, we will not discuss issues connected to the thermalization in closed quantum systems and its relation with integrability. We will also avoid discussion of one-dimensional systems, which display peculiar phenomena which are not directly relevant for high-temperature superconductors or three-dimensional Mott insulating oxides. In the following section we will first discuss the basic information we can gain from equilibrium calculations, then we will present analytical insight based on the Gutzwiller approximation, and we will finally briefly comment on the DMFT results. We remind that this section is not meant to review the huge body of work on non-equilibrium DMFT, for which we refer the reader to Ref. [526].

7.1. *Non-equilibrium techniques for strongly correlated materials: the Gutzwiller variational technique*

The Gutzwiller variational approach represents one of the simplest yet effective tools to deal with strongly correlated electron systems. The method is based on the Rayleigh-Ritz variational principle and it is devised to find the optimal wavefunction within a class of wavefunctions where a linear operator which gives different weights to different local configurations (the “Gutzwiller projector”), is applied to a Slater determinant. The Gutzwiller approximation is therefore a systematic improvement over the Hartree-Fock method, which in turns spans the space of Slater determinants, which is obviously a subspace of the Gutzwiller variational space. The similarity between the two methods suggests that the Gutzwiller approach can be generalized to non-equilibrium situations in analogy with the time-dependent Hartree-Fock scheme. For the same reasons mentioned above, the time-dependent Gutzwiller approximation will be a systematic improvement with respect to the time-dependent Hartree-Fock, which can be recovered in the limit in which the Gutzwiller projector becomes the unit operator.

Starting from any lattice Hamiltonian with only local interaction terms

$$\mathcal{H} = \sum_{i,j} \sum_{a,b=1}^N \left(t_{ij}^{ab} c_{ia}^\dagger c_{jb} + \text{H.c.} \right) + \sum_i \mathcal{H}_i, \quad (94)$$

where c_{ia}^\dagger creates an electron at site i in orbital $a = 1, \dots, N$, the index a spans all the local degrees of freedom including the spin, and the orbital index, and \mathcal{H}_i contains all on-site terms, like the Hubbard U interaction, the Hund’s exchange coupling and the crystal-field potential. The Gutzwiller wavefunction[148, 519] is defined as

$$|\Psi\rangle = \mathcal{P} |\Psi_0\rangle = \prod_i \mathcal{P}_i |\Psi_0\rangle, \quad (95)$$

where $|\Psi_0\rangle$ is a Slater determinant and \mathcal{P}_i a linear operator that acts on the Hilbert space of site- i . Following a popular terminology we shall denote \mathcal{P}_i as the *Gutzwiller projector*. The role of \mathcal{P}_i is to change the weights of the local electronic configurations with respect to the Slater determinant, mimicking the effect of the interactions, which select some local configurations. For example, in the case of the single-band repulsive Hubbard model, the interaction unfavors double occupancy and the Gutzwiller projector has to “project out” configurations rich of doubly occupied sites.

At equilibrium, both $|\Psi_0\rangle$ and \mathcal{P}_i can be determined variationally by minimizing the expectation value of the Hamiltonian over the variational wavefunction

$$E = \frac{\langle \Psi | \mathcal{H} | \Psi \rangle}{\langle \Psi | \Psi \rangle}. \quad (96)$$

If we want to describe the non-equilibrium dynamics of a correlated system within the same approximation, we can introduce a time-dependent trial wavefunction [527, 528] in which both the Slater determinant and the projector depend on time

$$|\Psi(t)\rangle = \mathcal{P}(t) |\Psi_0(t)\rangle = \prod_i \mathcal{P}_i(t) |\Psi_0(t)\rangle. \quad (97)$$

and require that $|\Psi_0(t)\rangle$ and $\mathcal{P}_i(t)$ extremize the action $\mathcal{S}(t)$, i.e.

$$\delta \mathcal{S}(t) = \delta \int_0^t d\tau \mathcal{L}(\tau) = 0, \quad (98)$$

where ($\hbar = 1$)

$$\mathcal{L}(t) = \langle \Psi(t) | i\partial_t - \mathcal{H} | \Psi(t) \rangle. \quad (99)$$

In general situations the expectation values in Eq. (96) and Eq. (99) cannot be evaluated analytically, and the exact values can only be obtained numerically, for instance by means of variational Monte Carlo. [529] An exception is the case of models defined on lattices with infinite coordination number. In this case, the expectation values can be computed analytically provided the following two constraints are satisfied: [152, 530, 531]

$$\langle \Psi_0(t) | \mathcal{P}_i(t)^\dagger \mathcal{P}_i(t) | \Psi_0(t) \rangle = 1, \quad (100)$$

$$\langle \Psi_0(t) | \mathcal{P}_i(t)^\dagger \mathcal{P}_i(t) c_{ia}^\dagger c_{ib} | \Psi_0(t) \rangle = \langle \Psi_0(t) | c_{ia}^\dagger c_{ib} | \Psi_0(t) \rangle, \quad \forall a, b. \quad (101)$$

At equilibrium the wavefunction is time independent which means that enforcing the constraint simply requires to perform a constrained minimization of the expectation value E over the variational parameters.

Away from equilibrium, one should in principle enforce the two constraints Eq. (100) and Eq. (101) at any time t . However, it was shown [531] that, if Eq. (100) and Eq. (101), are satisfied at the initial time $t = 0$, the equalities will hold during the whole time-evolution $t > 0$ that solves Eq. (98), which is a noteworthy simplification for practical implementations.

In the following we parameterize the Gutzwiller projector $\mathcal{P}_i(t)$ at site i by means of a variational matrix $\hat{\Phi}_i(t)$, with elements $(\hat{\Phi}_i(t))_{\alpha\beta}$ where $|i; \alpha\rangle$ and $|i; \beta\rangle$ span a basis set in the many-body Hilbert space of site i . For a single band Hubbard model $|i; \alpha\rangle$ can assume four values, namely $|0\rangle, |\uparrow\rangle, |\downarrow\rangle, |\uparrow\downarrow\rangle$.

By definition [531]

$$(\hat{\Phi}_i(t) \hat{\Phi}_i(t)^\dagger)_{\alpha\beta} = \langle \Psi(t) | i; \beta \rangle \langle i; \alpha | \Psi(t) \rangle, \quad (102)$$

is the matrix measuring the probability distribution of the local configurations in the variational wavefunction. In terms of $\hat{\Phi}_i(t)$, Eq. (100) and Eq. (101) read,

respectively,

$$\text{Tr}(\hat{\Phi}_i(t)^\dagger \hat{\Phi}_i(t)) = 1, \quad (103)$$

$$\begin{aligned} \sum_{\alpha\beta} \left(\hat{\Phi}_i(t)^\dagger \hat{\Phi}_i(t) \right)_{\alpha\beta} \langle i; \beta | c_{ia}^\dagger c_{ib} | i; \alpha \rangle &\equiv \text{Tr} \left(\hat{\Phi}_i(t)^\dagger \hat{\Phi}_i(t) c_{ia}^\dagger c_{ib} \right) \\ &= \langle \Psi_0(t) | c_{ia}^\dagger c_{ib} | \Psi_0(t) \rangle, \end{aligned} \quad (104)$$

where the fermionic operators inside the trace must be interpreted hereafter as their matrix representation in the local basis set $\{ | i; \alpha \rangle \}$.

If Eq. (103) and Eq. (104) are both satisfied, the variational principle (98) can be calculated explicitly and it leads to the equations of motion for the Slater determinant and the projector, respectively [527, 528, 531]

$$i\partial_t | \Psi_0(t) \rangle = \mathcal{H}_*(t) | \Psi_0(t) \rangle, \quad (105)$$

$$i\partial_t \hat{\Phi}_i(t) = \frac{\delta E(t)}{\delta \hat{\Phi}_i^\dagger(t)}, \quad (106)$$

where

$$E(t) = \sum_i \text{Tr}(\hat{\Phi}_i(t)^\dagger \hat{\Phi}_i(t) \mathcal{H}_i) + \langle \Psi_0(t) | \mathcal{H}_*(t) | \Psi_0(t) \rangle. \quad (107)$$

We have conveniently introduced a non-interacting effective time-dependent Hamiltonian $\mathcal{H}_*(t)$ which is written as

$$\mathcal{H}_*(t) = \sum_{i,j} \sum_{a,b,d,f=1}^N c_{ia}^\dagger R_{i,ad}(t)^\dagger t_{ij}^{df} R_{j,fb}(t) c_{jb}, \quad (108)$$

which is nothing but the non-interacting kinetic terms renormalized by time-dependent renormalization factors $R_{i,ad}(t)$ and $R_{j,fb}(t)$, which generalize the static renormalization of the kinetic energy which characterizes the equilibrium Gutzwiller approximation. The renormalization parameters $R_{i,ab}(t)$ are defined through the solution of the linear set of equations

$$\text{Tr}(c_{ia}^\dagger \hat{\Phi}_i(t)^\dagger c_{ib} \hat{\Phi}_i(t)) = \sum_d R_{i,bd}(t) \text{Tr}(\hat{\Phi}_i(t)^\dagger \hat{\Phi}_i(t) c_{ia}^\dagger c_{id}), \quad \forall a, b. \quad (109)$$

The set of equations (14-18) defines the time-dependent Gutzwiller approximation. In the following sections we will describe the main applications which have been developed so far. Here we briefly analyze the physical content of these equations in order to anticipate what are the main improvement with respect to Hartree-Fock and the limitations of this approach.

It is indeed natural and common to interpret the time-dependent Slater determinant $| \Psi_0(t) \rangle$ as describing the dynamics of quasiparticles, whereas the matrices $\hat{\Phi}_i(t)$ encode the dynamics of the Mott-Hubbard side-bands. Within the above variational scheme the two distinct degrees of freedom are mutually coupled, but only in a mean-field fashion; each of them evolves in an effective time-dependent potential provided by the other.

In addition, the equation of motion for $\hat{\Phi}_i(t)$, Eq. (106), is essentially semiclassical; there is no quantum entanglement between the matrices at the same and

at different sites. Therefore, while the feedback between quasiparticles and Hubbard bands represents a fundamental improvement over time-dependent Hartree-Fock, where the systems is approximated by non-interacting quasiparticle states, Eq. (105) and Eq. (106) can not account for all dissipative processes which can take place in the real dynamics. This limitation is expected to be particularly severe in the description of the relaxation to a stationary state. However, as we discuss in the following, comparison with exact time-dependent dynamical mean-field theory results, whenever they are available, shows that time-averages of observables turn out to be well captured by the Gutzwiller variational approach. [527, 532, 533]

The dynamical equations (105) and (106), with the expressions in Eq. (107), (108) and (109) can be derived from the variational principle (98), and they have a rigorous variational interpretation, only when the lattice coordination is infinite. Nevertheless, the same formulas can also be used when the lattice coordination is finite, where they go under the name of Gutzwiller approximation (GA). In fact, several basic concepts in the field of strongly-correlated electron systems in equilibrium have been originally uncovered by the Gutzwiller approximation, or its equivalent slave-boson mean field theory, [534, 535] like for instance the Brinkman-Rice scenario for the Mott transition in V_2O_3 , [150] or the Resonating Valence Bond mechanism for high-temperature superconductivity. [536]

Before briefly reviewing some results that have been obtained by the time-dependent variational scheme based on the Gutzwiller wavefunction and approximation, we end mentioning that Eq. (105) and Eq. (106) expanded at linear order in the deviations from equilibrium coincide with the linear response theory within the Gutzwiller approximation originally developed in Refs. [151, 537]

7.2. *Non-equilibrium techniques for strongly correlated materials: Dynamical Mean Field Theory*

Dynamical Mean-Field Theory (DMFT)[149] has established in the last decades as one of the most reliable and powerful methods to treat strongly correlated electron systems. DMFT is a non-perturbative, yet computationally affordable method that can be used either to solve simple models (Hubbard and related models) or it can be combined with density-functional theory to describe accurately actual solids[162]. It can treat different interactions (electron-electron, electron-phonon) and aspects of the electronic structure of a material without assuming any hierarchy of energy scales.

As the name implies, DMFT can be viewed as a quantum (dynamical) generalization of classical mean-field theory. The method is based on the neglect of spatial fluctuations, which are treated as in a static mean-field theory. On the other hand, all the remaining quantum and thermal fluctuations are instead treated exactly without any further assumption. This approximation becomes exact in the limit of infinite coordination or infinite dimensionality[538], where the interaction of each site with an infinite number of partners can be described exactly by an exact bath. Indeed the DMFT approximation turns out to be remarkably good for many three-dimensional strongly correlated materials, where it can be used both to clarify longstanding problems like the Mott-Hubbard transition[149, 539] or in combination with density-functional theory to address realistic aspects of correlated solids[162] including successful descriptions of photoemission and optical spectra as well as many other observables. This success emphasizes the crucial role of local quantum fluctuations in strongly correlated materials, but it can not be extended straightforwardly to two-dimensional or highly anisotropic materials such as the high-temperature superconducting cuprates. In the latter case, it is necessary to

consider cluster extensions of DMFT[296, 540], in which the short-ranged dynamics inside a chosen cluster is treated explicitly.

The success of DMFT to treat the equilibrium properties of strongly correlated materials makes the method an ideal candidate for the investigation of the time-dependent properties of systems driven out of equilibrium. Indeed DMFT is naturally extended to the non-equilibrium by combining it with the Keldysh formalism. The first general formulation of nonequilibrium DMFT is due to Ref. [541] where the Baym-Kadanoff formalism is used in the case of a system driven by an electric field. Triggered by the experimental advances in time-resolved spectroscopies and in the detection of real-time non-equilibrium phenomena, the nonequilibrium DMFT has been boosted thanks to the activity of several groups, as reported in the recent review by Aoki *et al.*[526]. In this manuscript we focus mainly on the aspects which are particularly relevant for the description on non-equilibrium phenomena in high-temperature superconductors and in Mott insulators.

7.2.1. Dynamical Mean-Field Theory: Basic Ideas and Equations

In this section we briefly review the basic concepts of equilibrium and non-equilibrium DMFT. We refer to previous reviews for all the technical details, and we limit the present discussion to the basic information required to appreciate the potential of the method and its applications to investigate strongly correlated systems out of equilibrium and their dynamical response.

As we anticipated above, the Dynamical Mean-Field Theory is an approximated solution of a quantum model in which every lattice site is assumed to be equivalent, or, in other words, spatial fluctuations are frozen, just like in a static mean-field theory. On the other hand, in contrast with classical mean-field methods, the local quantum fluctuations are fully taken into account and their effect defines the “quantum” or “dynamical” character that appears in the name of the method. The inclusion of quantum fluctuations is a highly non-trivial improvement over static mean-field theories. As a matter of fact, the quantum nature of the method significantly complicates the solution of the effective approximate theory, but, on the positive side, it remarkably extends the validity of the method, allowing for a complete characterization of nonperturbative phenomena such as the Mott-Hubbard transition[149], or the crossover between Bardeen-Cooper-Schrieffer superconductivity and Bose-Einstein condensation[542, 543].

The route to construct the DMFT is to build an effective theory for one arbitrary representative site, usually labeled as “0”. From a formal point of view, this is realized by means, e.g., of a cavity construction, formally integrating out all the degrees of freedom of a lattice model retaining only those defined on the chosen site. This formal procedure defines an effective local theory which is however parameterized by all the high-order Green’s functions of the rest of the lattice. In the limit of large lattice coordination, using a scaling of the hopping that insures a finite expectation energy for the kinetic energy, only the single-particle Green’s function survives as all the higher-order functions vanish. As a consequence, the local effective theory only depends on a single function of two time variables. We can write down the form of the effective theory in terms of a local action, in the specific case of the single-band Hubbard model, as

$$S_{eff} = \int_{-\infty}^{\infty} dt \int_{-\infty}^{\infty} dt' c_{0\sigma}^{\dagger}(t) \mathcal{G}_0^{-1}(t, t') c_{0\sigma}(t') + \int_{-\infty}^{\infty} dt U(t) n_{0\uparrow}(t) n_{0\downarrow}(t). \quad (110)$$

The second term is the on-site Hubbard repulsion, and it would be replaced by any other local interaction for different models. The first term describes precisely the local quantum fluctuations on any site, and it is measured by the single function

$\mathcal{G}_0^{-1}(t, t')$. This function contains, within DMFT, the effect of the rest of the lattice on any arbitrary site, just like the Weiss effective field describes the effect of the other spins onto any “chosen” spin in a classical mean-field theory. For this reason, it is usually referred to as a “dynamical Weiss field”. The time dependence of the Weiss field is the key element of the dynamical mean-field approach.

In order to have a practical mean-field theory, we need to determine the Weiss field \mathcal{G}_0^{-1} . This is done by imposing a self-consistency condition, which is derived in the infinite coordination limit, where the method becomes exact. For the sake of simplicity, we first present the self-consistency equation in equilibrium, postponing its non-equilibrium counterpart to the end of the present section.

The main simplification in equilibrium is that \mathcal{G}_0^{-1} is not an independent function of t and t' , but it depends only on the time difference $t - t'$. As a consequence, it can be Fourier transformed in the frequency space. The crucial observable that encodes for the local quantum dynamics of the effective theory is the Green’s function $G(t, t') = -i\langle T c_{0\sigma}(t) c_{0\sigma}^\dagger(t') \rangle_{S_{eff}}$, where the expectation value is taken over the effective action Eq. (110) and T indicates the time-ordered product of the subsequent operators. In equilibrium also $G(t, t')$ becomes time-translation invariant, and a function of the time difference alone. We can define the self-energy of the effective theory

$$\Sigma(\omega) = \mathcal{G}_0^{-1}(\omega) - G^{-1}(\omega), \quad (111)$$

and write the self-consistency as

$$G(\omega) = \int_{-\infty}^{\infty} d\varepsilon \frac{D(\varepsilon)}{\omega + \mu - \varepsilon - \Sigma(\omega)}, \quad (112)$$

where $D(\varepsilon)$ is the bare density of states for the chosen lattice. Eq. (7.2.1) implies that the Green’s function of the effective theory $G(\omega)$ coincides with the local component of the lattice Green’s function computed using $\Sigma(\omega)$ as a local self-energy for the lattice model. The right-hand side of Eq. is indeed equivalent to the sum over all the momenta of the Brillouin-zone of the lattice Green’s function $G(k, \omega)$ if the self-energy is local and coincides with $\Sigma(\omega)$ given by Eq. (111). As a matter of fact, one can indeed view DMFT as a theory in which the exact Green’s function is obtained provided that the momentum-dependent lattice self-energy $\Sigma(k, \omega)$ is replaced by a local quantity which is ideally obtained averaging $\Sigma(k, \omega)$ over all the momenta of the Brillouin zone.

A practical implementation of DMFT requires to solve the local effective theory and to impose the self-consistency condition. The local effective theory can be mapped onto a quantum impurity model, in which a single interacting site is hybridized with a non-interacting bath, which is the Hamiltonian representation of the Weiss field. Impurity models, albeit much simpler than the original lattice models, are non trivial and do not allow for analytical solutions. There are however different numerically exact approaches that allow to solve the model and compute the Green’s function, among which we mention Continuous-Time-Quantum Monte Carlo, Numerical Renormalization Group and Exact Diagonalization. In practice a DMFT calculation is an iterative procedure in which, starting from a given Weiss field, the impurity model is solved, and the new Green’s function and self-energy are used to compute a new Weiss field through the self-consistency condition. The procedure is then iterated until convergence is achieved. The numerical solution of the impurity model is computationally extremely cheap for a single-band Hub-

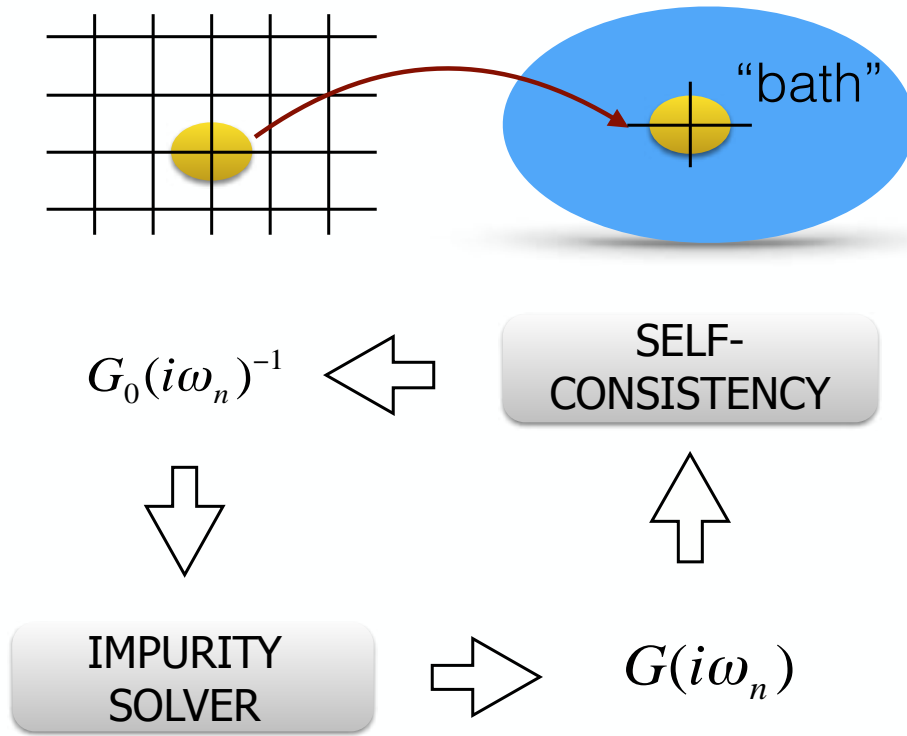


Figure 62. Schematic representation of the DMFT idea (upper half) in which a lattice model is mapped onto an impurity model and of the DMFT self-consistency loop (lower half)

bard model, but it can become expensive for multi-orbital models. In the next section we briefly discuss the “impurity solvers” that are presently available out of equilibrium.

One of the most remarkable features of DMFT is that it gives a direct access to dynamic observables which include the spectral function $A(k, \omega) = -1/\pi \text{Im}G(k, \omega)$, which retains a momentum dependence despite the local self-energy, and response functions including the optical conductivity $\sigma(\omega)$, the dynamical spin susceptibility $\chi(\omega)$.

7.2.2. Dynamical Mean-Field Theory and High-Temperature Superconductors

The above discussion of the DMFT should cast some doubts on its application to high-temperature superconductors. Indeed the phenomenology we described in the introductory sections does not seem to be accessible by means of a theoretical approach in which spatial fluctuations are frozen. The most fundamental limitation is that a momentum-independent self-energy is unable to describe a d-wave superconducting order parameter and a momentum-dependent pseudogap. Charge-density wave are also inaccessible unless for specific commensurate cases, in which DMFT can be straightforwardly generalized. The simplest strategy to overcome the limitations of DMFT is to include the quantum short-range correlations within the range of a finite cluster which requires to consider one of the methods that go under the name of cluster-extensions of DMFT. We do not need to enter the details of these methodologies here, and we limit to mention two main approaches, the Dynamical Cluster Approximation (DCA) and the Cellular DMFT (CDMFT). These methods employ a very similar philosophy, approximating a lattice model with a finite cluster embedded in an effective medium which is self-consistently calculated analogously to DMFT. On the other hand the two methods differ in the

way they treat the lattice translation symmetry. Within DCA an artificial translational symmetry within the cluster is implemented in order to make the model diagonal in the reciprocal vectors of the cluster, while in CDMFT the translation symmetry is broken.

7.2.3. Non-equilibrium Dynamical Mean-Field Theory: the equations and the algorithm

As mentioned above, when the system is driven out of equilibrium, the Weiss field $\mathcal{G}_0^{-1}(t, t')$ is no longer a function of $t - t'$, but it depends on both time variables. Apart from this important difference, DMFT can be formulated in a way that closely mirrors the equilibrium version. The key ingredient is the use of the non-equilibrium Green's function theory based on the seminal papers by Schwinger[544], Kadanoff and Baym[545] and Keldysh[546]. As a matter of fact the Keldysh formalism allows to generalize the equilibrium Green's function method in a straightforward way and it does not require any assumption or knowledge on the properties of the system other than the initial state and the time-evolution of the Hamiltonian. We refer the reader to previous publications[526, 547] for detailed reviews of the derivation of the Kadanoff-Baym and Keldysh formalisms. The basic idea is the time evolution of the density matrix in the presence of a time-dependent Hamiltonian $\mathcal{H}(t)$ can be formally written as

$$\rho(t) = [U(t)]^\dagger \rho(t_{min}) U(t) \equiv U(t, t_{min}) \rho(t_{min}) U(t_{min}, t), \quad (113)$$

where $U(t) \equiv U(t_{min}, t) = T \exp(-i \int_{t_{min}}^t dt' \mathcal{H}(t'))$ is the standard time-evolution operator and T is the time-ordering operator, while we define a reversed time evolution operator $U(t, t_{min}) = T^- \exp(-i \int_{t_{min}}^t dt' \mathcal{H}(t'))$, where T^- is an anti-time-ordering operator. Then the calculation of the expectation value of any operator A becomes

$$\begin{aligned} \langle A(t) \rangle &= \frac{1}{Z} \text{Tr}[e^{-\beta H} U(t_{min}, t) A U(t, t_{min})] = \\ &= \frac{1}{Z} \text{Tr}[U(-i\beta + t_{min}, t_{min}) U(t_{min}, t) A U(t, t_{min})] \end{aligned} \quad (114)$$

where we have used the cyclic property of the trace and we recast the “Boltzmann” exponential as an imaginary-time evolution. The trace can be computed following first evolving from time t_{min} to time t and measuring the operator A , then evolving from t back to t_{min} and then from t_{min} to $t_{min} - i\beta$. This leads to define the contour represented in Fig. 7.2.3 and a time-ordering operator along the contour \mathcal{C} , represented by the arrows. With this notation, the above expectation value can be written as

$$\langle A(t) \rangle = \frac{\text{Tr}[T_{\mathcal{C}} e^{-i \int_{\mathcal{C}} A(t) dt' H(t')}]}{\text{Tr}[T_{\mathcal{C}} e^{-i \int_{\mathcal{C}} dt' H(t')}]}. \quad (115)$$

The use of the Keldysh contour defined above is particularly useful when dealing with the evaluation of expectation values of products of operators at different times, like the Green's functions which can be simply defined as

$$G(t, t') \equiv \langle T_{\mathcal{C}} c(t) c^\dagger(t') \rangle, \quad (116)$$

where we did not specify any label (position, spin, orbital momentum) for the fermionic operators to maintain the generality. Since the contour \mathcal{C} has three

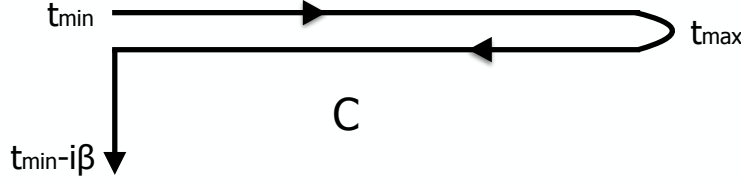


Figure 63. The ordered contour C used to compute non-equilibrium Green's function

branches, we can unfold Eq. (116) into a 3×3 matrix representation where the three branches of the contour correspond to the three rows and columns (1 is the upper real-time branch, 2 is the second real-time branch and 3 is the imaginary-time branch)[548]. We refer the reader to the literature on the non-equilibrium Green's functions or its application to DMFT[526] for more details. Here we just recall that the components $G_{12} \equiv G^<$ and $G_{21} \equiv G^>$ correspond to the so-called lesser and greater Green's function and that the expressions of the retarded Green's function and the so-called Keldysh component are given by

$$G^R(t, t') = -i\theta(t - t')\langle c(t), c^\dagger(t') \rangle = \frac{1}{2}(G_{11} - G_{12} + G_{21} - G_{22}) \quad (117)$$

$$G^K(t, t') = -i\theta(t - t')\langle [c(t), c^\dagger(t')] \rangle = \frac{1}{2}(G_{11} + G_{12} + G_{21} + G_{22}). \quad (118)$$

Using this contour, one can essentially construct the same theory of the equilibrium Green's functions for time-dependent problems and perform, at least in principle the perturbation expansion, which leads to the definition of the self-energy $\Sigma(t, t')$ which will now have the same components that we discussed for the Green's function, and to a Dyson equation.

Once the formalism for non-equilibrium Green's function is given, one can prove that in the limit of infinite dimensionality the self-energy becomes local also for time-dependent non-equilibrium problems using the same scaling of the hopping which is required to obtain a sensible infinite-coordination limit in equilibrium. This implies that

$$\hat{\Sigma}_{ij}(t, t') = \delta_{ij} \hat{\Sigma}_i(t, t'), \quad (119)$$

where the hat reminds the matrix nature of the self-energy and now i and j are spatial indices referring to lattice sites. Then the Dyson equation which allows to compute the Green's function is

$$(G^{-1})_{ij}(t, t') = [\delta_{ij}(i\partial_t + \mu) - J_{ij}(t)]\delta_C(t, t') - \delta_{ij}\Sigma_i(t, t'), \quad (120)$$

where J_{ij} are the hopping amplitudes, which we relabel to avoid confusion with the time variable t , and $\delta_C(t, t')$ is the delta function on the contour. The equation is easily understood observing that the first term of the right-hand side is nothing but the inverse of the non-interacting lattice Green's function. Exactly like in equilibrium, in infinite coordination the local component of the lattice self-energy coincides with the self-energy of an auxiliary single-site effective theory with the

local action what we write for the site 0

$$S_0 = -i \int_C dt H_0(t) - i \sum_{\sigma} \int_C dt dt' c_{0\sigma}^{\dagger}(t) \mathcal{G}_0^{-1}(t, t') c_{0\sigma}(t') \quad (121)$$

Exactly as in equilibrium the Weiss field has to be chosen in such a way that the Green's function of model (121) $G = -i \langle T c_{0\sigma}(t) c_{0\sigma}^{\dagger}(t') \rangle_{S_0}$ coincides with the local component of the lattice Green's function computed from Eq. (120) with

$$G^{-1}(t, t') = (i\partial_t + \mu) \delta_C(t, t') - \Sigma_i(t, t') - \mathcal{G}_0^{-1}(t, t'). \quad (122)$$

7.3. Correlated systems in electric fields

In this section we review the theoretical investigations of strongly correlated systems driven by an electric field. In particular we consider the cases of static or periodically oscillating uniform fields.

7.3.1. Correlated Electrons in a d.c. electric field

An ideal metal, in which no scattering process disturbs the electronic motion, is known to react to a static electric field with a current which oscillates periodically in time displaying the so-called Bloch oscillations[549]. The Bloch oscillations are the consequence of a time-dependent shift of the occupied momenta in the Brillouin zone and their existence relies on the delocalized character of the electronic states. The period of the oscillations is given by $T_B = 2\pi\hbar/ae|E|$, where a is the lattice spacing, e is the electron charge and E is the electric field.

In solid state systems this period is indeed too large, even for the largest accessible electric fields, and the Bloch oscillations are hard to observe also in the best metals with very long scattering times. The detection of the oscillation has become possible only in artificially designed systems like semiconducting heterostructures and it may be realized in cold-atom systems.

From a theoretical point of view, a natural question is the destiny of the Bloch oscillations in the presence of electron-electron interactions which lead to scattering processes and limit the coherent motion of the electrons. Pioneering works on time-dependent DMFT have shown the damping of the Bloch oscillations as the interaction is increased in the Falicov-Kimball model[541, 550, 551], a simplified Hubbard model in which one of the two spin species is localized. A similar behavior is found in the Hubbard model[552, 553]. The many-body spectrum of the system is strongly reminiscent of the Wannier-Stark ladder resonances, with a positive feedback effect between the Wannier-Stark localization and the effects of the interactions. As a matter of fact the correlation properties are enhanced by the electric field[551, 552, 554, 555]. When the electric field is directed along one of the crystallographic directions of the lattice and it is so large to make the potential drop between two lattice sites the largest energy scale of the problem, a dimensional crossover to a system of dimensionality $d-1$ has been reported[556].

7.3.2. Dissipation and the approach to steady states

The results we briefly discussed in the previous section apply to isolated correlated systems driven out of equilibrium by a static electric field. In the context of actual materials they can only provide a starting point to understand the role of electronic correlation, while their relevance is limited by the neglect of dissipation due to the coupling with phonons and to the other degrees of freedom that are excluded from the simplified models.

It should be clear that some kind of dissipation must be included in order to absorb the energy which is lumped into the system by the electric field and it is a necessary condition to reach a stationary states at long times.

From a general point of view, the role of the dissipative bath is essentially to allow for energy and momentum relaxation, depleting the high-energy and high-momentum state which are populated by the driving field. Only the competition between the two effects can lead to a stationary population of the different quantum states.

A simple strategy to study the general effect of a dissipative bath on the dynamics of a driven system is to include an artificial thermostat, although one can also consider models in which some models one can avoid to introduce an explicit bath, because the dissipative degrees of freedom are included in the model[412, 557].

In a practical implementation the dissipation can be realized either via a bosonic bath[558–560] (which may describe the coupling with phonons or other bosons) or via a fermionic bath. The bosonic bath is realized via an infinite set of harmonic oscillators which can be assumed coupled with the electrons with a simple Holstein coupling. To avoid a feedback of the system on the bath the coupling is treated in linear order with a free-boson distribution function.

On the other hand, at least within DMFT it is particularly convenient to implement a fermionic local bath, which appears in the DFMT equations as a further thermalized bath which is added to the self-consistent bath discussed in Sec 8.2. This approach has been successfully implemented in[553] where the full relaxation dynamics leading to the non-equilibrium stationary state was studied and characterized, and in Ref. [556], where the formalism was limited to study the asymptotic stationary state assumed to establish at long times. In Ref. [?] the same approach has been applied to the Kondo-lattice model.

As we anticipated, the effects of the thermostat on the non-equilibrium dynamics can be taken into account by means of an additional self-energy Σ_{bath} , which can be written as:

$$\Sigma_{bath}(t - t') = V^2 g(t - t') \quad (123)$$

where $g(t - t')$ is the Green's function of the bath, which is assumed to be unaffected by the interaction with the actual system and time-translation invariant. This can be taken as an operative definition of a bath, an object that can exchange energy and particles with the actual system without changing its temperature and thermodynamic state. In this way the bath can absorb the extra energy pumped into the system by the electric field. Naturally this choice of bath is not limited to the case of a constant electric field, but it can be used for any time dependence of the external perturbation, including impulsive fields such as those used in pump-probe experiments.

The thermostated system obeys the following Dyson equation on the Keldysh contour[555]

$$G_k(t, t') = \mathcal{G}_{0k}(t, t') + [\mathcal{G}_{0k} \cdot \Sigma_k \cdot G_k](t, t') \quad (124)$$

where all quantities represent continuous functions of two time variables $(t, t') \in \mathcal{C}$, the symbol \cdot denotes the convolution product

$$[f \cdot g](t, t') = \int_{\mathcal{C}} dz f(t, z) g(z, t')$$

and $\Sigma_k(t, t')$ denotes the Keldysh self-energy function. Eq.124 is expressed in terms

of the “renormalized” non-interacting lattice Green’s function \mathcal{G}_{0k} :

$$\mathcal{G}_{0k}^{-1}(t, t') = [G_{0k}^{-1}(t, t') - \Sigma_{bath}(t - t')] \quad (125)$$

which is obtained from the “bare” non-interacting lattice Green’s function:

$$G_{0k}^{-1}(t, t') = [i\vec{\partial}_t - \epsilon(k)] \cdot \delta_{\mathcal{C}}(t, t') \quad (126)$$

by integrating out locally the electronic degrees of freedom of the external thermostat. The symbol $\delta_{\mathcal{C}}$ indicates the delta function on the contour \mathcal{C} .

We can define $\Lambda = V^2/W$ as an effective coupling of the physical electrons with the thermal bath (This would be an exact result for a flat bath density of states of amplitude W , but it gives the order of magnitude for any kind of DOS).

The approach to the stationary non-equilibrium state can be characterized following the real-time dynamics of the local current $\mathbf{J}(t) = -ie/\pi \sum_k \mathbf{v}_k G_k^<(t, t)$, where $\mathbf{v}_k = \nabla_k \epsilon(k)$ is the electronic velocity.

The results for the local current are presented in 64. The relaxation dynamics is depends naturally on the value of the applied electric field and on the coupling with the dissipative bath. However, as long as the coupling is finite and not incredibly large, a finite value of the asymptotic current at long times is obtained and the value does not depend strongly on the value of the coupling Λ . This information is summarized in the phase diagram of Fig. 65, which shows a wide central region (labelled II) in which the competition between the driving field and the dissipation channel lead to a non-trivial state with a finite current, whose value is largely independent on the details, while only for exceedingly large E (region I) or Λ (region III) trivial states with no stationary current are obtained. This demonstrates the effectiveness of the fermionic bath to drive non-trivial stationary states.

Han has later shown that the inclusion of a fermionic bath is sufficient to reproduce a semiclassical Ohm-expression in the conductivity despite the lack of explicit momentum scattering[561], confirming that this bath can lead to a proper dissipation despite its intrinsic simplifications. Only in the limit of small dissipation the steady state displays a divergent effective temperature as long as the Bloch oscillation frequency remains finite[562].

7.3.3. Periodic a.c. electric fields

In the presence of a periodic in time external field, a quantum system can be driven into a nonequilibrium steady state in which the system follows the periodic time dependence of the external stimulus. In principle, such an a.c. field could be used to dynamically control the properties of the system. On the other hand in present solid-state experiments, pulsed lasers are necessary to reach sufficiently large intensities. However, if a sufficiently large number of cycles takes place in the duration of the pulse, we can reasonably describe the external stimulus as an oscillating field.

When we can approximate the external field with a periodic pulse, we can use Floquet method[563, 564], which is based on Floquet theorem[565], which can be seen as an analog of Bloch’s theorem for periodic time-dependent problems. As a consequence of the periodic dependence of time, the time-dependent problem can be mapped onto a time-independent eigenvalue problems introducing quasienergies which are defined up to integer multiples of $2\pi/T$, where T is the oscillation period. The approach is expected to reproduces accurately the spectral properties, while the distribution depends on the initial conditions and requires ad hoc schemes to adequately describe the effect of generic fields.

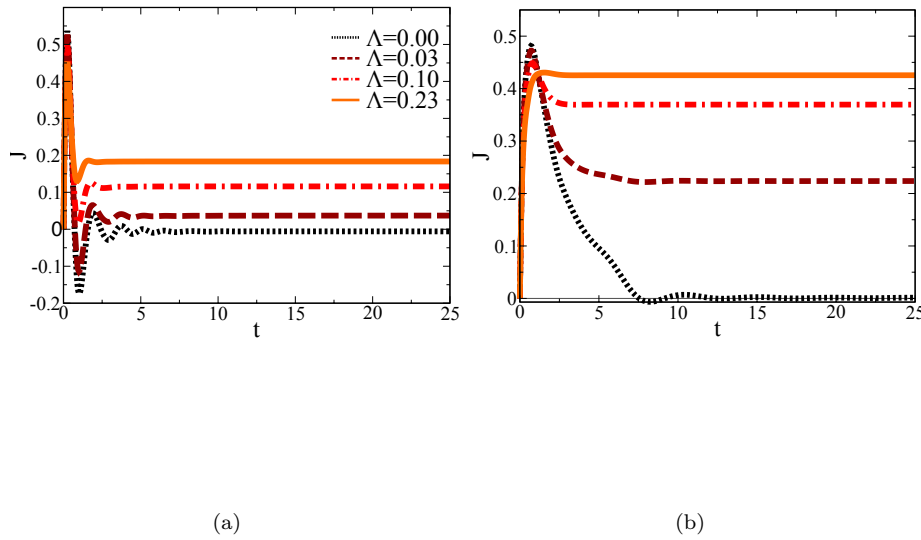


Figure 64. Time evolution of the current for two values of the electric field ($E=4.7$ in the top panel and $E=1.26$ in the bottom panel) for different values of the coupling to the dissipative bath. In the absence of a bath the current goes to zero at long-times, signaling the inability to establish a real stationary state

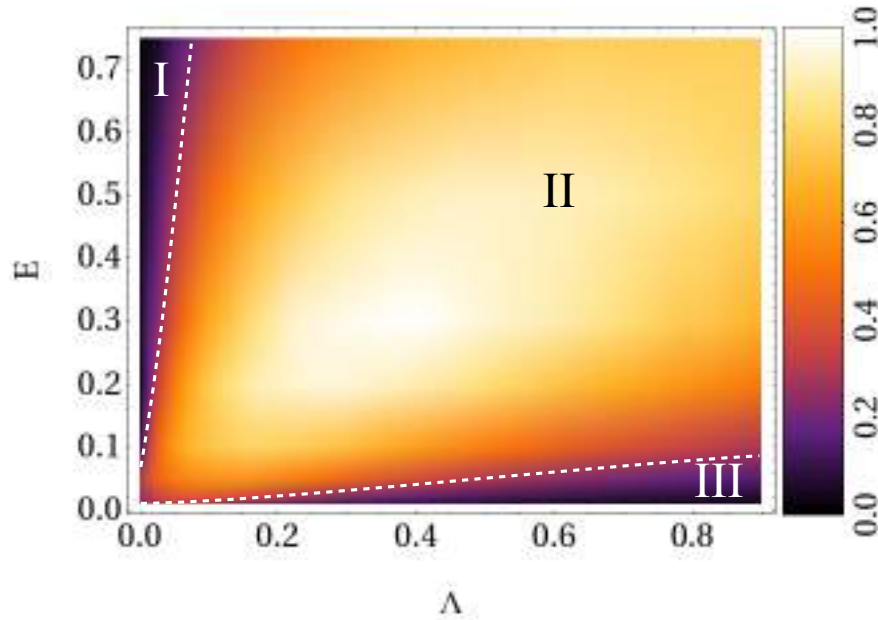


Figure 65. Phase diagram of the driven Hubbard model as a function of the static electric field E and the dissipation constant Λ . The colorscale represents the asymptotic value of the current for long times. The current vanishes both for very large values of E/Λ , for which the system is unable to dissipate the extra energy pumped into the system, and it evolves towards a state with infinite effective temperature, and for small values of E/Λ , in which the coupling with the dissipative bath is so large and it overshadows the effect of the driving field. However, a large region of finite current is found for intermediate values of E/Λ , and the value of the current does not depend dramatically on the parameters.

Recently, the Floquet method has been employed in combination with DMFT[554, 555, 566–569]. In the Floquet DMFT formalism[554, 566] a dissipative correlated system is continuously driven by a time-periodic perturbation, and it is postulated that a non-equilibrium stationary state is reached in the long-time limit, when the dissipative processes is expected to eliminate any dependence from the initial conditions. We notice in passing that this assumption has been numerically proved in Ref. [553] in the case of static electric fields and a fermionic dissipative bath. The non-equilibrium periodic state can be directly calculated within Floquet DMFT mapping the problem onto a non-equilibrium state of an impurity model. Therefore this specific version of non-equilibrium DMFT does not require to actually compute the time evolution of the system, leading to a substantially reduced computational weight.

The method was first applied to the Falicov-Kimball model, where the metallization of a Mott insulator has been shown through the formation of photoinduced midgap states emerge from strong a.c. fields[554]. The field-induced metallic state has been further characterized, demonstrating how a standard Drude-like peak coexists with intrinsic non-equilibrium features, including dip and kink structures in the optical conductivity exhibits around the frequency of the external field, a midgap absorption arising from photoinduced Floquet subbands, and a negative attenuation due to a population inversion[569].

In Ref. [570, 571] a sudden application of a properly tuned periodic field flips the electronic structure, effectively turning the repulsion into an attraction in the absence of energy dissipation. The driven system is characterized by a no-adiabatic shift of the electronic population in momentum space. When the momentum shift reaches π , the shifted population relaxes to a negative-temperature state, which leads to the interaction switching.

7.3.4. *Electric fields in correlated heterostructures*

The theoretical description of a system subject to an external electric field naturally leads to address the properties of an actual device contacted to two metallic leads which enforce the potential bias. From a technical point of view, this requires to consider spatially inhomogeneous systems and in layered heterostructures. The difficulties in solving an inhomogeneous system out of equilibrium suggested to address the problem starting from the stationary state[390, 572–575].

Okamoto has studied the steady state of a correlated slab sandwiched between two non-interacting metallic leads using DMFT and the Keldysh formalism [390, 572]. The current-bias characteristic are clearly nonlinear and this is connected with the evolution of the spectral functions inside the correlated slab as a function of the external bias, which show important deformations with respect to equilibrium.

Using a simplified approach in which the physical carriers are divided into left and right movers, Heary and Han[573] have proposed the existence –in the presence of a bias– of a second critical value of the interaction U_d smaller than the critical U for the Mott transition where the Landau-Fermi liquid quasiparticles are lost while the system is not Mott localized. In Ref. [575] the same approach has been applied to an s-wave superconductor described by the attractive Hubbard model and a “bad superconducting” state was found in an analogous critical region adjacent to a superconductor-insulator transition, where now the insulator is a paired state of preformed pairs without phase coherence[542, 576, 577]. In a steady-state DMFT calculation for the repulsive model a spatially inhomogeneous state with metallic and insulating islands has been later proposed as the bridge between the field-induced driven metal and the Mott insulator[574].

In Ref. [578] the real-space inhomogeneous DMFT for layered systems has been extended to the Keldysh formalism and solved for a Mott insulator using strong-

coupling perturbation theory. In Ref. [396] the same approach has been used to monitor the spreading of photoexcited carriers, demonstrating the crucial effect of antiferromagnetic correlations, which allow for fast transport between layers and spatial separation of holes and electrons, as opposed to paramagnetic Mott insulators.

7.3.5. Electric-field driven Mott transitions and resistive switching

When a band insulator is subject to a very large electric field, a resistive transition to a metallic state can be induced, as proposed in pioneering work by Landau[579] and Zener[580]. This mechanism, which goes under the name of Landau-Zener dielectric breakdown is based on the simple idea that the electric field changes the wave vector of the band electrons from k to $k - eEt/\hbar$, therefore it can induce the quantum tunneling of carriers from the conduction band to an otherwise empty valence band. The Landau-Zener tunneling requires a threshold electric field which is clearly of the order of the band gap. An alternative mechanism for the "dielectric breakdown" in band insulators and semiconductors is the avalanche effect, where electrons accelerated by the external field are able to excite new electrons leading to an exponential rise of the conducting carriers. Also in this case the threshold field for the dielectric breakdown is necessarily controlled by the amplitude of the single-particle gap and the switching of the metallic state is triggered by promoting carriers to the empty valence band.

The extension of this mechanism to Mott insulators is not merely an academic one. While in a band insulator the electric field can reasonably excite only a small number of electrons, in a Mott insulator the number of carriers is large and, if some mechanism is able to destroy the Mott locking, it can release a much larger number of electrons. Therefore the control of the conduction properties of materials by means of electric fields would accelerate the development of the "Mottronics", in which the properties of correlated materials would be exploited to devise and engineer novel devices which could overcome the limitations of silicon-based electronics in terms of miniaturization, large voltages and long reaction times. As a matter of fact, the idea is related to control with external knobs the insulator-to-metal transition, leading to a new kind of dielectric breakdown. The first steps in this direction have been already taken, and a number of strongly correlated insulator have been shown to undergo a resistive transition which does not seem to follow the Landau-Zener paradigm[581–583]. The list includes prototypical three-dimensional oxides and chalcogenides like V_2O_3 , $NiS_{2-x}Se_x$, $GaTa_4Se_8$.

The theoretical investigation of the dielectric breakdown of Mott insulators has focused mainly on the single-band Hubbard model. Solving numerically a time-dependent Schrödinger equation in one dimension Oka et al.[584, 585] have revealed that even in the case of a Mott insulator a Landau-Zener quantum tunneling leads to the dielectric breakdown of the Hubbard model through quantum tunneling of many-body states across the Mott gap.[586]

The Mott version of the Landau-Zener mechanism involves the creation of pairs of doubly occupied sites (doublon) and holes (holons) leading to a quasistationary state which carries with a threshold behavior and an exponential behavior[390, 584, 585, 587]

$$j(t) \rightarrow \gamma e^{-\frac{V_{th}}{V}}. \quad (127)$$

The threshold is found to vanish at the Mott transition and to scale with the Hubbard U , confirming that V_{th} is controlled by the Mott gap[558, 588]. Interestingly, the system displays an asymptotic finite value of the current even in the absence of

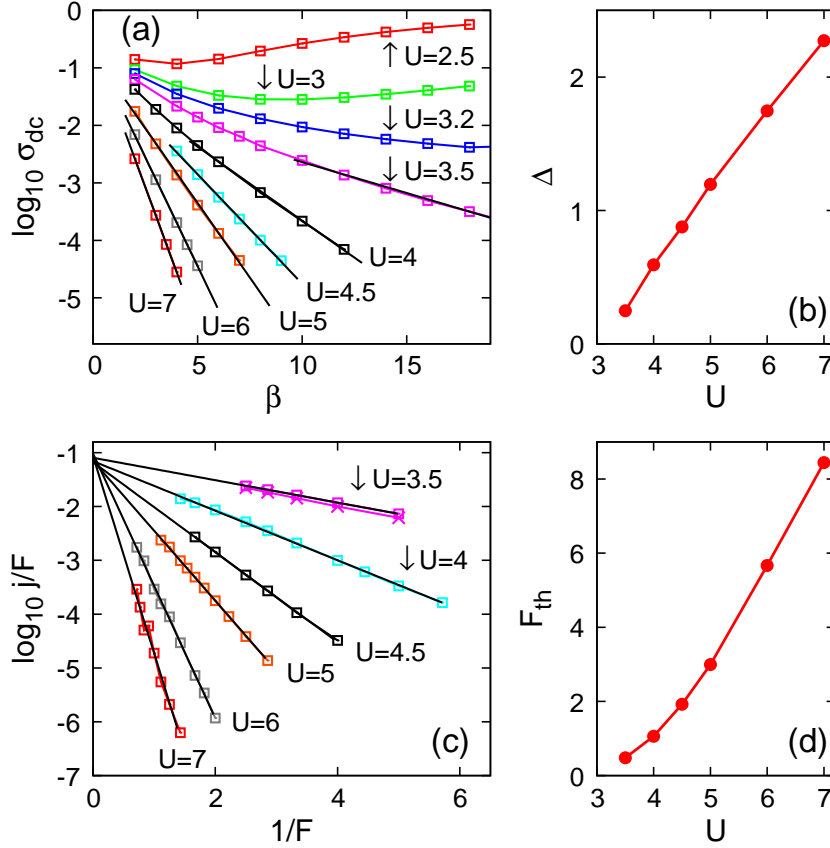


Figure 66. Asymptotic behavior of the current \bar{j} in the Hubbard model obtained in DMFT. The exponential behavior is made clear by the logarithmic plot in panel (c). Panel (a) shows the linear response conductivity $\sigma_{dc} = \bar{j}/F$, where F here denotes the bias (V in the text). Panel (b) and (d) show respectively the gap Δ and the threshold bias F_{th} , showing that the latter is controlled by the former.

dissipative mechanisms (which are not included in the studies mentioned above). The result has been interpreted in terms of an infinite effective temperature for the excited carriers which do not contribute to the coherent motion and to the current, which remains associated to the pure quantum tunneling effect.

In Ref. [589] a dissipative mechanism has been introduced and some deviations from a pure Zener picture have been reported. In particular the current at weak field is found to be controlled by the dissipation. In this case the effective temperature of the excited carriers becomes finite leading to a contribution to the asymptotic current. Moreover, in connection with the electric-field-driven dimensional crossover, the dielectric breakdown occurs when the field strength is on the order of the Mott

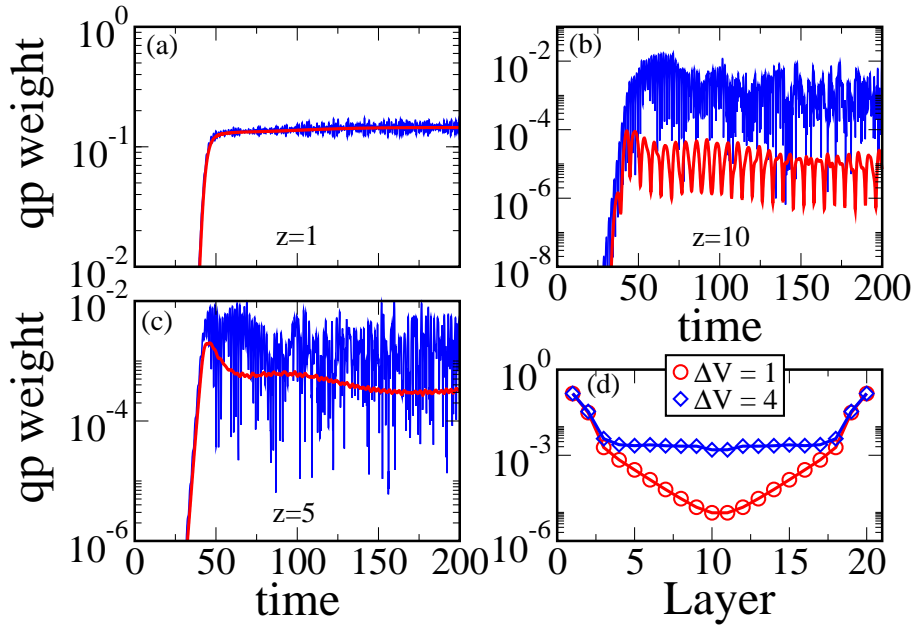


Figure 67. Time evolution of the quasiparticle weight for layers 1 (a, edge), 5 (b) and 10 (c, middle) of a 20-layer slab with $U = 16.5$ (larger than the critical U for the Mott transition) and an hybridization between the slab and the leads $v = 1.0$. Energies are in units of the hopping amplitude along each layer. We compare two values of the applied bias $\Delta V = 1.0$ (red lines) and $\Delta V = 4.0$ (blue lines). (d): time-averaged stationary quasiparticle weight spatial profile across the slab.

gap of the corresponding lower-dimensional system. Using an inhomogeneous time-dependent Gutzwiller approximation it is possible to monitor the appearance of field-induced evanescent quasiparticles starting from the Mott insulator [590] and their spatial distribution. The quasiparticles appear exponentially fast as soon as the system is attached to the leads, with a characteristic time which diverges when U is tuned towards the Mott transition, suggesting an avalanche effect triggered by electron-electron interaction. We notice that the feedback between the quasiparticles and the Hubbard bands characteristic of the time-dependent Gutzwiller scheme is fundamental to obtain this effect. In Fig. 67 we report the time evolution of the quasiparticle weight for different layers ($z = 1$ corresponds to one edge, while $z = 10$ is the middle layer). While the dynamics displays oscillations reminiscent of the incoherent dynamics of the metallic state, the time-averaged values shown in Panel (d) have a well defined limit, which shows how increasing the bias the quasiparticles penetrate from the outer layers to the bulk region. The penetration of the quasiparticles leads to finite values of the stationary current which well fit the expected behavior (127) for a Landau-Zener dielectric breakdown. A series of different behaviors in the relaxation dynamics in the presence of an electric field has been reported also within DMFT in Ref. [591] for the Hubbard and Falicov-Kimball models highlighting that the integrability of the unperturbed model does not influence the relaxation dynamics.

The effect of a dissipative bath has been explored in [574] in a steady-state formalism for DMFT. A nonmonotonic threshold field for the resistive transition is found as a function of the interaction strength due to an interplay of quasiparticle renormalization and field-driven effective temperature. Hysteretic I-V curves suggest that the nonequilibrium current is carried through a spatially inhomogeneous metal-insulator mixed state.

All the studies of the single-band Hubbard model strongly suggest that the Landau-Zener picture survives in the essential aspects also in the case of a Mott insulator described by the Hubbard model. This may seem a surprising and disap-

pointing result, as the many-body character of the insulating Mott state is expected to lead to a more adaptive gap with respect to a band insulator, where the gap is fixed by the structure, the chemistry and the external conditions, but it does not depend on the electronic configuration. Indeed a recent study[592] shows that the picture changes qualitatively as soon as we consider more than one single orbital per site (or one single band). Solving a two-orbital Hubbard model with a crystal field splitting, it has been shown that a novel mechanism for the dielectric breakdown takes place when the equilibrium Mott-Hubbard transition is strongly first-order and the metallic solution obtained either by changing control parameters or via the electric field is substantially different from the metal. As a result, the threshold field is not controlled by the gap but rather by the energy difference between the metallic and the insulating solutions, as proposed at a more phenomenological level in Ref. [593].

Finally, it has been recently shown that the noninteracting lesser Green's function can be determined in terms of the Wannier-Stark ladder eigenstates, which are thermalized via the standard canonical ensemble according to the Markovian quantum master equation. As a result, the interplay between strong correlation and large electric fields can generate a sequence of two dielectric breakdowns with the first induced by a coherent reconstruction of the midgap state within the Mott gap and the second by an incoherent tunneling through the biased Hubbard bands. It is predicted that the reconstructed midgap state generates its own emergent Wannier-Stark ladder structure with a reduced effective electric field. The two dielectric breakdowns are mediated by a reentrant insulating phase, which is characterized by the population inversion, causing instability toward inhomogeneous current density states at weak electron-impurity scattering. [594]

7.3.6. *Light-induced excitation and photodoping*

One of the main goals of the research on non-equilibrium correlated materials is to describe the excitation process induced by a laser pulse, as realized in pump-probe spectroscopies. This subfield is however one of the most complicated targets, as it requires the inclusion of all the different effects leading to relaxation after the impulsive excitation. This section is therefore mainly devoted to DMFT calculations in which the relaxation effects associated to electron-electron interactions are better accounted for. As discussed at length in Sec. 5.1, the simple two-temperature model[163], in which the photo excitation excites “hot” electrons to a temperature T_e , while the lattice remains at a lower effective temperature T_{lat} , has been successful in reproducing the main features of the photo excitation of semiconductors and weakly correlated metals. This scheme can be useful only when electron-electron interaction processes drive the system to a quasi-equilibrium state on a timescale which is smaller and clearly separated from the time associated with the electron-lattice dynamics. DMFT studies have indeed shown that this is the case when the correlated metallic state of the Hubbard model is impulsively excited[595] and, rather surprisingly, this essentially happens also in the simplified Falicov-Kimball model[596, 597] where the exact solution demonstrates the lack of actual thermalization for quasiparticle properties[395] which do not coincide with the corresponding thermal values[598].

The qualitative success of the two-temperature scheme is however mostly limited to the metallic state. When we perturb the Mott insulator the system is unable to thermalize[595–597] and the dynamics depends on the details of the excitation process[595]. The dynamics is characterized by a fast transient with strong damping, rapidly followed by an exponential relaxation. For large values of U , the relaxation time grows with U as a consequence of the long lifetime of doubly occupied sites (doublons). When we approach the Mott transition from above, the

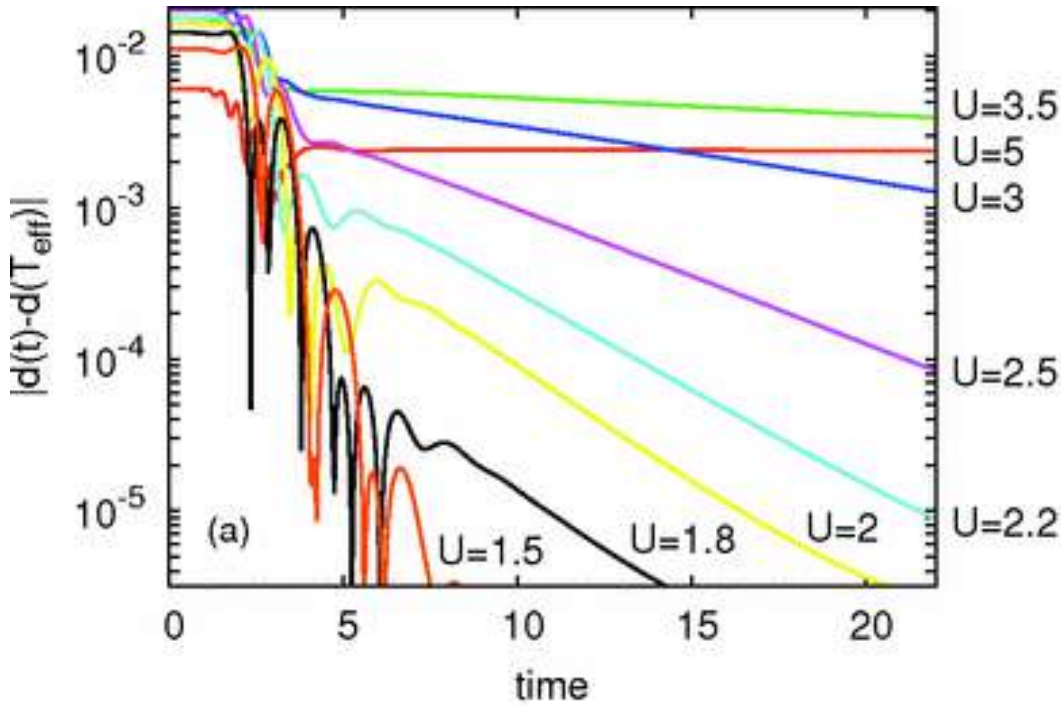


Figure 68. Relaxation dynamics of the difference between the double occupancy $d(t)$ and the effective thermal value calculated in equilibrium with $T = T_{\text{Jeff}}$. For different values of U for a single-band Hubbard model solved within time-dependent DMFT. The linear behavior in the semi-log plot highlights the exponential decay for intermediate and large values of U and the deviation when the Mott transition point is approached. Energies are in units of the bandwidth. Taken from Ref. [595].

dynamics becomes faster and faster and the system relaxes to an asymptotic state in times of the order of the inverse of the hopping matrix element, until a point in which the relaxation appears even faster than an exponential and the decay time loses significance.

Indeed even in the presence of an explicit dissipation channel the photodoped carriers give rise to a bad metal which does not follow the Landau Fermi-liquid paradigm, despite their relatively high kinetic energy[559]. The lifetime of the photo excited holes and electrons is indeed finite at the longest times accessible in the DMFT simulations of Ref. [559] so that the bands observed in both the single-particle and the optical spectra are much broader than the corresponding equilibrium counterparts. The limited simulation time does not however rule out the possibility that on a longer timescale the system actually relaxes to a conventional Fermi liquid, which would signal a similarity between the behavior of the photo excited Mott insulator and systems with broken symmetry[599, 600].

In Ref. [601] it has been shown that the thermalization dynamics can depend on the energy of the photo-doped carriers, which can be controlled by changing the laser frequency and fluence. In particular, if the Mott gap is smaller than the kinetic energy of the carriers in the Hubbard bands, the excited carriers can produce additional doublon-hole pairs through a kind of impact ionization. This phenomenon can take place on ultrafast timescales of the order of 10 fs, well before the standard relaxation processes take place. Finally it has been recently shown –using extended DMFT to introduce low-energy bosonic modes which are not present in DMFT– that the photo excitation of carriers rapidly opens new screening channels which are not present in the Mott insulator and therefore reduce the Mott gap. The low-energy bosonic excitations also open new relaxation channels which further in-

crease the speed of the thermalization[602]. The opposite scenario can be realized in a strongly correlated metal, where the weak quasiparticles can be destroyed by the impulsive excitation, thereby reducing the screening.

Using non-equilibrium inhomogeneous DMFT[578], to study a photo excited Mott heterostructure[396] it has been shown that AFM correlations strongly influence the carrier dynamics. An antiferromagnetic state can in fact exchange energy with the excited carriers on an ultrafast timescale via spin-flip processes, which allows for transport across the heterostructure leading to a spatial separation between excited holes and electrons.

7.4. Quantum quenches and dynamical phase transitions in simple models

One of the most popular and paradigmatic non-equilibrium problems is the quantum quench, a protocol in which a system is driven out of equilibrium by a sudden change of a relevant parameter (for example the interaction strength in the Hubbard model). From a theoretical point of view, this is perhaps the simplest non-equilibrium protocol, and it attracted a lot of interest in the case of open quantum systems in connection to the concept of thermalization[603].

Even if the quantum quench problem is not directly connected to the experiments that represent the core of the present review, where the system is pushed out of equilibrium by an electromagnetic field, it still represents a useful reference problem which allows to reverse engineer the complex dynamics of a correlated material driven out of equilibrium and to disentangle the effect that stem from the change in the state of the system (for example a change in the double occupancy in the Hubbard model) from the intrinsic effects of the electromagnetic field. Hence in the following we review the main results for quantum quenches obtained by means of the Gutzwiller approximation and DMFT.

In this section we mainly focus on the paradigmatic single-band Hubbard model. We can gain intuition on the effect of a change of the interaction parameter exploiting the knowledge on the equilibrium phase diagram of the model within DMFT which has been firmly established after a remarkable collective effort using a combination of different approaches. In particular we consider the half-filled model in the paramagnetic sector, where the antiferromagnetic ordering is neglected (or it assumed to be frustrated). The system undergoes a Mott-Hubbard metal-insulator transition increasing the interaction U . The schematic phase diagram in the interaction-temperature plane is reproduced in Fig. 69, where both T and U are measured in units of the half-bandwidth D of the bare lattice. Here we consider an infinite-coordination Bethe lattice with a semicircular density of states. The transition occurs when the line U_{MIT} is crossed and it is continuous at zero temperature and it becomes of first order at finite temperatures below a critical temperature T_c , where the line ends in a critical point[149, 539].

Let us assume that the system is initially in equilibrium in the groundstate of the non-interacting system ($U = 0$). At some given time we turn on the interaction reaching a finite value \bar{U} . If the interaction switch is infinitely slow (adiabatic) the system will be able to follow the equilibrium phase diagram which implies that at $\bar{U} = U_{\text{MIT}}(T = 0) \simeq 2.97D$ it will cross the transition line and turn into a Mott insulator. If the interaction is instead switched on in a finite time τ , the system will no longer be able to follow adiabatically the instantaneous groundstate, and it will instead evolve into a thermal state with a finite effective temperature $T_* \neq 0$. The smaller is τ , the larger is expected to be T_* . As a consequence, since the critical interaction decreases as a function of temperature $U_{\text{MIT}}(T \neq 0) \leq U_{\text{MIT}}(T = 0)$ [See Fig. 69] the dynamical phase transition to a Mott insulator is expected to

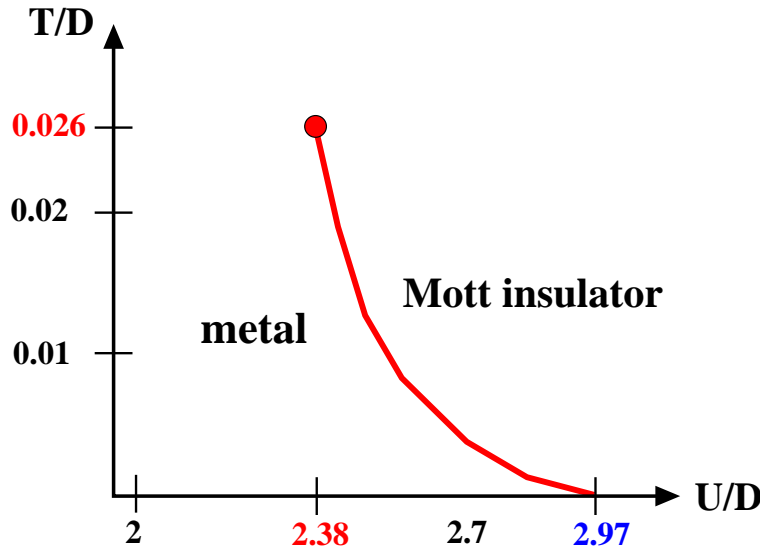


Figure 69. Sketch the DMFT phase diagram of the half-filled Hubbard model on a Bethe lattice and in the paramagnetic sector. The transition line at $T \neq 0$ is first order and ends up into a second order critical point at $T \simeq 0.026 D$.

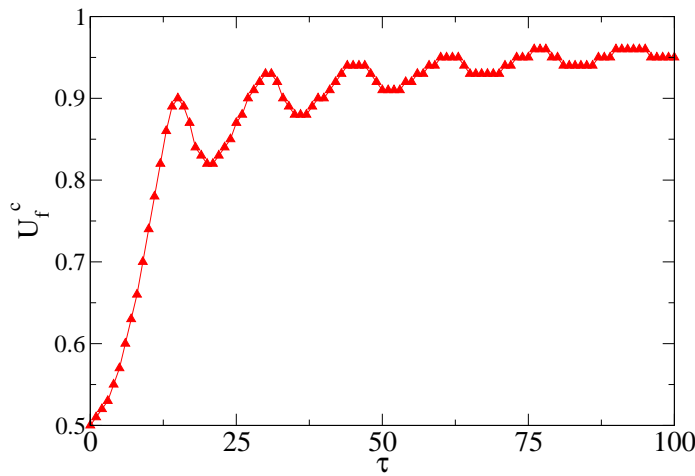


Figure 70. The critical value for the dynamical Mott transition in the single-band Hubbard model, U_f^c in units of $U_{\text{MIT}}(T=0)$, found by the time-dependent Gutzwiller wavefunction as function of the switching time τ . (From Ref. [532].)

occur at smaller value of the interaction $U_*(\tau) \simeq U_{\text{MIT}}(T_*) \leq U_{\text{MIT}}(T=0)$, the equality holding only in the adiabatic limit when the switching-time $\tau \rightarrow \infty$. This expectation has been actually confirmed by explicit calculations within the time-dependent Gutzwiller approximation in Ref. [532], where a dynamical Mott transition is obtained for any value of τ with a critical value which increases with τ as shown in the plot of reported in Fig. 70.

It is much less obvious to predict the behavior for of a sudden quench of the interaction, which corresponds to the $\tau \rightarrow 0$ limit of the previously described protocol. Indeed this problem has been the first application of the time-dependent Gutzwiller approximation [527, 528]. The result is that a dynamical Mott transition occurs also in this limit at a critical $U_*(\tau \rightarrow 0) \simeq U_{\text{MIT}}(T=0)/2$, a value of the interaction for which no Mott transition occurs as a function of temperature within DMFT

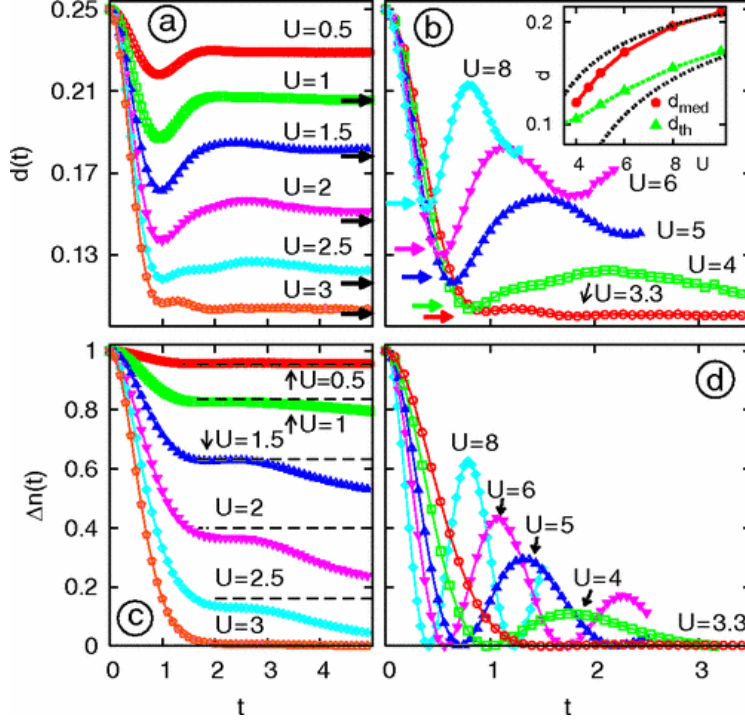


Figure 71. Fermi surface discontinuity Δn and double occupancy $d(t)$ after quenches to $U < 3$ (left panels) and $U > 3.3$ (right panels). Inset: thermal value d_{th} and d_{med} , the average of the first maximum and the second minimum of $d(t)$, which provides an estimate of the stationary value d_{stat} ; black dashed lines are the respective results from the strong-coupling expansion. taken from 604.

(See Fig. 69). One might be tempted to blame this surprising and counterintuitive result to the limitations of the Gutzwiller approximation which does not account for all the dissipative channels therefore inhibiting a proper thermalization.

This suspicion is completely ruled out by the DMFT studies of the same problem that in fact appeared before the Gutzwiller analysis in two pioneering papers[604, 605]. Here the authors used Continuous-Time Quantum Monte Carlo as the impurity solver, which leads to numerically exact results, but severely limits the simulation time. Despite this limitation, the results clearly show a sharp change in the dynamics at a critical value of the interaction $U_c^{dyn} \simeq 2D$ which can be associated to a possible dynamical phase transition. In Fig. 71, we reproduce the time evolution of the double occupancy $d(t) = \langle \sum_i n_{i\uparrow} n_{i\downarrow} \rangle$ and of the jump of the momentum distribution function at the Fermi level $\Delta n(t)$ from Ref. [604] for different values of the final interaction \bar{U} . Panels (a) and (c) refer to small

and intermediate values of \bar{U} , panels (b) and (d) to large values. In all cases the interaction quench reduces both $d(t)$ and $\Delta n(t)$ from the non-interacting value, but the dynamics is clearly different. For $U < U_c^{dyn}$ the system is trapped for very long times into a quasi stationary state characterized by a double occupancy which differs from the thermal equilibrium value by a quantity of order 1, while for $U > U_c^{dyn}$ the dynamics is characterized by oscillations with a frequency of the order $2\pi/U$ in the observables. The two behaviors are compatible with metallic and Mott-insulating responses, respectively. This might suggest that the DMFT dynamical phase transition is continuously connected with the equilibrium phase diagram we discussed above. On the other hand the critical value of the interaction $U_c^{dyn} \simeq 2D$ is smaller than the minimum value of U_{MIT} , which coincides with the finite-temperature critical point.

The possible connection between the results for finite switching time and the sudden quench has not been studied within time-dependent DMFT yet. We notice in conclusion that if the scenario which we have drawn on the basis of the present result would be confirmed, the existence of such dynamical transition implies the absence of thermalization.

We finally mention that the time-dependent Gutzwiller approximation (t-GA), i.e. the above variational scheme applied to lattices with finite coordination number, also predicts the possibility of a dynamical surface-Mott transition. Specifically, in Ref. [606] a correlated metal slab was studied whose surface is suddenly excited into a non-equilibrium state. Above a threshold, the supplied excitation energy dynamically drives the surface layer into a Mott insulating phase while the bulk is still metallic. In addition, if a realistic electron-phonon coupling is included in the calculation, the dynamical surface Mott-transition is found to be accompanied by a lattice deformation at the surface layers. [606] Therefore, should the prediction of t-GA be correct, such a phenomenon could be detected by monitoring either the conducting or the structural properties of the surface layers.

7.5. *Melting of antiferromagnetism and broken-symmetry phases*

In the previous section we focused on the paramagnetic phase of the Hubbard model, where no magnetic (or other) symmetry breaking is allowed. Under this assumption a dynamical transition has been identified which has a direct connection with the equilibrium Mott transition between a paramagnetic metal and a paramagnetic insulator.

However the ground state of the half-filled Hubbard model with nearest-neighbor hopping on a bipartite lattice is an antiferromagnetic (AFM) insulator for any coupling U , and a magnetic state is expected to be stable at low temperature for most values of U also in the presence of realistic lattices and hopping structures (for example in the presence of a next-neighbor hopping) as long as the degree of frustration is not extreme.

In Fig. 72 we report a phase diagram in the U -temperature plane which shows the stability of the AFM state as obtained by means of the finite-temperature Gutzwiller approximation [607]. The data are from Ref. [533]. A qualitatively similar phase diagram is obtained using DMFT.

The Néel temperature T_N , below which the system is an antiferromagnet increases exponentially at weak-coupling as predicted in a simple Hartree-Fock approximation, then reaches a maximum when U is of the order of the bandwidth $2D$, and then decreases. At large U , T_N is proportional to $J \sim D^2/U$, the superexchange coupling. In this regime the Hubbard model can indeed be mapped onto a Heisenberg model with coupling constant J , which is nothing but the t-J model

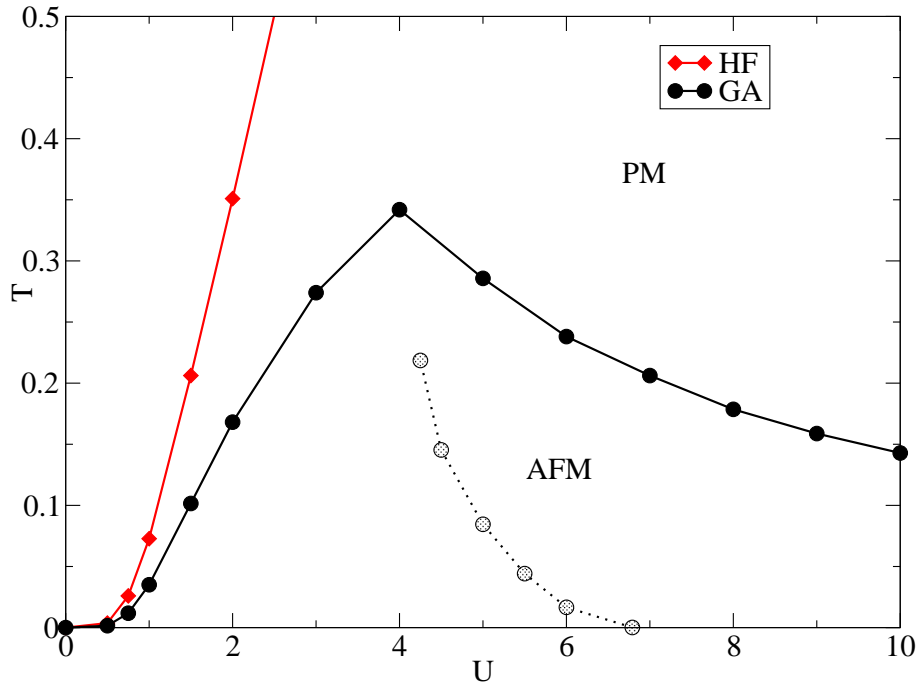


Figure 72. Phase diagram of the half-filled Hubbard model obtained within the Gutzwiller approximation for a model with a semicircular density of states (Bethe lattice) comparing the magnetic and paramagnetic solutions AFM marks the antiferromagnetic solution, which is always insulating, PM indicates the paramagnetic metallic phase. The first-order critical line between a PM and a paramagnetic Mott insulator which is obtained quenching magnetism is the dashed line with open symbols (See Fig. 72). The red line reproduces the Néel temperature within the Hartree-Fock approximation. Both U and T are in units of a quarter of the bandwidth (From Ref. [533].)

where no hopping is possible due to the double occupancy constraint. It is remarkable that the finite-temperature Gutzwiller variational approach can capture the correct non-monotonic behavior of T_N as function of U , which is completely out of the reach of the standard Hartree-Fock approximation, which predicts incorrectly that T_N always increases with U , see Fig. 72. We observe that the line marking the transition between the paramagnetic metal and the paramagnetic insulator lies below the T_N . Therefore, above T_N there only a crossover connects the metallic to the insulating state.

The above equilibrium phase diagram suggests an interesting perspective for the non-equilibrium behavior [533]. We consider a quantum quench of the interaction starting from an intermediate value of U_i . The wave function at $t = 0$ therefore coincides with the variational wavefunction Eq. (95) that minimizes the internal energy at $U_i = 4$, see Fig. 72. Then the interaction is quenched to $U_f \neq U_i$ defining a final Hamiltonian which governs the time evolution through the dynamical equations (105) and (106). Since the initial state is a superposition of an infinite number of excited states of the final Hamiltonian, the system is expected to thermalize to an asymptotic state with an effective temperature T^* . T^* is expected to be larger as the strength of the quench $|U_f - U_i|$ increases. Since T_N is nonmonotonic and it vanishes both for $U \rightarrow 0$ and $U \rightarrow \infty$, thermalization would imply the existence of two critical values of the final interaction such that, for $U_f^> > U_i$ a $U_f^< < U_i = T^*$ exceeds T_N leading to a final state without magnetic ordering. In other words, we would obtain a field-induced dynamical melting of antiferromagnetism above a critical $|U_f - U_i| = |U_f - 4|$. In particular, for $U_f \leq U_f^<$, the state would evolve into a paramagnetic metal at finite temperature, while for $U_f \geq U_f^>$ into a finite-temperature paramagnetic insulator. This qualitative expectation is indeed confirmed by explicit calculations within the Gutzwiller approximation in Ref. [533],

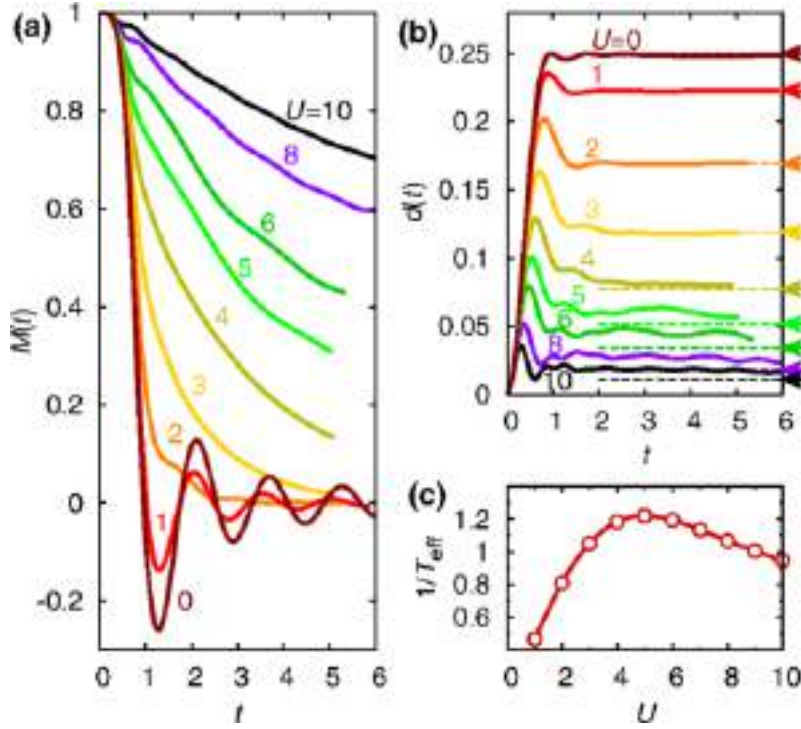


Figure 73. Time evolution of the double occupancy $d(t)$ (Panel (b)) and of the order parameter $M(t) = M/(1 - 2d(t))$ (Panel (a)) for different values of the interaction in a quench in which the initial state is the Néel antiferromagnet. In Panel (c) the inverse of the effective temperature reached after thermalization is plotted as a function of U . The arrows in Panel (b) are the value of double occupancy computed in equilibrium for the corresponding effective temperatures. Taken from Ref. [608]

where, using $U_i = 4$, the critical values $U_f^< \simeq 1.7$ and $U_f^> \simeq 21$ were found (here we use a quarter of the bandwidth as energy unit to facilitate the comparison with literature). It must be noted however that such critical values correspond to an effective temperature higher than the corresponding equilibrium T_N , which suggests that magnetism is more resilient to the quantum quench than expected on the basis of thermalization. It must be reminded that the Gutzwiller approximation does not describe the actual dissipation processes, and we can expect that the exact dynamics leads to actual thermalization correcting the non-thermal Gutzwiller asymptotic state.

The same quench protocol has been investigated within DMFT by Tsuji, Eckstein and Werner[600, 609]. In particular, Ref. [600] is dedicated to the weak-coupling

regime, with U_i ranging between 2 and 2.7 and $U_f < U_i$, where the persistence of magnetic ordering below the threshold expected by thermalization is observed in a finite range of parameters. Analyzing the decay of the magnetic order parameter for different values of U_i , the authors argue that the non-thermal state is only a transient regime in which the dynamics is trapped before reaching, at longer times, the final relaxation to a thermal state. The lifetime of the metastable non-thermal state is shown to increase as U_i is reduced. We finally turn to the properties of the nonthermal state obtained for $U_f > U_i$. In this region we expect an antiferromagnetic insulator for long times. It was found in Ref. [533] that although the magnetic ordered phase survives more than expected, for quenches $U_* \simeq 8.2 \leq U_f \leq U_f^>$ the non-equilibrium antiferromagnet shows incoherent excitations at the gap edges, in contrast to the equilibrium antiferromagnet which has coherent excitations. A similar trapping into a non-thermal state has been observed using DMFT in Ref. [609] for the case of a quench from $U_i = 4$ to slightly larger values of U . Here the transient state is found to be reminiscent of a doped AFM insulator, and its persistence has been attributed to the slow decay of doubly occupied sites.

In the previous section we focused on the paramagnetic phase of the Hubbard model, where no magnetic (or other) symmetry breaking is allowed. Under this assumption a dynamical transition has been identified which has a direct connection with the equilibrium Mott transition between a paramagnetic metal and a paramagnetic insulator. In Ref. [608] the melting of the Néel state has been studied using DMFT with the accurate DMRG solver. In this study the system is prepared in a classical Néel state and let evolve under the actual Hubbard Hamiltonian for different values of U and the results are summarized in Fig. 73. A crossover between two different relaxation dynamics occurs for $U \simeq 2.4$ (following the same notations of this whole section). In strong coupling the local magnetic moment survive the melting of the ordered AFM state. In this case the magnetic state is destroyed by the motion of the photoexcited carriers, similarly to what happens for doped models of the cuprates[387, 396, 397, 557, 597]. The destruction of the magnetic ordering in weak coupling is instead controlled by the quasiparticle excitations.

Besides the melting of the full AFM state, it is also possible to influence and control the strength of the exchange interaction J in a Mott antiferromagnet. In particular, it has been shown by explicitly simulating the spin precession in an antiferromagnet canted by a perpendicular magnetic field[610] that photo doped excitation can quench the exchange coupling on an ultrafast timescale almost as effectively as chemical doping. Using a Floquet approach, it has been proposed to exploit the same mechanism to control in an ultrafast and reversible way the exchange coupling[611]. In particular J can be enhanced and reduced by means of periodic modulations with a frequency smaller and larger than the Mott gap, and strong perturbations can even lead to a change of sign.

7.6. *Non-equilibrium dynamics beyond the single-band Hubbard model*

In this section we discuss how the non-equilibrium dynamics can become richer and more appealing if we relax the single-band approximation and introduce other orbitals in the low-energy description of the correlated material. This is not merely a theoretical complication, but it reflects the electronic structure of most correlated materials, while single-band materials like the cuprate superconductors are the exception rather than the rule.

If we assume that the orbitals are completely degenerate and we can neglect the

Hund's coupling, we can start from a $SU(N)$ symmetric Hubbard model

$$\mathcal{H} = \sum_{i,j,\sigma} \sum_{a=1}^N t_{ij} c_{ia}^\dagger c_{ja} + \frac{U}{2} \sum_i (n_i - n)^2, \quad (128)$$

where $a = 1, \dots, N$ labels one of the N orbitals, including the spin multiplicity of each atom (lattice site) and $n \leq N$ is the average number of electrons per site. Mott-Hubbard transitions occur in general at every integer value of n at some $U_c(n, N)$ such that a Mott insulator is stable for $U > U_c(n, N)$, while for any non-integer n the paramagnetic solution is always metallic. As in the case of the single-band Hubbard model, we expect some kind of spatial ordering to take place at low temperature to quench the orbital degeneracy corresponding to the number of ways to arrange n fermions into N orbitals, i.e. to the binomial coefficient $C(N, n)$. However, within mean-field theories like Gutzwiller and DMFT we can neglect any kind of ordering and study the fully symmetric solution, what for $SU(2)$ implies enforcing paramagnetism. In this case it is well established within DMFT [149] that two critical value of the interaction U_{c1} and U_{c2} exist, with $U_{c1} < U_{c2}$. Below U_{c1} only a metallic solution can be found, which means that no insulating minimum of the energy exists, while above U_{c2} there is no metallic minimum, the model is insulating. For $U_{c1} \leq U \leq U_{c2}$ both metallic and insulating solutions exist as local minima of an energy functional. In principle a first-order transition is expected at the value of U for which the energies of the two solutions cross. However, for the fully symmetric model the point at which the crossing of the energy curves coincides with U_{c2} , the point at which the metal becomes unstable, so that in the whole coexistence region between U_{c1} and U_{c2} the lowest energy state is always metallic and the zero-temperature Mott transition is continuous (of second-order). At any finite temperature the delicate balance between the two internal energies is broken by the different entropy of the two solutions (the metal has a smaller entropy) and the transition becomes of first-order. As a matter of fact, the fully symmetric case has the same physics of the single-band Hubbard model.

Turning back to zero temperature we can now add a symmetry-lowering field Δ to the Hamiltonian

$$\delta\mathcal{H} = -\Delta \sum_i \mathcal{M}_i = -\Delta \sum_i \sum_{a,b=1}^N c_{ia}^\dagger M_{ab} c_{ib}, \quad (129)$$

where \mathcal{M}_i can be one of the $SU(N)$ generators, which splits the orbital degeneracy. To visualize the effect we can consider a two orbital model and $\mathcal{M}_i = n_{i1} - n_{i2}$ which manifestly makes one of the two orbitals energetically more convenient. If we aim at a realistic description of solids, we should also include interaction terms that lower the $SU(N)$ symmetry, specifically the Coulomb exchange splitting responsible of the Hund's rules, whose interplay with the single-particle field Δ can lead to a variety of phenomena including both cooperation and competition between the two symmetry-breaking terms. [612–617] When $n = 1$ or $n = N - 1$ the role of the Hund's interaction is indeed much more limited and it can be neglected. For the sake of simplicity, we limit the present discussion to such simpler situations and we simply consider the fully symmetric form of the Coulomb interaction.

When Δ is finite the energetic balance between the two solutions in the coexistence region is not obvious and we can safely discard the possibility in which the energies of the two solutions coincide exactly at U_{c2} , which remains a marginal case, realized only in the fully symmetric model at zero temperature. We hence

expect that for any fine $\Delta > 0$, even much smaller than U and the bandwidth W , there will be a genuine first order phase transition at some U_c within the coexistence region $U_{c1} < U_c < U_{c2}$. Both the strongly correlated metal near the transition and the Mott insulator are expected to have a very large susceptibility to the symmetry-lowering field (129), even if the insulator is expected to display a larger response because of the localized character of the carriers. That implies that the site-independent average $m = \langle \mathcal{M}_i \rangle$, which we shall denote as "orbital polarization", is greater in the insulator than in the metal. Therefore, we expect that on the insulating side of the coexistence region, i.e. for $U_c < U < U_{c2}$, even though the ground state is a Mott insulator characterized a larger value $\langle \mathcal{M}_i \rangle = m_I$, a metastable metal phase with higher energy and $\langle \mathcal{M}_i \rangle = m_M < m_I$ exists, as schematically shown in Fig. 74.

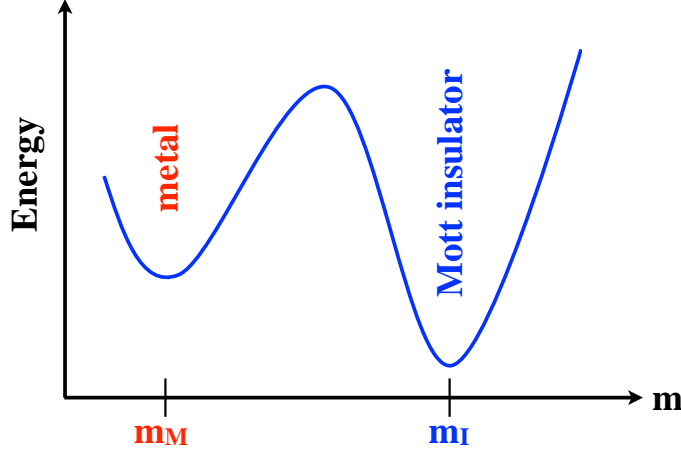


Figure 74. Sketch of the total energy as a function of the orbital polarization $m = \langle \mathcal{M}_i \rangle$ on the insulating side of the coexistence region, $U_c < U < U_{c2}$. The insulator, characterized by a larger \mathcal{M} is the absolute energy minimum, while the metal has a lower orbital polarization and higher energy.

The above physical scenario has been explicitly uncovered in a two-orbital Hubbard model, which corresponds to $N = 4$ including spin degeneracy at quarter filling $n = 1$ (one electron per site), in the presence of a crystal field, [607, 618]. This simple model has also been proposed to capture the essential physics of V_2O_3 . The Hamiltonian reads

$$\begin{aligned} \mathcal{H} = & \sum_{a=1}^2 \sum_{\mathbf{k}\sigma} \epsilon_{\mathbf{k}} c_{a\mathbf{k}\sigma}^\dagger c_{a\mathbf{k}\sigma} + \sum_{\mathbf{k}\sigma} \gamma_{\mathbf{k}} (c_{1\mathbf{k}\sigma}^\dagger c_{2\mathbf{k}\sigma} + H.c.) \\ & + \sum_i \left[-\Delta (n_{1i} - n_{2i}) + \frac{U}{2} (n_{1i} + n_{2i} - 1)^2 \right], \end{aligned} \quad (130)$$

where $a = 1, 2$ labels the two orbitals, U parametrizes the on-site repulsion and $\Delta > 0$ the crystal field splitting. We include a small inter-orbital hopping $\gamma_{\mathbf{k}}$, with a symmetry such that the local single-particle density matrix remains diagonal in the orbital indices 1 and 2. This choice assures that the occupation of each orbital is not a conserved quantity and yet that both orbitals are irreducible representations of the crystal field symmetry.

When Δ is much smaller than the bandwidth W and $U = 0$, the Hamiltonian (130) describes a metal with two overlapping partially occupied bands. Even though

the two orbitals are hybridized, the lower energy band has mainly orbital character "1" while the upper energy one mostly orbital character "2". Therefore we shall refer to them as band "1" and "2", respectively.

A finite U brings two main effects. One is the standard reduction of the coherent quasiparticle bandwidth $W \rightarrow W_* < W$ that we described in Sec. 4. In addition, U generates an internal field $\Delta_{\text{int}}(m)$ that depends on the orbital polarization and it sums up to external field Δ , i.e.

$$\Delta_{\text{eff}}(m) = \Delta + \Delta_{\text{int}}(m) > \Delta. \quad (131)$$

In contrast with the quasiparticle bandwidth reduction, which requires to use the Gutzwiller scheme or DMFT, the Stoner-like enhancement of the crystal-field splitting can be described also within an independent particle picture. Within Hartree-Fock one immediately finds a simple expression that can guide our interpretation

$$\Delta_{\text{int}}(m) = \frac{U}{4} m. \quad (132)$$

As a result, when U increases, the reduction of the effective bandwidth and the enhancement of the effective splitting cooperate to gradually deplete the band "2". At some value of Z the upper band is therefore completely depleted, which implies that lower band becomes half-filled. If Δ is small enough, the full polarization leading to half-filling of the occupied band takes place for an interaction value such that the Hubbard bands are already formed and the system becomes an half-filled Mott insulator. An interesting features revealed both by DMFT [618] and by the GA [607] is that the correlation effects are gradually washed out as the band "2" becomes less and less populated, so that the Mott-Hubbard sub-bands have mostly orbital character "1". This evolution from a two-band metal into a Mott insulator is schematically shown in Fig. fig-8.1-5.

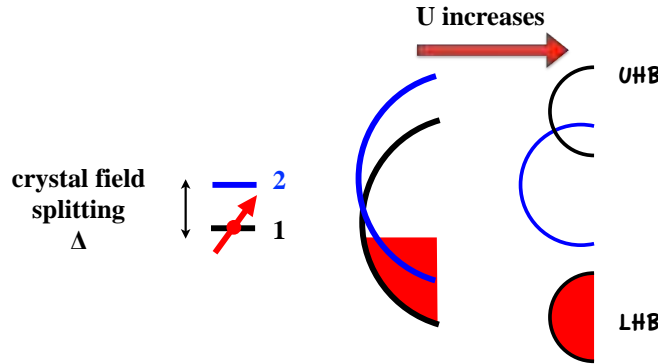


Figure 75. Schematic DOS as the repulsion U increases. On the left the isolated site is shown with the two crystal-field split orbitals, the lower one being occupied by the available electron. In the center, we sketch the metal DOS when $U = 0$. Finally, on the right the DOS in the Mott insulator is drawn, with occupied lower Hubbard band (LHB), unoccupied upper Hubbard band (UHB), both with character "1", and, in between, the empty band "2" undressed by correlations.

Within the paramagnetic sector, i.e. preventing magnetic ordering, the physics is exactly the same we previously described in a generic $SU(N)$ model. Therefore we

expect the transition from the two-band metal into the Mott insulator to be of first order, which is indeed clearly found in the Gutzwiller approximation [607], while DMFT [618] does not completely rule out a second order transition. When we allow for magnetism, in the present bipartite lattice the Mott insulator is expected to order in an AFM way, since the Mott localized band "1" is half-filled. This is indeed what is found, [607] with a clear evidence, both by DMFT and GA, of a first-order transition from the two-band metal to the antiferromagnetic Mott insulator. The temperature T versus U phase diagram obtained in Ref. [607] by the GA is shown in Fig. fig-8.1-6, and agree well with DMFT, also worked out in the same reference. It is remarkable that, in constrast with the single-band Hubbard model, the first order line that separates paramagnetic metal from paramagnetic Mott insulator at finite temperature is not completely covered by the antiferromagnetic dome and a first-order Mott transition is indeed present in the actual solution of the model. Indeed, such a phase diagram closely resembles the experimental data on V_2O_3 confirming that the present model contains the basic physics of this prototypical material.

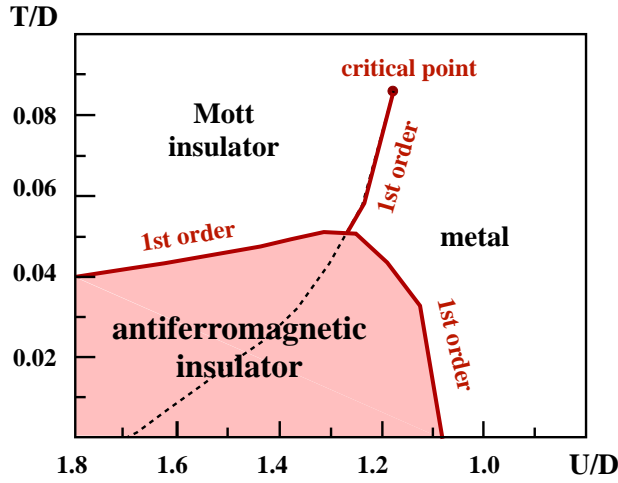


Figure 76. Phase diagram of the model Eq. (130) in the U - T plane at $\Delta = 0.025W = 0.05D$ taken from the data of Ref. [607] and obtained within the GA.

The physical scenario exemplified by Fig. 74 and realized in the model Eq. (130), assumed to mimic vanadium sesquioxide, suggests in fact an appealing non-equilibrium pathway to drive metallic a Mott insulator. Let us assume that the on-site single-particle excitation from orbital "1" to "2" is optically allowed. It follows that a short laser pulse might excite a certain fraction Δn of electrons from orbital "1" to "2", thus lowering the orbital polarization by $\Delta m = -2\Delta n$, where $m = n_1 - n_2$ in this case. When $|\Delta m|$ is large enough, the system may cross the potential barrier between the two minima and fall into the attraction range of the relative metallic minimum, see Fig. 74, hence stay trapped in the metastable metal phase where the gap ΔE_{GAP} between the valence band "1" and the conduction

band "2" has collapsed. This scenario clearly emerges from the time-dependent Gutzwiller approximation in Ref. [619]. In Fig. 77 we show the long-time value of the gap ΔE_{GAP} that is reached as function of the non-equilibrium orbital polarization m_i that the system acquires after the laser pulse, assumed here to last infinitely short time, smaller then the equilibrium value $m_{\text{eq}} \simeq 1$. If we want to

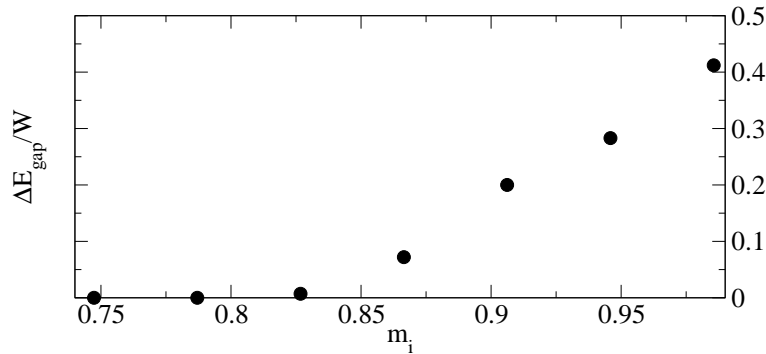


Figure 77. Long time value of the gap ΔE_{GAP} between band "1" and "2" as function of the non-equilibrium orbital polarization m_i that the system acquires after an infinitely short laser pulse. [From Ref. [619].]

compare these results with experiments, we have to consider that the data of Fig. 77 refer to a simulation where translational symmetry is enforced. In this case, since the metallic solution is anyway a minimum of the energy, the system can in principle remain trapped in the metastable phase for a very long or even infinite time. In a real solid, however, the coexistence of solution will not lead to a competition between alternative homogenous states, but it will rather give rise to the nucleation of droplets of the metastable phase which would eventually evaporate restoring the Mott insulator, with a dynamics which is expected to be slower and slower as the system approaches the Mott transition. Such a non-equilibrium gap collapse driven by an ultrashort laser pulse has been actually observed in VO_2 [482] and in V_2O_3 [620].

7.7. *Electron-phonon interaction beyond the two-temperature model*

As discussed in Sec. 5.2.2, pump-probe techniques have been widely used to investigate the dynamics of electron-boson coupling in many different materials. The analysis of time-domain data is usually based on the assumption that the ultrafast relaxation dynamics is regulated by the same electron-boson matrix elements that determine the electronic self-energy at equilibrium (see Chap. 3). Furthermore, the quantitative determination of the electron-boson interaction strength often relies on the use of simplified models (see Sec. 3.3) that do not include quantum coherence and correlation effects. The experimental efforts thus naturally triggered the development of microscopic models of the electron-phonon interaction out of equilibrium aimed at benchmarking the validity of the assumptions behind the standard analysis of ultrafast experiments.

A rather general result arising from microscopic models is that, when the electron-boson coupling is relatively small, the relaxation dynamics is largely controlled by the equilibrium physics, and the relaxation times characterizing the time evolution turn out to be dictated by the equilibrium scattering rates, computed from the low-frequency limit of the imaginary part of the self-energy. This observation is crucial to use out-of-equilibrium spectroscopy to extract intrinsic properties of the materials from the real-time dynamics without assumptions of specific modeling.

Most of microscopic studies are based on the simplest model for electron-phonon interaction, namely the Holstein model

$$\hat{H} = g \sum_i n_i (a_i + a_i^\dagger) + \omega_0 \sum_i a_i^\dagger a_i, \quad (133)$$

where $n_i = \sum_\sigma c_{i\sigma}^\dagger c_{i\sigma}$ is the total fermionic occupation of site i , a_i and a_i^\dagger are the annihilation and creation operator for a local bosonic mode on site i . The phonons are dispersionless Einstein modes and they are coupled with the total charge. The dimensionless coupling λ can be defined as $\lambda = g^2/(2\omega_0 t_0)$. The groundstate of the model generally undergoes a crossover from a metal weakly coupled to phonons to a polaronic regime, where the electrons are almost localized by the strong coupling with the lattice. The crossover occurs for $\lambda \sim 1$, essentially for every electron density, when the phonon frequency is smaller than the hopping (adiabatic regime). A different criterion, i.e., $g/\omega_0 > 1$, is required for large phonon frequencies (antiadiabatic regime) [621–623]. In the absence of Hubbard repulsion polarons bind into bipolaronic pairs which may eventually lead to an bipolaronic insulating state [624, 625].

Using exact diagonalization Golez et al. [392, 626] have studied the effect of an impulsive excitation in a one-dimensional Holstein model and obtained the scattering time as a function of the model parameters finding different regimes. For very weak coupling ($\lambda \gg 0.1t_0/\omega_0$) $1/\tau$ is linear in the coupling in agreement with the Fermi golden rule, while it becomes sublinear for $\lambda > 0.1t_0/\omega_0$. As mentioned above, the actual relaxation time is closely connected with the imaginary part of the self-energy, i.e. with the equilibrium scattering rate. In Ref. 414 a dissipative behavior is recovered for a single fermion coupled with phonons in one dimension in the limit of weak coupling and small phonon frequency.

Using the simple Migdal approximation for which the self-energy can be easily computed [417, 560, 627] it has been shown that the relaxation dynamics can largely be understood in terms of equilibrium physics, confirming that, at least within this approximation, the equilibrium scattering rate determines the actual relaxation dynamics when the system is driven out of equilibrium. The results have been applied to the understanding of different time-resolved spectroscopies and led the authors to propose a time-resolved Compton scattering to characterize the unoccupied states of materials [560].

The relaxation of electron-phonon systems has been explored recently by Murakami et al. [628] using Dynamical Mean-Field Theory and describing the excitation process as a simple quantum quench, where the electron-phonon interaction is suddenly switched on from zero to a finite value. Also this study has shown that different dynamics take place even within the weak-coupling regime, when the system is still far from polaronic localization and one might expect that dissipative effects prevail over intrinsic interactions. For very weak coupling a fast damping of the oscillations associated to phonon excitation is observed, while the electron dynamics is much slower. In the second regime of coupling the electron dynamics becomes faster than the phonon damping, leading to a sort of thermalization. The behavior is explained in terms of a different dependence on the coupling of the phononic and electronic self-energies.

The strong-coupling limit has been instead explored by Sayyad and Eckstein [629] by means of the exact solution of the single-polaron problem which generalized the equilibrium result of Ref. 621. The authors focused on the adiabatic strong coupling regime (small phonon frequency, large coupling) where they observed a regime of coexistence between excited polarons and more itinerant states. Interestingly, the

phonon cloud seems to be described by a Fermi golden rule even in this strong coupling regime.

In the presence of strong Hubbard-like repulsion the scenario for electron-phonon assisted relaxation can change according to the parameters range. Indeed equilibrium studies already suggested that strong correlations can strongly affect the signature of electron-phonon interaction. In Ref. 630 it has been shown that for U larger than the phononic scales and the kinetic energy, phonon effects are strong only for high-energy processes (i.e. on short timescales), while the electron-phonon interaction can be described as an effective non-retarded interaction at low-energy (long timescales). This is particularly strong at half filling, where Mott localization takes place, but it also affects strongly correlated metallic states [631].

In Ref. 632 the transfer of energy from electrons to a phononic environment has been discussed solving the Schrödinger equation for many-electron wavefunctions coupled with different kind of vibrations. Werner and Eckstein have shown that electron-phonon coupling can effectively dissipate the excess of doubly excited states following a quench of the Coulomb interaction [633]. An electric-field driven effective enhancement of the electron-phonon coupling in Mott insulators subject to a DC field with potential implications for photoemission spectra has been also observed [634].

8. Experimental perspectives

Here we have reviewed the most recent experimental results and theoretical models for studying the non-equilibrium electronic, optical, structural and magnetic properties of correlated materials in the sub-picosecond time domain. Although the main focus was on the prototypical correlated oxides exhibiting the superconducting and other exotic phases at low temperature, other topical materials, such as iron-based and organic superconductors, MgB_2 , charge-transfer insulators and many others have been mentioned and discussed to some extent. The main conclusion of this extended review is quite clear for it shows that the gate toward novel experiments, concepts and theories is unlocked. As a matter of fact the impressive amount of techniques and experimental data that need to be coherently understood calls for the development of new theoretical concepts and treatises. This is particularly pressing for a major revolution has started recently when the first free-electron laser sources have been used for studying the non-equilibrium electronic, magnetic and structural properties of the matter. Today it is quite clear that the possibility of generating ultra-bright and ultra-short light pulses, extending from the VUV to the hard X-rays region, requires to expand beyond the present paradigm the numerical and analytic techniques for microscopically treating the non-equilibrium phenomena. From the present review is undoubtedly emerging that the ultrafast optical spectroscopy of correlated materials and, more in general, the non-equilibrium physics in condensed matter represents a challenging new frontier allowing to picture the transient changes of electronic states and lattice structures, along with the dynamics of single-particle excitations and collective phenomena. However, even more challenging is the future possibility to extending to the X-ray region the coherent and quantum optics studies, at the present possible only for the spectral regions available by the conventional laser sources. This is quite clear now, since externally seeded FEL like FERMI have shown the possibility of generating fully coherent EUV, soft X-ray pulses with a time structure of few tens of fs.

From the time of the exploratory pump-probe experiments, the time-resolved techniques have revealed in the past thirty years a great potentiality for probing correlated electron systems, proving that the ultrafast experiments can provide unique

information about the gap(s) dynamics, the associated quasi-particle relaxation and the electron-boson interactions. These findings are opening the road to new more sophisticated spectral- and momentum-resolved techniques. Non-equilibrium experiments, as shown here, also led to novel and exotic phenomenological theoretical descriptions of the elementary phenomena and to analytical expressions for evaluating the relaxation times, the amplitude of the optical response, and the laser fluence dependences. These experiments have been particularly critical for studying the non-equilibrium properties in cuprates and for triggering significant theoretical efforts to determine the electron-boson coupling from time resolved experiments without assuming effective temperature models.

Although the main body of this review is focused to study the non-equilibrium properties of strongly correlated materials in the limit of small perturbations, we also bring to the attention of the reader the fact that different excitations can explore the limits where light pulses can perturb the overall physical properties of materials unlocking the gate for the ultra-fast control of macroscopic properties of the material. The fundamental idea is to induce controlled photo-excitations within time windows shorter than the characteristic times of the relaxation processes. This will bring the matter into highly off-equilibrium transient regimes. These regimes are found to have an anomalous energy distribution between electrons, ions, and spins, possibly resulting in fast changes of the material properties. In other words the photo-excitation can lead to a highly non-thermal distribution of energy among the different degrees of freedom and such a transient non-equilibrium state, eventually enabling the ultrafast light-based control of material properties.

Finally, the recent advances in the production of increasingly short pulses in the sub-10 fs/attosecond range [33, 34, 635] are expected to open the route to a completely unexplored physics, in which the temporal resolution is shorter than the dephasing time of the excited many-body wavefunctions. In this limit, multi-pulse combinations can be used to implement multi-dimensional spectroscopic techniques [636] in order to study the fundamental optical dephasing processes in correlated materials and optically manipulate the macroscopic polarization by creating quantum superposition of many body wavefunctions. At the same time, the possibility of performing photon-number statistics [637] in pump-probe experiments could unlock the gate to novel approaches to track the fluctuations of the atomic positions or of other degrees of freedom that can couple with the electro-magnetic field.

9. Acknowledgements

We would like to acknowledge the many useful discussions with A. Amaricci, Avella, R. Averitt, F. Banfi, L. Benfatto, L. Boeri, J. Bonča, U. Bovensiepen, F. Carbone, A. Cavalleri, G. Cerullo, F. Cilento, R. Comin, G. Coslovich, S. Dal Conte, A. Damascelli, L. de' Medici, J. Demsar, M. Eckstein, G. Ferrini, J. Freericks, N. Gedik, M. Grilli, V. Kabanov, R. Kaindl, B. Keimer, A. Kemper, G. Kotliar, A. Lanzara, M. Le Tacon, A. Leitenstorfer, Z. Lenarčič, J. Lorenzana, D. Manske, M. Marsi, T. Mertelj, M. Mierzejewski, J. Orenstein, L. Perfetti, F. Peronaci, P. Prelovšek, M. Sandri, G. Sangiovanni, G. Sawatzky, D. Scalapino, M. Schirò, A.J. Taylor, A. Toschi, L. Vidmar, C. Weber, P. Werner. Part of the research activities which the review is based on received funding from the European Union, Seventh Framework Programme (FP7 2007-2013), under Grant No. 280555 (GO FAST). FP and DF acknowledge the FERMI project at Elettra Sincrotrone Trieste S.c.p.A., partially supported by the Ministry of University and Research (Grants No. FIRBRBAP045JF2 and No. FIRBRBAP06AWK3).

References

- [1] R.L. Fork, B.I. Greene, and C.V. Shank, *Generation of optical pulses shorter than 0.1 psec by colliding pulse mode locking*, Applied Physics Letters 38 (1981), pp. 671–672.
- [2] J. Valdmánis and R. Fork, *Design considerations for a femtosecond pulse laser balancing self phase modulation, group velocity dispersion, saturable absorption, and saturable gain*, Quantum Electronics, IEEE Journal of 22 (1986), pp. 112–118.
- [3] R.L. Fork, C.H.B. Cruz, P.C. Becker, and C.V. Shank, *Compression of optical pulses to six femtoseconds by using cubic phase compensation*, Opt. Lett. 12 (1987), pp. 483–485.
- [4] D. Spence, P. Kean, and W. Sibbett, *60-fsec pulse generation from a self-mode-locked Ti:sapphire laser*, Opt. Lett. 16 (1991), pp. 42–44.
- [5] R. Merlin, *Generating coherent THz phonons with light pulses*, Solid State Communications 102 (1997), pp. 207–220 Highlights in Condensed Matter Physics and Materials Science.
- [6] T.E. Stevens, J. Kuhl, and R. Merlin, *Coherent phonon generation and the two stimulated Raman tensors*, Physical Review B 65 (2002), pp. 1–4.
- [7] K. Matsuda, I. Hirabayashi, K. Kawamoto, T. Nabatame, T. Tokizaki, and A. Nakamura, *Femtosecond spectroscopic studies of the ultrafast relaxation process in the charge-transfer state of insulating cuprates*, Phys. Rev. B 50 (1994), pp. 4097–4101.
- [8] W. Albrecht, T. Kruse, and H. Kurz, *Time-resolved observation of coherent phonons in superconducting $\text{YBa}_2\text{Cu}_3\text{O}_{7-\delta}$ thin films*, Phys. Rev. Lett. 69 (1992), pp. 1451–1454.
- [9] J.M. Ginder, M.G. Roe, Y. Song, R.P. McCall, J.R. Gaines, E. Ehrenfreund, and A.J. Epstein, *Photoexcitations in La_2CuO_4 : 2-eV energy gap and long-lived defect states*, Phys. Rev. B 37 (1988), pp. 7506–7509.
- [10] W.R. Donaldson, a.M. Kadin, P.H. Ballentine, and R. Sobolewski, *Interaction of picosecond optical pulses with high T_c superconducting films*, Applied Physics Letters 54 (1989), p. 2470.
- [11] W.S. Brocklesby, D. Monroe, a.F.J. Levi, M. Hong, S.H. Liou, J. Kwo, C.E. Rice, P.M. Mankiewich, and R.E. Howard, *Electrical response of superconducting $\text{YBa}_2\text{Cu}_3\text{O}_{7\delta}$ to light*, Applied Physics Letters 54 (1989), p. 1175.
- [12] A. Frenkel, M.A. Saifi, T. Venkatesan, C. Lin, X.D. Wu, and a. Inam, *Observation of fast nonbolometric optical response of nongranular high- T_c $\text{Y}_1\text{Ba}_2\text{Cu}_3\text{O}_{7-x}$ superconducting thin films*, Applied Physics Letters 54 (1989), p. 1594.
- [13] S.V. Chekalín, V.M. Farztdinov, V.V. Golovlyov, V.S. Letokhov, Y.E. Lozovik, Y.A. Matveets, and A.G. Stepanov, *Femtosecond spectroscopy of $\text{YBa}_2\text{Cu}_3\text{O}_{7-\delta}$: Electron-phonon-interaction measurement and energy-gap observation*, Phys. Rev. Lett. 67 (1991), pp. 3860–3863.
- [14] D.H. Reitze, A.M. Weiner, A. Inam, and S. Etemad, *Fermi-level dependence of femtosecond response in nonequilibrium high- T_c superconductors*, Phys. Rev. B 46 (1992), pp. 14309–14312.
- [15] Semenov, A. D. and Gol'tsman, G. N. and Gogidze, I. G. and Sergeev, A. V. and Gershenson, E. M. and Lang, P. T. and Renk, K. F., *Subnanosecond photoresponse of a YBaCuO thin film to infrared and visible radiation by quasiparticle induced suppression of superconductivity*, Applied Physics Letters 60 (1992), p. 903.
- [16] G. Yu, C.H. Lee, A.J. Heeger, N. Herron, E.M. McCarron, L. Cong, G.C. Spalding, C.A. Nordman, and A.M. Goldman, *Phase separation of photogenerated carriers and photoinduced superconductivity in high- T_c materials*, Phys. Rev. B 45 (1992), pp. 4964–4977.
- [17] T. Gong, L.X. Zheng, W. Xiong, W. Kula, Y. Kostoulas, R. Sobolewski, and P.M. Fauchet, *Femtosecond optical response of Y-Ba-Cu-O thin films: The dependence on optical frequency, excitation intensity, and electric current*, Phys. Rev. B 47 (1993), pp. 14495–14502.
- [18] M. Lindgren, V. Trifonov, M. Zorin, M. Danerud, D. Winkler, B.S. Karasik, G.N. Goltsman, and E.M. Gershenson, *Transient resistive photoresponse of $\text{YBa}_2\text{Cu}_3\text{O}_{7\delta}$ films using low power 0.8 and 10.6 μm laser radiation*, Applied Physics Letters 64 (1994), p. 3036.
- [19] N. Sarukura, Y. Ishida, H. Nakano, and Y. Yamamoto, *cw passive mode locking of a Ti:sapphire laser*, Applied Physics Letters 56 (1990).
- [20] D. Strickland and G. Mourou, *Compression of amplified chirped optical pulses*, Optics Communications 56 (1985), pp. 219 – 221.
- [21] A. Bartels, R. Cerna, C. Kistner, A. Thoma, F. Hudert, C. Janke, and T. Dekorsy, *Ultrafast time-domain spectroscopy based on high-speed asynchronous optical sampling*, Review of Scientific Instruments 78 (2007), 035107.
- [22] V. Stoica, Y.M. Sheu, D. Reis, and R. Clarke, *Wideband detection of transient solid-state dynamics using ultrafast fiber lasers and asynchronous optical sampling*, Optics express 16 (2008), pp. 2322–35.
- [23] H. Yoneda, H. Morikami, K. Ueda, and R.M. More, *Ultrashort-Pulse Laser Ellipsometric Pump-Probe Experiments on Gold Targets*, Phys. Rev. Lett. 91 (2003), p. 075004.
- [24] L. Guidoni, E. Beaupaire, and J.Y. Bigot, *Magneto-optics in the Ultrafast Regime: Thermalization of Spin Populations in Ferromagnetic Films*, Phys. Rev. Lett. 89 (2002), p. 017401.
- [25] E. Beaupaire, J.C. Merle, A. Daunois, and J.Y. Bigot, *Ultrafast Spin Dynamics in Ferromagnetic Nickel*, Phys. Rev. Lett. 76 (1996), pp. 4250–4253.
- [26] C.J. Stevens, D. Smith, C. Chen, and J.F. Ryan, *Evidence for Two-Component High-Temperature Superconductivity in the Femtosecond Optical Response of $\text{YBa}_2\text{Cu}_3\text{O}_{7-\delta}$* , Phys. Rev. Lett. 78 (1997), pp. 2212–2215.
- [27] J. Demsar, B. Podobnik, V.V. Kabanov, T. Wolf, and D. Mihailovic, *Superconducting gap Δ_c , the pseudogap Δ_p , and pair fluctuations above T_c in overdoped $\text{Y}_{1-x}\text{Ca}_x\text{Ba}_2\text{Cu}_3\text{O}_{7-\delta}$ from femtosecond time-domain spectroscopy*, Physical Review Letters 82 (1999), pp. 4918–4921.
- [28] O. Misochko, N. Georgiev, T. Dekorsy, and M. Helm, *Two Crossovers in the Pseudogap Regime of $\text{YBa}_2\text{Cu}_3\text{O}_{7-\delta}$ Superconductors Observed by Ultrafast Spectroscopy*, Physical Review Letters 89 (2002), p. 067002.
- [29] G. Segre, N. Gedik, J. Orenstein, D. Bonn, R. Liang, and W.N. Hardy, *Photoinduced Changes of Reflectivity in Single Crystals of $\text{YBa}_2\text{Cu}_3\text{O}_{6.5}$ (Ortho II)*, Physical Review Letters 88 (2002), p.

- 137001.
- [30] Y. Xu, M. Khafizov, L. Satrapinsky, P. Kúš, a. Plecenik, and R. Sobolewski, *Time-Resolved Photoexcitation of the Superconducting Two-Gap State in MgB_2 Thin Films*, Physical Review Letters 91 (2003), p. 197004.
 - [31] R. Boyd *Nonlinear Optics*, Academic Press, 2003.
 - [32] N. Bloembergen *Nonlinear Optics*, World Scientific, 1996.
 - [33] G. Cerullo and S. De Silvestri, *Ultrafast optical parametric amplifiers*, Review of Scientific Instruments 74 (2003), pp. 1–18.
 - [34] D. Brida, C. Manzoni, G. Cirri, M. Marangoni, S. Bonora, P. Villoresi, S. De Silvestri, and G. Cerullo, *Few-optical-cycle pulses tunable from the visible to the mid-infrared by optical parametric amplifiers*, Journal of Optics 12 (2010), p. 013001.
 - [35] R. Yuzupov, T. Mertelj, V.V. Kabanov, S. Brazovskii, P. Kusar, J.h. Chu, I.R. Fisher, and D. Mihailovic, *Coherent dynamics of macroscopic electronic order through a symmetry breaking transition*, Nature Physics 6 (2010), pp. 681–684.
 - [36] J.H. Bechtel, *Heating of solid targets with laser pulses*, Journal of Applied Physics 46 (1975), pp. 1585–1593.
 - [37] T. Mertelj, V. Kabanov, and C. Gadermaier, *Distinct Pseudogap and Quasiparticle Relaxation Dynamics in the Superconducting State of Nearly Optimally Doped $SmFeAsO_{0.8}F_{0.2}$ Single Crystals*, Physical Review Letters 102 (2009), p. 117002.
 - [38] J. Léonard, N. Lecong, J.P. Likforman, O. Crégut, S. Haacke, P. Viale, P. Leproux, and V. Couderc, *Broadband ultrafast spectroscopy using a photonic crystal fiber: application to the photophysics of malachite green*, Opt. Express 15 (2007), pp. 16124–16129.
 - [39] J.M. Dudley, G. Genty, and S. Coen, *Supercontinuum generation in photonic crystal fiber*, Rev. Mod. Phys. 78 (2006), pp. 1135–1184.
 - [40] D. Wegkamp, D. Brida, S. Bonora, G. Cerullo, J. Sthler, M. Wolf, and S. Wall, *Phase retrieval and compression of low-power white-light pulses*, Applied Physics Letters 99 (2011), 101101, pp. –.
 - [41] F. Cilento, C. Giannetti, G. Ferrini, S. Dal Conte, T. Sala, G. Coslovich, M. Rini, A. Cavalleri, F. Parmigiani, and S. Dal Conte, *Ultrafast insulator-to-metal phase transition as a switch to measure the spectrogram of a supercontinuum light pulse*, Applied Physics Letters 96 (2010), p. 021102.
 - [42] F. Novelli, D. Fausti, J. Reul, F. Cilento, P.H.M. Loosdrechtvan, A.A. Nugroho, T.T.M. Palstra, M. Grüninger, and F. Parmigiani, *Ultrafast optical spectroscopy of the lowest energy excitations in the Mott insulator compound YVO_3 : Evidence for Hubbard-type excitons*, Physical Review B 86 (2012), p. 165135.
 - [43] C. Giannetti et al., *Revealing the high-energy electronic excitations underlying the onset of high-temperature superconductivity in cuprates.*, Nat. Commun. 2 (2011), p. 353.
 - [44] F. Novelli et al., *Witnessing the formation and relaxation of dressed quasi-particles in a strongly correlated electron system*, Nat. Commun. 5 (2014), p. 5112.
 - [45] R.A. Kaindl, M.A. Carnahan, J. Orenstein, D.S. Chemla, H.M. Christen, H.Y. Zhai, M. Paranthaman, and D.H. Lowndes, *Far-Infrared Optical Conductivity Gap in Superconducting MgB_2 Films*, Phys. Rev. Lett. 88 (2001), p. 027003.
 - [46] M. Hangyo, M. Tani, and T. Nagashima, *Terahertz Time-Domain Spectroscopy of Solids: A Review*, International Journal of Infrared and Millimeter Waves 26 (2005), pp. 1661–1690.
 - [47] A. Nahata, A.S. Welington, and T.F. Heinz, *A wideband coherent terahertz spectroscopy system using optical rectification and electro-optic sampling*, Applied Physics Letters 69 (1996), pp. 2321–2323.
 - [48] W. Shi, Y.J. Ding, N. Fernelius, and K. Vodopyanov, *Efficient, tunable, and coherent 0.18–5.27-THz source based on $GaSe$ crystal*, Opt. Lett. 27 (2002), pp. 1454–1456.
 - [49] J. Hebling, K.L. Yeh, M.C. Hoffmann, B. Bartal, and K.A. Nelson, *Generation of high-power terahertz pulses by tilted-pulse-front excitation and their application possibilities*, J. Opt. Soc. Am. B 25 (2008), pp. B6–B19.
 - [50] A. Schneider, M. Neis, M. Stillhart, B. Ruiz, R.U.A. Khan, and P. Günter, *Generation of terahertz pulses through optical rectification in organic DAST crystals: theory and experiment*, J. Opt. Soc. Am. B 23 (2006), pp. 1822–1835.
 - [51] R. Huber, A. Brodschelm, F. Tauser, and A. Leitenstorfer, *Generation and field-resolved detection of femtosecond electromagnetic pulses tunable up to 41 THz*, Applied Physics Letters 76 (2000), pp. 3191–3193.
 - [52] R. Huber, F. Tauser, A. Brodschelm, M. Bichler, G. Abstreiter, and A. Leitenstorfer, *How many-particle interactions develop after ultrafast excitation of an electron-hole plasma*, Nature 414 (2001), pp. 286–289.
 - [53] R. Huber, C. Kübler, S. Tübel, A. Leitenstorfer, Q.T. Vu, H. Haug, F. Köhler, and M.C. Amann, *Femtosecond Formation of Coupled Phonon-Plasmon Modes in InP : Ultrabroadband THz Experiment and Quantum Kinetic Theory*, Phys. Rev. Lett. 94 (2005), p. 027401.
 - [54] A. Sell, S. Rüdiger, A. Leitenstorfer, and R. Huber, *Field-resolved detection of phase-locked infrared transients from a compact Er :fiber system tunable between 55 and 107 THz*, Applied Physics Letters 93 (2008), 251107.
 - [55] X.C. Zhang and J. Xu *Introduction to THz Wave Photonics*, Springer, 2009.
 - [56] R.A. Kaindl, R. Huber, B.A. Schmid, M.A. Carnahan, D. Hägele, and D.S. Chemla, *Ultrafast THz spectroscopy of correlated electrons: from excitons to Cooper pairs*, Physica Status Solidi (b) 243 (2006), pp. 2414–2422.
 - [57] L. Perfetti, P. Loukakos, M. Lisowski, U. Bovensiepen, H. Berger, S. Biermann, P. Cornaglia, A. Georges, and M. Wolf, *Time Evolution of the Electronic Structure of $1T-TaS_2$ through the Insulator-Metal Transition*, Physical Review Letters 97 (2006), p. 67402.
 - [58] L. Perfetti, P.A. Loukakos, M. Lisowski, U. Bovensiepen, H. Eisaki, and M. Wolf, *Ultrafast Electron Relaxation in Superconducting $Bi_2Sr_2CaCu_2O_{8+\delta}$ by Time-Resolved Photoelectron Spectroscopy*, Physical Review Letters 99 (2007), p. 197001.
 - [59] C.L. Smallwood, C. Jozwiak, W. Zhang, and A. Lanzara, *An ultrafast angle-resolved photoemission*

- apparatus for measuring complex materials*, Review of Scientific Instruments 83 (2012), p. 123904.
- [60] K. Ishizaka et al., *Femtosecond core-level photoemission spectroscopy on 1T-TaS₂ using a 60 eV laser source*, Physical Review B 83 (2011).
- [61] M. Murnane, H. Kapteyn, M. Rosen, and R. Falcone, *Ultrafast X-ray Pulses from Laser-Produced Plasmas*, Science 251 (1991), pp. 531–536.
- [62] C.W. Siders, A. Cavalleri, K. Sokolowski-Tinten, C. Toth, T. Guo, M. Kammler, M.v. Hoegen, K.R. Wilson, D. von der Linde, and C.P.J. Barty, *Detection of Nonthermal Melting by Ultrafast X-ray Diffraction*, Science 286 (1999), pp. 1340–1342.
- [63] R.W. Schoenlein, S. Chattopadhyay, H.H.W. Chong, T.E. Glover, P.A. Heimann, C.V. Shank, A.A. Zholents, and M.S. Zolotarev, *Generation of Femtosecond Pulses of Synchrotron Radiation*, Science 287 (2000), pp. 2237–2240.
- [64] A.A. Zholents and M.S. Zolotarev, *Femtosecond X-Ray Pulses of Synchrotron Radiation*, Phys. Rev. Lett. 76 (1996), pp. 912–915.
- [65] A.M. Lindenberg et al., *Time-Resolved X-Ray Diffraction from Coherent Phonons during a Laser-Induced Phase Transition*, Phys. Rev. Lett. 84 (2000), pp. 111–114.
- [66] A. Cavalleri, C. Tóth, C.W. Siders, J.A. Squier, F. Rákai, P. Forget, and J.C. Kieffer, *Femtosecond Structural Dynamics in VO₂ during an Ultrafast Solid-Solid Phase Transition*, Phys. Rev. Lett. 87 (2001), p. 237401.
- [67] J. Larsson et al., *Ultrafast x-ray diffraction using a streak-camera detector in averaging mode*, Opt. Lett. 22 (1997), pp. 1012–1014.
- [68] S.L. Johnson, P. Beaud, C.J. Milne, F.S. Krasniqi, E.S. Zijlstra, M.E. Garcia, M. Kaiser, D. Grolimund, R. Abela, and G. Ingold, *Nanoscale Depth-Resolved Coherent Femtosecond Motion in Laser-Excited Bismuth*, Phys. Rev. Lett. 100 (2008), p. 155501.
- [69] P. Beaud, S.L. Johnson, A. Streun, R. Abela, D. Abramsohn, D. Grolimund, F. Krasniqi, T. Schmidt, V. Schlott, and G. Ingold, *Spatiotemporal Stability of a Femtosecond Hard X-Ray Undulator Source Studied by Control of Coherent Optical Phonons*, Phys. Rev. Lett. 99 (2007), p. 174801.
- [70] S. Jongde et al., *Speed limit of the insulator-metal transition in magnetite*, Nat Mater 12 (2013), pp. 882–886.
- [71] M. Beye et al., *X-ray pulse preserving single-shot optical cross-correlation method for improved experimental temporal resolution*, Applied Physics Letters 100 (2012), 121108.
- [72] R. Mankowsky et al., *Nonlinear lattice dynamics as a basis for enhanced superconductivity in YBa₂Cu₃O_{6.5}*, Nature 516 (2014), pp. 71–73.
- [73] Y.D. Chuang et al., *Real-Time Manifestation of Strongly Coupled Spin and Charge Order Parameters in Stripe-Ordered La_{1.75}Sr_{0.25}NiO₄ Nickelate Crystals Using Time-Resolved Resonant X-Ray Diffraction*, Phys. Rev. Lett. 110 (2013), p. 127404.
- [74] Y.F. Kung, W.S. Lee, C.C. Chen, A.F. Kemper, A.P. Sorini, B. Moritz, and T.P. Devereaux, *Time-dependent charge-order and spin-order recovery in striped systems*, Phys. Rev. B 88 (2013), p. 125114.
- [75] M. Först et al., *Spatially resolved ultrafast magnetic dynamics initiated at a complex oxide heterointerface*, Nat. Mater. 14 (2015), pp. 883–888.
- [76] M. Först et al., *Melting of Charge Stripes in Vibrationally Driven La_{1.875}Ba_{0.125}CuO₄: Assessing the Respective Roles of Electronic and Lattice Order in Frustrated Superconductors*, Phys. Rev. Lett. 112 (2014), p. 157002.
- [77] ———, *Femtosecond x rays link melting of charge-density wave correlations and light-enhanced coherent transport in YBa₂Cu₃O_{6.6}*, Phys. Rev. B 90 (2014), p. 184514.
- [78] A. Yurtsever and A. Zewail, *Kikuchi ultrafast nanodiffraction in four-dimensional electron microscopy*, Proc. Natl. Acad. Sci. USA 108 (2011), pp. 3152–3156.
- [79] T. Pfeifer, C. Spielmann, and G. Gerber, *Femtosecond x-ray science*, Reports on Progress in Physics 69 (2006), p. 443.
- [80] M. Hada, K. Pichugin, and G. Sciaini, *Ultrafast structural dynamics with table top femtosecond hard X-ray and electron diffraction setups*, The European Physical Journal Special Topics 222 (2013), pp. 1093–1123.
- [81] J. Wang and U. Rochesterof, *Ultrafast Electronic and Structural Dynamics in Solids Using Femtosecond Laser Techniques*, University of Rochester, 2009.
- [82] A.H. Zewail, *Four-Dimensional Electron Microscopy*, Science 328 (2010), pp. 187–193.
- [83] G. Sciaini and R. Miller, *Femtosecond electron diffraction: heralding the era of atomically resolved dynamics*, Reports on Progress in Physics 74 (2011), p. 096101.
- [84] Ackermann W. et al., *Operation of a free-electron laser from the extreme ultraviolet to the water window*, Nat. Photon. 1 (2007), pp. 336–342.
- [85] Emma P. et al., *First lasing and operation of an angstrom-wavelength free-electron laser*, Nat. Photon. 4 (2010), pp. 641–647.
- [86] T. Ishikawa et al., *A compact X-ray free-electron laser emitting in the sub-angstrom region*, Nat. Photon. 6 (2012), pp. 540–544.
- [87] Allaria E. et al., *Highly coherent and stable pulses from the FERMI seeded free-electron laser in the extreme ultraviolet*, Nat. Photon. 6 (2012), pp. 699–704.
- [88] H.J. Kaufmann, E.G. Maksimov, and E.K.H. Salje, *Electron-Phonon Interaction and Optical Spectra of Metals*, 11 (1998), pp. 755–768.
- [89] J.P. Carbotte and C. Lmf, *Properties of boson-exchange*, (1990).
- [90] W. McMillan and J. Rowell, *Lead phonon spectrum calculated from superconducting density of states*, Physical Review Letters 14 (1965), pp. 108–112.
- [91] B. Brockhouse, T. Arase, G. Caglioti, K. Rao, and A. Woods, Physical Review 128 (1962), p. 1099.
- [92] W. McMillan, *Transition Temperature of Strong-Coupled Superconductors*, Physical Review 167 (1968), p. 331.
- [93] Eliashberg, G.M., Sov. Phys.-JETP 11 (1960), p. 696.
- [94] ———, Sov. Phys.-JETP 12 (1961), p. 1000.

- [95] R. Dynes, *McMillan's equation and the T_c of superconductors*, Solid State Communications 10 (1972), pp. 615–618.
- [96] P. Allen and R. Dynes, *Transition temperature of strong-coupled superconductors reanalyzed*, Physical Review B 12 (1975), p. 905.
- [97] P. Tomlinson and J. Carbotte, *Anisotropic superconducting energy gap in Pb*, Physical Review B 13 (1976), p. 4738.
- [98] Y. Kong, O. Dolgov, O. Jepsen, and O. Andersen, *Electron-phonon interaction in the normal and superconducting states of MgB₂*, Physical Review B 64 (2001), p. 020501.
- [99] J. Nagamatsu, N. Nakagawa, T. Muranaka, Y. Zenitani, and J. Akimitsu, *Superconductivity at 39 K in magnesium diboride*, Nature 410 (2001), pp. 63–64.
- [100] J. Hubbard, *Electron Correlations in Narrow Energy Bands*, Proc. R. Soc. Lond. 276 (1963), p. 238.
- [101] P. Anderson, *Theory of Magnetic Exchange Interactions: Exchange in Insulators and Semiconductors.*, Solid State Physics 14 (1963), p. 99.
- [102] P. Lee, N. Nagaosa, and X.G. Wen, *Doping a Mott insulator: Physics of high-temperature superconductivity*, Reviews of Modern Physics 78 (2006), pp. 17–85.
- [103] A. Alexandrov and N. Mott, *Bipolarons*, Reports On Progress In Physics 57 (1994), pp. 1197–1288.
- [104] D. Mihailovic and V. Kabanov, *Finite wave vector Jahn-Teller pairing and superconductivity in the cuprates*, Physical Review B 63 (2001), p. 054505.
- [105] K.A. Müller, *On the superconductivity in hole doped cuprates*, Journal Of Physics-Condensed Matter 19 (2007), p. 251002.
- [106] P.W. Anderson, *Is there glue in cuprate superconductors?*, Science 316 (2007), pp. 1705–7.
- [107] D. Scalapino, *A common thread: The pairing interaction for unconventional superconductors*, Review of Modern Physics 84 (2012), p. 1383.
- [108] J.P. Carbotte, T. Timusk, and J. Hwang, *Bosons in high-temperature superconductors: an experimental survey*, Reports on Progress in Physics 74 (2011), p. 066501.
- [109] A. Damascelli, Z. Hussain, and Z. Shen, *Angle-resolved photoemission studies of the cuprate superconductors*, Reviews of Modern Physics 75 (2003).
- [110] E. Schachinger and J.P. Carbotte, *Finite band inversion of angular-resolved photoemission in Bi₂Sr₂CaCu₂O_{8+δ} and comparison with optics*, Physical Review B 77 (2008), p. 094524.
- [111] W. Zhang, G. Liu, L. Zhao, H. Liu, J. Meng, and X. Dong, *Identification of a New Form of Electron Coupling in the Bi₂Sr₂CaCu₂O₈ Superconductor by Laser-Based Angle-Resolved Photoemission Spectroscopy*, Physical Review Letters 100 (2008), p. 107002.
- [112] B. Muschler, W. Prestel, E. Schachinger, J.P. Carbotte, R. Hackl, S. Ono, and Y. Ando, *An electron-boson glue function derived from electronic Raman scattering.*, Journal of physics. Condensed matter : an Institute of Physics journal 22 (2010), p. 375702.
- [113] E. Schachinger, D. Neuber, and J.P. Carbotte, *Inversion techniques for optical conductivity data*, Phys. Rev. B 73 (2006), p. 184507.
- [114] J.J. Tu, C.C. Homes, G.D. Gu, D.N. Basov, and M. Strongin, *Optical studies of charge dynamics in optimally doped Bi₂Sr₂CaCu₂O_{8+δ}*, Phys. Rev. B 66 (2002), p. 144514.
- [115] J. Hwang, T. Timusk, E. Schachinger, and J.P. Carbotte, *Evolution of the bosonic spectral density of the high-temperature superconductor Bi₂Sr₂CaCu₂O_{8+δ}*, Phys. Rev. B 75 (2007), p. 144508.
- [116] J. Hwang and J.P. Carbotte, *High-energy fluctuation spectra in cuprates from infrared optical spectroscopy*, Phys. Rev. B 89 (2014), p. 024502.
- [117] A.N. Pasupathy, A. Pushp, K.K. Gomes, C.V. Parker, J. Wen, Z. Xu, G. Gu, S. Ono, Y. Ando, and A. Yazdani, *Electronic Origin of the Inhomogeneous Pairing Interaction in the High- T_c Superconductor Bi₂Sr₂CaCu₂O_{8+δ}*, Science 320 (2008), pp. 196–201.
- [118] O. Ahmadi, L. Coffey, J. Zasadzinski, N. Miyakawa, and L. Ozyuzer, *Eliashberg Analysis of Tunneling Experiments: Support for the Pairing Glue Hypothesis in Cuprate Superconductors*, Physical Review Letters 106 (2011), pp. 1–4.
- [119] M. Grilli and C. Castellani, *Electron-phonon interactions in the presence of strong correlations*, Phys. Rev. B 50 (1994), pp. 16880–16898.
- [120] M. Capone, C. Castellani, and M. Grilli, *Electron-Phonon Interaction in Strongly Correlated Systems*, Advances in Condensed Matter Physics 2010 (2010), p. 920860.
- [121] S. Johnston, I.M. Vishik, W.S. Lee, F. Schmitt, S. Uchida, K. Fujita, S. Ishida, N. Nagaosa, Z.X. Shen, and T.P. Devereaux, *Evidence for the Importance of Extended Coulomb Interactions and Forward Scattering in Cuprate Superconductors*, Phys. Rev. Lett. 108 (2012), p. 166404.
- [122] N.N. Kovaleva et al., *c-axis lattice dynamics in Bi-based cuprate superconductors*, Phys. Rev. B 69 (2004), p. 054511.
- [123] T.P. Devereaux, T. Cuk, Z.X. Shen, and N. Nagaosa, *Anisotropic Electron-Phonon Interaction in the Cuprates*, Phys. Rev. Lett. 93 (2004), p. 117004.
- [124] D. Fournier et al., *Loss of nodal quasiparticle integrity in underdoped YBa₂Cu₃O_{6+x}*, Nature Physics 6 (2010), pp. 905–911.
- [125] C. Varma, *Theory of the pseudogap state of the cuprates*, Physical Review B 73 (2006), p. 155113.
- [126] S. Sachdev *Quantum Phase Transitions*, Cambridge University Press, 2 edition, 2011.
- [127] M. Le Tacon et al., *Intense paramagnon excitations in a large family of high-temperature superconductors*, Nature Phys. 7 (2011), p. 725.
- [128] T. Dahm, V. Hinkov, S.V. Borisenko, A.A. Kordyuk, V.B. Zabolotnyy, J. Fink, B. Büchner, D.J. Scalapino, W. Hanke, and B. Keimer, *Strength of the spin-fluctuation-mediated pairing interaction in a high-temperature superconductor*, Nature Physics 5 (2009), pp. 217–221.
- [129] M. Le Tacon et al., *Dispersive spin excitations in highly overdoped cuprates revealed by resonant inelastic x-ray scattering*, Phys. Rev. B 88 (2013), p. 020501.
- [130] M.P.M. Dean et al., *High-Energy Magnetic Excitations in the Cuprate Superconductor Bi₂Sr₂CaCu₂O₈: Towards a Unified Description of Its Electronic and Magnetic Degrees of Freedom*, Phys. Rev. Lett. 110 (2013), p. 147001.
- [131] Dean, M. P. M. and Dellea, G. and Springell, R. S. and Yakhov-Harris, F. and Kummer, K. and

- Brookes, N.B. and Liu, X. and Sun, Y.-J. and Strle, J. and Schmitt, T. and Braicovich, L. and Ghiringhelli, G. and Božović, I. and Hill, J. P., *Persistence of magnetic excitations in $\text{La}_{2-x}\text{Sr}_x\text{CuO}_4$ from the undoped insulator to the heavily overdoped non-superconducting metal*, Nature Materials 12 (2013), p. 1019.
- [132] M. Fujita, H. Hiraka, M. Matsuda, M. Matsuura, J. Tranquada, S. Wakimoto, G. Xu, and K. Yamada, *Progress in Neutron Scattering Studies of Spin Excitations in High- T_c Cuprates*, J. Phys. Soc. Jpn. 81 (2012), p. 011007.
- [133] W. Lee, I.M. Vishik, K. Tanaka, D.H. Lu, T. Sasagawa, N. Nagaosa, Z. Devereaux T. P. Hussain, and Z.X. Shen, *Abrupt onset of a second energy gap at the superconducting transition of underdoped Bi_{2212}* , Nature 450 (2007), p. 81.
- [134] R. Comin et al., *Charge Order Driven by Fermi-Arc Instability in $\text{Bi}_2\text{S}_{2-x}\text{La}_x\text{CuO}_{6+\delta}$* , Science 343 (2013), p. 391.
- [135] B. Fauqué, Y. Sidis, V. Hinkov, S. Pailhès, C.T. Lin, X. Chaud, and P. Bourges, *Magnetic Order in the Pseudogap Phase of High- T_c Superconductors*, Phys. Rev. Lett. 96 (2006), p. 197001.
- [136] Y. Li, V. Balédent, N. Barisić, Y. Cho, B. Fauqué, Y. Sidis, G. Yu, X. Zhao, P. Bourges, and M. Greven, *Unusual magnetic order in the pseudogap region of the superconductor $\text{HgBa}_2\text{CuO}_{4+\delta}$* , Nature 455 (2008), pp. 372–5.
- [137] Y. Li et al., *Hidden magnetic excitation in the pseudogap phase of a high- T_c superconductor*, Nature 468 (2010), pp. 283–5.
- [138] J.M. Tranquada, B.J. Sternlieb, J.D. Axe, Y. Nakamura, and S. Uchida, *Evidence for stripe correlations of spins and holes in copper oxide superconductors*, Nature (1995), p. 561.
- [139] S.A. Kivelson, E. Fradkin, and V.J. Emery, *Electronic liquid-crystal phases of a doped Mott insulator*, Nature 393 (1998), p. 550.
- [140] A. Mesaros, K. Fujita, H. Eisaki, S. Uchida, J.C. Davis, S. Sachdev, J. Zaanen, M.J. Lawler, and E.A. Kim, *Topological Defects Coupling Smectic Modulations to Intra-Unit-Cell Nematicity in Cuprates*, Science (New York, N.Y.) 333 (2011), p. 426.
- [141] V. Hinkov, D. Haug, B. Fauqué, P. Bourges, Y. Sidis, a. Ivanov, C. Bernhard, C.T. Lin, and B. Keimer, *Electronic liquid crystal state in the high-temperature superconductor $\text{YBa}_2\text{Cu}_3\text{O}_{6.45}$* , Science (New York, N.Y.) 319 (2008), pp. 597–600.
- [142] G. Ghiringhelli et al., *Long-Range Incommensurate Charge Fluctuations in $(\text{Y,Nd})\text{Ba}_2\text{Cu}_3\text{O}_{6+x}$* , Science 337 (2012), pp. 821–825.
- [143] J. Chang et al., *Direct observation of competition between superconductivity and charge density wave order in $\text{YBa}_2\text{Cu}_3\text{O}_{6.67}$* , Nature Physics 8 (2012), pp. 871–876.
- [144] E.H. da Silva Neto et al., *Ubiquitous Interplay between Charge Ordering and High-Temperature Superconductivity in Cuprates*, Science 343 (2013), p. 6169.
- [145] K. McElroy, R. Simmonds, J. Hoffman, D.H. Lee, J. Orenstein, H. Eisaki, S. Uchida, and J. Davis, *Relating atomic-scale electronic phenomena to wave-like quasiparticle states in superconducting $\text{Bi}_2\text{Sr}_2\text{CaCu}_2\text{O}_{8+\delta}$* , Nature 422 (2003), p. 592.
- [146] A. Avella and F. Mancini *Strongly Correlated Systems. Theoretical Methods*, Springer Series in Solid-State Sciences Springer-Verlag Berlin Heidelberg, 2012.
- [147] A. Avella and F. Mancini *Strongly Correlated Systems. Numerical Methods*, Springer Series in Solid-State Sciences Springer-Verlag Berlin Heidelberg, 2013.
- [148] M.C. Gutzwiller, *Correlation of Electrons in a Narrow s Band*, Phys. Rev. 137 (1965), pp. A1726–A1735.
- [149] A. Georges, P. Cedex, W. Krauth, and M.J. Rozenberg, *Dynamical mean-field theory of strongly correlated fermion systems and the limit of infinite dimensions*, Rev. Mod. Phys. 68 (1996).
- [150] W.F. Brinkman and T.M. Rice, *Application of Gutzwiller's Variational Method to the Metal-Insulator Transition*, Phys. Rev. B 2 (1970), pp. 4302–4304.
- [151] J. Bünemann, M. Capone, J. Lorenzana, and G. Seibold, *Linear-response dynamics from the time-dependent Gutzwiller approximation*, New Journal of Physics 15 (2013), p. 053050.
- [152] J. Bünemann, W. Weber, and F. Gebhard, *Multiband Gutzwiller wave functions for general on-site interactions*, Phys. Rev. B 57 (1998), p. 6896.
- [153] P. Barone, R. Raimondi, M. Capone, C. Castellani, and M. Fabrizio, *Extended Gutzwiller wave function for the Hubbard-Holstein model*, EPL (Europhysics Letters) 79 (2007), p. 47003.
- [154] Barone, P. and Raimondi, R. and Capone, M. and Castellani, C. and Fabrizio, M., *Gutzwiller scheme for electrons and phonons: The half-filled Hubbard-Holstein model*, Phys. Rev. B 77 (2008), p. 235115.
- [155] G. Borghi, M. Fabrizio, and E. Tosatti, *Surface Dead Layer for Quasiparticles Near a Mott Transition*, Phys. Rev. Lett. 102 (2009), p. 066806.
- [156] ———, *Strongly correlated metal interfaces in the Gutzwiller approximation*, Phys. Rev. B 81 (2010), p. 115134.
- [157] K.M. Ho, J. Schmalian, and C.Z. Wang, *Gutzwiller density functional theory for correlated electron systems*, Phys. Rev. B 77 (2008), p. 073101.
- [158] X. Deng, L. Wang, X. Dai, and Z. Fang, *Local density approximation combined with Gutzwiller method for correlated electron systems: Formalism and applications*, Phys. Rev. B 79 (2009), p. 075114.
- [159] T. Schickling, F. Gebhard, J. Bünemann, L. Boeri, O.K. Andersen, and W. Weber, *Gutzwiller Theory of Band Magnetism in LaOFeAs* , Phys. Rev. Lett. 108 (2012), p. 036406.
- [160] N. Lanatà, Y. Yao, C.Z. Wang, K.M. Ho, and G. Kotliar, *Phase Diagram and Electronic Structure of Praseodymium and Plutonium*, Phys. Rev. X 5 (2015), p. 011008.
- [161] V.I. Anisimov, J. Zaanen, and O.K. Andersen, *Band theory and Mott insulators: Hubbard U instead of Stoner I* , Phys. Rev. B 44 (1991), pp. 943–954.
- [162] G. Kotliar, S.Y. Savrasov, K. Haule, V.S. Oudovenko, O. Parcollet, and C.A. Marianetti, *Electronic structure calculations with dynamical mean-field theory*, Rev. Mod. Phys. 78 (2006), pp. 865–951.
- [163] P. Allen, *Theory of Thermal Relaxation of Electrons in Metals*, Physical Review Letters 59 (1987), p. 1460.

- [164] P. Singh and S. Barrie, *Magnon Specific Heat in Quasi-Two-Dimensional Antiferromagnetic Materials: Application to $\text{YBa}_2\text{Cu}_3\text{O}_6$ and La_2CuO_4 Oxide Superconductors*, Phys. Status Solidi B 205 (1998), p. 611.
- [165] S.D. Brorson, A. Kazeroonian, J.S. Moodera, D.W. Face, T.K. Cheng, E.P. Ippen, M.S. Dresselhaus, and G. Dresselhaus, *Femtosecond room-temperature measurement of the electron-phonon coupling constant in metallic superconductors*, Phys. Rev. Lett. 64 (1990), pp. 2172–2175.
- [166] C.K. Sun, F. Vallée, L.H. Acioli, E.P. Ippen, and J.G. Fujimoto, *Femtosecond-tunable measurement of electron thermalization in gold*, Phys. Rev. B 50 (1994), pp. 15337–15348.
- [167] R.H.M. Groeneveld, R. Sprik, and A. Lagendijk, *Femtosecond spectroscopy of electron-electron and electron-phonon energy relaxation in Ag and Au*, Phys. Rev. B 51 (1995), pp. 11433–11445.
- [168] E. Carpene, *Ultrafast laser irradiation of metals: Beyond the two-temperature model*, Phys. Rev. B 74 (2006), p. 024301.
- [169] G. Della Valle, M. Conforti, S. Longhi, G. Cerullo, and D. Brida, *Real-time optical mapping of the dynamics of nonthermal electrons in thin gold films*, Physical Review B 86 (2012), p. 155139.
- [170] V.V. Kabanov and A.S. Alexandrov, *Electron relaxation in metals: Theory and exact analytical solutions*, Phys. Rev. B 78 (2008), p. 174514.
- [171] C. Gadermaier, a. Alexandrov, V. Kabanov, P. Kusar, T. Mertelj, X. Yao, C. Manzoni, D. Brida, G. Cerullo, and D. Mihailovic, *Electron-Phonon Coupling in High-Temperature Cuprate Superconductors Determined from Electron Relaxation Rates*, Physical Review Letters 105 (2010), pp. 1–4.
- [172] C.L. Smallwood, J.P. Hinton, C. Jozwiak, W. Zhang, J.D. Koralek, H. Eisaki, D.H. Lee, J. Orenstein, and A. Lanzara, *Tracking Cooper Pairs in a Cuprate Superconductor by Ultrafast Angle-Resolved Photoemission*, Science 336 (2012), pp. 1137–1139.
- [173] R. Cortes, L. Rettig, Y. Yoshida, H. Eisaki, M. Wolf, and U. Bovensiepen, *Momentum-Resolved Ultrafast Electron Dynamics in Superconducting $\text{Bi}_2\text{Sr}_2\text{CaCu}_2\text{O}_{8+\delta}$* , Physical Review Letters 107 (2011), p. 097002.
- [174] J. Graf, C. Jozwiak, C.L. Smallwood, H. Eisaki, R.A. Kaindl, D.H. Lee, and A. Lanzara, *Nodal quasiparticle meltdown in ultrahigh-resolution pump-probe angle-resolved photoemission*, Nature Physics 7 (2011), pp. 805–809.
- [175] Y. Toda, T. Mertelj, P. Kusar, T. Kurosawa, M. Oda, M. Ido, and D. Mihailovic, *Quasiparticle relaxation dynamics in underdoped $\text{Bi}_2\text{Sr}_2\text{CaCu}_2\text{O}_{8+\delta}$ by two-color pump-probe spectroscopy*, Physical Review B 84 (2011), p. 174516.
- [176] C. Gadermaier et al., *High superconducting critical temperatures depend universally on the electron-phonon interaction strength*. arXiv:1205.4978v1 (2012).
- [177] S. Dal Conte et al., *Disentangling the Electronic and Phononic Glue in a High- T_c Superconductor*, Science 335 (2012), pp. 1600–1603.
- [178] T. Mertelj, V. Kabanov, and D. Mihailovic, *Charged particles on a two-dimensional lattice subject to anisotropic Jahn-Teller interactions*, 94 (2005), p. 147003.
- [179] T. Mertelj, V. Kabanov, J.M. Mena, and D. Mihailovic, *Self-organization of charged particles on a two-dimensional lattice subject to anisotropic Jahn-Teller-type interaction and three-dimensional Coulomb repulsion*, Physical Review B 76 (2007), p. 9.
- [180] R.V. Yusupov, T. Mertelj, J.H. Chu, I.R. Fisher, and D. Mihailovic, *Single-Particle and Collective Mode Couplings Associated with 1-and 2-Directional Electronic Ordering in Metallic RTe_3 ($\text{R}=\text{Ho}, \text{Dy}, \text{Tb}$)*, Physical Review Letters 101 (2008), p. 246402.
- [181] A. Rothwarf and B. Taylor, *Measurement of recombination lifetimes in superconductors*, Physical Review Letters 19 (1967), p. 27.
- [182] D. Mihailovic, *Optical Experimental Evidence for a Universal Length Scale for the Dynamic Charge Inhomogeneity of Cuprate Superconductors*, Phys. Rev. Lett. 94 (2005), p. 207001.
- [183] G.A. Sai-Halasz, C. Chi, A. Denenstein, and D. Langenberg, *Effects of Dynamic External Pair Breaking in Superconducting Films*, Physiscal Review Letters 33 (1974), pp. 215–219.
- [184] V.V. Kabanov, J. Demsar, B. Podobnik, and D. Mihailovic, *Quasiparticle relaxation dynamics in superconductors with different gap structures: Theory and experiments on $\text{YBa}_2\text{Cu}_3\text{O}_{7-\delta}$* , Physical Review B 59 (1999), pp. 1497–1506.
- [185] V.V. Kabanov, J. Demsar, and D. Mihailovic, *Kinetics of a Superconductor Excited with a Femtosecond Optical Pulse*, Physical Review Letters 95 (2005), p. 147002.
- [186] S. Brorson, A. Kazeroonian, J. Moodera, D. Face, T. Cheng, E. Ippen, M. Dresselhaus, and G. Dresselhaus, *Femtosecond room-temperature measurement of the electron-phonon coupling constant gamma in metallic superconductors*, Physical Review Letters 64 (1990), pp. 2172–2175.
- [187] J. Chwalek, C. Uher, J. Whitaker, G. Mourou, and J. Agostinelli, *Subpicosecond time-resolved studies of coherent phonon oscillations in thin-film $\text{YBa}_2\text{Cu}_3\text{O}_{6+x}$ ($x < 0.4$)*, Applied Physics Letters 58 (1991), pp. 980–982.
- [188] J. Demsar, B. Podobnik, V. Kabanov, T. Wolf, and D. Mihailovic, *Superconducting gap Δ_c , the pseudogap Δ_p , and pair fluctuations above T_c in overdoped $\text{Y}_{1-x}\text{Ca}_x\text{Ba}_2\text{Cu}_3\text{O}_{7-\delta}$ from femtosecond time-domain spectroscopy*, Physical Review Letters 82 (1999), pp. 4918–4921.
- [189] J. Demsar, R. Hudej, J. Karpinski, V. Kabanov, and D. Mihailovic, *Quasiparticle dynamics and gap structure in $\text{HgBa}_2\text{Ca}_2\text{Cu}_3\text{O}_{8+\delta}$ investigated with femtosecond spectroscopy*, Physical Review B 63 (2001), p. 054519.
- [190] P. Gay, D.C. Smith, C.J. Stevens, C. Chen, and J.F. Ryan, *Femtosecond Dynamics of BSCCO-2212* , J. Low Temp. Phys. 117 (1999), pp. 1025–1029.
- [191] N. Gedik, M. Langner, J. Orenstein, S. Ono, Y. Abe, and Y. Ando, *Abrupt Transition in Quasiparticle Dynamics at Optimal Doping in a Cuprate Superconductor System*, Physical Review Letters 95 (2005), p. 117005.
- [192] S. Han, Z. Vardeny, K. Wong, O. Symko, and G. Koren, *Femtosecond optical-detection of quasiparticle dynamics in high T_c $\text{YBa}_2\text{Cu}_3\text{O}_{7-\delta}$ superconducting thin films*, Physical Review Letters 65 (1990), pp. 2708–2711.
- [193] R.A. Kaindl, M.A. Carnahan, D.S. Chemla, S. Oh, and J.N. Eckstein, *Dynamics of Cooper pair*

- formation in $\text{Bi}_2\text{Sr}_2\text{CaCu}_2\text{O}_{8+\delta}$, Phys. Rev. B 72 (2005), p. 060510.
- [194] P. Kusar, V. Kabanov, J. Demsar, and T. Mertelj, *Controlled Vaporization of the Superconducting Condensate in Cuprate Superconductors by Femtosecond Photoexcitation*, Physical Review Letters 101 (2008), p. 227001.
 - [195] M. Schneider, M. Onellion, X. Xi, X. Zeng, A. Soukiassian, P. Omernik, and G. Taft, *Electron dynamics in metallic and spin-glass cuprates*, Physical Review B 70 (2004), p. 012504.
 - [196] C. Giannetti, G. Coslovich, F. Cilento, G. Ferrini, H. Eisaki, N. Kaneko, M. Greven, and F. Parmigiani, *Discontinuity of the ultrafast electronic response of underdoped superconducting $\text{Bi}_2\text{Sr}_2\text{CaCu}_2\text{O}_{8+\delta}$ strongly excited by ultrashort light pulses*, Physical Review B 79 (2009), p. 224502.
 - [197] G. Coslovich et al., *Evidence for a photoinduced nonthermal superconducting-to-normal-state phase transition in overdoped $\text{Bi}_2\text{Sr}_2\text{Ca}_{0.92}\text{Y}_{0.08}\text{Cu}_2\text{O}_{8+\delta}$* , Phys. Rev. B 83 (2011), p. 064519.
 - [198] ———, *Ultrafast charge localization in a stripe-phase nickelate*, Nat Commun 4 (2013), p. 2643.
 - [199] Y. Liu, J. Whitaker, C. Uher, J. Peng, Z. Li, and R. Greene, *Ultrafast Nonequilibrium Carrier Relaxation in Single-Crystal $\text{Nd}_{1.85}\text{Ce}_{0.15}\text{CuO}_4$ -Y*, Applied Physics Letters 63 (1993), pp. 979–981.
 - [200] N. Cao, Y.B. Long, Z.G. Zhang, J. Yuan, L.J. Gao, B.R. Zhao, S.P. Zhao, Q.S. Yang, J. Zhao, and P. Fu, *Quasiparticle relaxation dynamics in n-type superconductor $\text{La}_{2-x}\text{Ce}_x\text{CuO}_4$* , Physica C-Superconductivity And Its Applications 468 (2008), pp. 894–897.
 - [201] J. Demsar, R.D. Averitt, A.J. Taylor, V.V. Kabanov, W.N. Kang, H.J. Kim, E.M. Choi, and S.I. Lee, *Pair-Breaking and Superconducting State Recovery Dynamics in MgB_2* , Physical Review Letters 91 (2003), p. 267002.
 - [202] E.E.M. Chia, D. Talbayev, J.X. Zhu, H.Q. Yuan, T. Park, J.D. Thompson, G.F. Chen, J.L. Luo, N.L. Wang, and A.J. Taylor, *Competing energy scales in iron-based layered $(\text{Ba},\text{K})\text{Fe}_2\text{As}_2$ superconductors*, arXiv cond-mat.supr-con (2008).
 - [203] D.H. Torchinsky, G.F. Chen, J.L. Luo, N.L. Wang, and N. Gedik, *Nonequilibrium quasiparticle dynamics in single crystals of $\text{Ba}_{0.6}\text{K}_{0.4}\text{Fe}_2\text{As}_2$* , Phys. Rev. Lett. 105 (2009), p. 027005.
 - [204] J. Demsar, K. Biljakovic, and D. Mihailovic, *Single particle and collective excitations in the one-dimensional charge density wave solid $\text{K}_{0.3}\text{MoO}_3$ probed in real time by femtosecond spectroscopy*, Phys. Rev. Lett. 83 (1999), pp. 800–803.
 - [205] Y. Toda, R. Onozaki, M. Tsubota, K. Inagaki, and S. Tanda, *Optical selection of a multiple phase order in the charge density wave condensate o- TaS_3 using a spectrally resolved nonequilibrium measurement*, Phys. Rev. B 80 (2009), p. 121103.
 - [206] J. Demsar, L. Forró, H. Berger, and D. Mihailovic, *Femtosecond "snapshots" of gap-forming charge-density-wave correlations in quasi-two-dimensional dichalcogenides 1T- TaS_2 and 2H- TaSe_2* , Phys Rev B 66 (2002), pp. 041101–041101.
 - [207] J. Demsar, V. Thorsmolle, J. Sarrao, and A. Taylor, *Photoexcited electron dynamics in Kondo insulators and heavy fermions*, Physical Review Letters 96 (2006), p. 037401.
 - [208] J. Demsar, J. Sarrao, and A. Taylor, *Dynamics of photoexcited quasiparticles in heavy electron compounds*, Journal Of Physics-Condensed Matter 18 (2006), pp. R281–R314.
 - [209] J. Demsar, V.V. Kabanov, A.S. Alexandrov, H.J. Lee, E.D. Bauer, J.L. Sarrao, and A.J. Taylor, *Hot electron relaxation in the heavy-fermion $\text{Yb}_{1-x}\text{Lu}_x\text{Al}_3$ compound using femtosecond optical pump-probe spectroscopy*, Physical Review B 80 (2009), p. 085121.
 - [210] W. Parker, *Modified heating theory of nonequilibrium superconductors*, Physical Review B 12 (1975), p. 3667.
 - [211] C. Owe and D. Scalapino, *Superconducting State under the Influence of External Dynamic Pair Breaking*, Physical Review Letters 28 (1972), p. 1559.
 - [212] M. Tinkham *Introduction to Superconductivity*, Dover Publications, 2004.
 - [213] E.J. Nicol and J.P. Carbotte, *Comparison of s- and d-wave gap symmetry in nonequilibrium superconductivity*, Physical Review B 67 (2003), p. 214506.
 - [214] G.M. Eliashberg, *Film Superconductivity Stimulated by a High-frequency Field*, JETP Letters 11 (1970), p. 114.
 - [215] T. Klapwijk, J. Bergh, and J. Mooij, *Radiation-stimulated superconductivity*, Journal of Low Temperature Physics 26 (1977), pp. 385–405.
 - [216] T. Kommers and J. Clarke, *Measurement of Microwave-Enhanced Energy Gap in Superconducting Aluminum by Tunneling*, Phys. Rev. Lett. 38 (1977), pp. 1091–1094.
 - [217] A. Schmid, *Stability of Radiation-Stimulated Superconductivity*, Phys. Rev. Lett. 38 (1977), pp. 922–925.
 - [218] S. Hüfner, M.a. Hossain, A. Damascelli, and G. Sawatzky, *Two Gaps Make a High Temperature Superconductor?*, Rep. Prog. Phys. 71 (2008), p. 062501 (9pp).
 - [219] Landau and Lifshitz *Statistical Physics, Part 1*, Elsevier, Butterworth Heinemann, Third Edition 1980.
 - [220] D. Bossini, A.M. Kalashnikova, R.V. Pisarev, T. Rasing, and A.V. Kimel, *Controlling coherent and incoherent spin dynamics by steering the photoinduced energy flow*, Phys. Rev. B 89 (2014), p. 060405.
 - [221] Lifshitz and Pitaevskii *Physical Kinetics*, Elsevier, Butterworth Heinemann, 1981.
 - [222] D. Mihailovic, T. Mertelj, V.V. Kabanov, and S. Brazovskii, *Coherent topological defect dynamics and collective modes in superconductors and electronic crystals*, Journal Of Physics-Condensed Matter 25 (2013), p. 404206.
 - [223] J.P. Hinton, J.D. Koralek, Y.M. Lu, A. Vishwanath, J. Orenstein, D.A. Bonn, W.N. Hardy, and R. Liang, *New collective mode in $\text{YBa}_2\text{Cu}_3\text{O}_{6+x}$ observed by time-domain reflectometry*, Phys. Rev. B 88 (2013), p. 060508.
 - [224] D.N. Basov and T. Timusk, *Electrodynamics of high- T_c superconductors*, Rev. Mod. Phys. 77 (2005), pp. 721–779.
 - [225] D.N. Basov, R.D. Averitt, D. Marel van der, M. Dressel, and K. Haule, *Electrodynamics of correlated electron materials*, Reviews of Modern Physics 83 (2011), pp. 471–541.

- [226] F. Cilento et al., *In search for the pairing glue in cuprates by non-equilibrium optical spectroscopy*, Journal of Physics: Conference Series 449 (2013), p. 012003.
- [227] D. Marel van der , H.J.A. Molegraaf, J. Zaanen, Z. Nussinov, F. Carbone, A. Damascelli, H. Eisaki, M. Greven, P.H. Kes, and M. Li, *Quantum critical behaviour in a high- T_c superconductor*, Nature 425 (2003), pp. 271–274.
- [228] A.S. Mishchenko, N. Nagaosa, Z.X. Shen, G. De Filippis, V. Cataudella, T.P. Devereaux, C. Bernhard, K.W. Kim, and J. Zaanen, *Charge Dynamics of Doped Holes in High T_c Cuprate Superconductors: A Clue from Optical Conductivity*, Physical Review Letters 100 (2008), p. 166401.
- [229] G. De Filippis, V. Cataudella, a. Mishchenko, C. Perroni, and N. Nagaosa, *Optical conductivity of a doped Mott insulator: The interplay between correlation and electron-phonon interaction*, Physical Review B 80 (2009), p. 195104.
- [230] L. de' Medici, X. Wang, M. Capone, and A.J. Millis, *Correlation strength, gaps, and particle-hole asymmetry in high- T_c cuprates: A dynamical mean field study of the three-band copper-oxide model*, Phys. Rev. B 80 (2009), p. 054501.
- [231] Y. Li et al., *Doping-Dependent Raman Resonance in the Model High-Temperature Superconductor $HgBa_2CuO_{4+\delta}$* , Physical Review Letters 111 (2013), p. 187001.
- [232] L. Baldassarre et al., *Quasiparticle evolution and pseudogap formation in V_2O_3 : An infrared spectroscopy study*, Phys. Rev. B 77 (2008), p. 113107.
- [233] S.L. Cooper et al., *Optical studies of the a -, b -, and c -axis charge dynamics in $YBa_2Cu_3O_{6+x}$* , Phys. Rev. B 47 (1993), pp. 8233–8248.
- [234] M.M. Qazilbash et al., *Mott Transition in VO_2 Revealed by Infrared Spectroscopy and Nano-Imaging*, Science 318 (2007), pp. 1750–1753.
- [235] S. Uchida, T. Ido, H. Takagi, T. Arima, Y. Tokura, and S. Tajima, *Optical spectra of $La_{2-x}Sr_xCuO_4$: Effect of carrier doping on the electronic structure of the CuO_2 plane*, Phys. Rev. B 43 (1991), pp. 7942–7954.
- [236] D. van der Marel, A. Tsvetkov, M. Grueninger, D. Dulic, and H. Molegraaf, *C -axis optical properties of high T_c cuprates*, Physica C: Superconductivity 341-348 (2000), pp. 1531–1534.
- [237] D. van der Marel, H.J.A. Molegraaf, J. Zaanen, Z. Nussinov, F. Carbone, A. Damascelli, H. Eisaki, M. Greven, P.H. Kes, and M. Li, *Quantum critical behaviour in a high- T_c superconductor*, Nature 425 (2003), pp. 271–274.
- [238] J.E. Hirsch and F. Marsiglio, *Optical sum rule violation, superfluid weight, and condensation energy in the cuprates*, Phys. Rev. B 62 (2000), pp. 15131–15150.
- [239] E. van Heumen, E. Muhlethaler, A.B. Kuzmenko, H. Eisaki, W. Meevasana, M. Greven, and D. van der Marel, *Optical determination of the relation between the electron-boson coupling function and the critical temperature in high- T_c cuprates*, Phys. Rev. B 79 (2009), p. 184512.
- [240] S.I. Mirzaei et al., *Spectroscopic evidence for Fermi liquid-like energy and temperature dependence of the relaxation rate in the pseudogap phase of the cuprates*, Proceedings of the National Academy of Sciences 110 (2013), pp. 5774–5778.
- [241] A. Abanov, A.V. Chubukov, and J. Schmalian, *Fingerprints of spin mediated pairing in cuprates*, Journal of Electron Spectroscopy and Related Phenomena 117-118 (2001), pp. 129–151 Strongly correlated systems.
- [242] A.V. Chubukov and J. Schmalian, *Superconductivity due to massless boson exchange in the strong-coupling limit*, Phys. Rev. B 72 (2005), p. 174520.
- [243] M.R. Norman and A.V. Chubukov, *High-frequency behavior of the infrared conductivity of cuprates*, Phys. Rev. B 73 (2006), p. 140501.
- [244] J. Hwang, T. Timusk, and G.D. Gu, *Doping dependent optical properties of $Bi_2Sr_2CaCu_2O_{8+\delta}$* , J. Phys.: Condens. Matter 19 (2007), p. 125208.
- [245] J. Hwang, E.J. Nicol, T. Timusk, A. Knigavko, and J.P. Carbotte, *High Energy Scales in the Optical Self-Energy of the Cuprate Superconductors*, Physical Review Letters (2007), p. 207002.
- [246] J. Yang, J. Hwang, E. Schachinger, J.P. Carbotte, R.P.S.M. Lobo, D. Colson, A. Forget, and T. Timusk, *Exchange Boson Dynamics in Cuprates : Optical Conductivity of $HgBa_2CuO_{4+\delta}$* , Physical Review Letters (2009), p. 027003.
- [247] J. Hwang, *Electron-boson spectral density function of underdoped $Bi_2Sr_2CaCu_2O_{8+\delta}$ and $YBa_2Cu_3O_{6.50}$* , Phys. Rev. B 83 (2011), p. 014507.
- [248] A.A. Vladimirov, D. Ihle, and N.M. Plakida, *Optical and dc conductivities of cuprates: Spin fluctuation scattering in the t - J model*, Phys. Rev. B 85 (2012), p. 224536.
- [249] J. Hwang and J. Carbotte, *Determination of boson spectrum from optical data in pseudogap phase of underdoped cuprates*, Physical Review B 86 (2012), p. 094502.
- [250] ———, *Evolution of electron-boson spectral density in the underdoped region of $Bi_2Sr_{2-x}La_xCuO_6$* , Journal of Physics: Condensed Matter 25 (2013), p. 165703.
- [251] S.R. Park, T. Fukuda, A. Hamann, D. Lamago, L. Pintschovius, M. Fujita, K. Yamada, and D. Reznik, *Evidence for a charge collective mode associated with superconductivity in copper oxides from neutron and x-ray scattering measurements of $La_{2-x}Sr_xCuO_4$* , Phys. Rev. B 89 (2014), p. 020506.
- [252] R.S. Markiewicz, T. Das, and A. Bansil, *Self-energy and fluctuation spectra in cuprates: Comparing optical and photoemission results*, Phys. Rev. B 86 (2012), p. 024511.
- [253] J. Yang, D. Hüvonen, U. Nagel, T. Rööm, N. Ni, P.C. Canfield, S.L. Bud'ko, J.P. Carbotte, and T. Timusk, *Optical Spectroscopy of Superconducting $Ba_{0.55}K_{0.45}Fe_2As_2$: Evidence for Strong Coupling to Low-Energy Bosons*, Physical Review Letters 102 (2009), p. 187003.
- [254] S.V. Dordevic, L.W. Kohlman, N. Stojilovic, R. Hu, and C. Petrovic, *Signatures of electron-boson coupling in the half-metallic ferromagnet Mn_5Ge_3 : Study of electron self-energy $\Sigma(\omega)$ obtained from infrared spectroscopy*, Phys. Rev. B 80 (2009), p. 115114.
- [255] S. Sharapov and J. Carbotte, *Effects of energy dependence in the quasiparticle density of states on far-infrared absorption in the pseudogap state*, Physical Review B 72 (2005), p. 134506.
- [256] C. Homes, T. Timusk, D. Bonn, R. Liang, and W. Hardy, *Optical properties along the c -axis of*

- $YBa_2Cu_3O_{6+x}$, for $x=0.50 \rightarrow 0.95$ evolution of the pseudogap, *Physica C: Superconductivity* 254 (1995), pp. 265–280.
- [257] Y. Okimoto, Y. Tomioka, Y. Onose, Y. Otsuka, and Y. Tokura, *Optical study of $Pr_{1-x}Ca_xMnO_3$ ($x = 0.4$) in a magnetic field: Variation of electronic structure with charge ordering and disordering phase transitions*, *Phys. Rev. B* 59 (1999), pp. 7401–7408.
- [258] T. Katsufuji, T. Tanabe, T. Ishikawa, Y. Fukuda, T. Arima, and Y. Tokura, *Optical spectroscopy of the charge-ordering transition in $La_{1.67}Sr_{0.33}NiO_4$* , *Phys. Rev. B* 54 (1996), pp. R14230–R14233.
- [259] M. Rini, R. Tobey, N. Dean, J. Itatani, Y. Tomioka, Y. Tokura, R.W. Schoenlein, and A. Cavalleri, *Control of the electronic phase of a manganite by mode-selective vibrational excitation*, *Nature* 449 (2007), pp. 72–74.
- [260] C. Kübler, H. Ehrke, R. Huber, R. Lopez, A. Halabica, R.F. Haglund, and A. Leitenstorfer, *Coherent Structural Dynamics and Electronic Correlations during an Ultrafast Insulator-to-Metal Phase Transition in VO_2* , *Phys. Rev. Lett.* 99 (2007), p. 116401.
- [261] F. Carbone, D.S. Yang, E. Giannini, and A.H. Zewail, *Direct role of structural dynamics in electron-lattice coupling of superconducting cuprates*, *Proceedings of the National Academy of Sciences* 105 (2008), pp. 20161–20166.
- [262] A. Pashkin et al., *Femtosecond Response of Quasiparticles and Phonons in Superconducting $YBa_2Cu_3O_{7-\delta}$ Studied by Wideband Terahertz Spectroscopy*, *Physical Review Letters* 105 (2010), p. 067001.
- [263] W. Hu, S. Kaiser, D. Nicoletti, C.R. Hunt, I. Gierz, M.C. Hoffmann, M. Le Tacon, T. Loew, B. Keimer, and A. Cavalleri, *Optically enhanced coherent transport in $YBa_2Cu_3O_{6.5}$ by ultrafast redistribution of interlayer coupling*, *Nat. Mater.* 13 (2014), pp. 705–711.
- [264] S. Kaiser et al., *Optically induced coherent transport far above T_c in underdoped $YBa_2Cu_3O_{6+\delta}$* , *Phys. Rev. B* 89 (2014), p. 184516.
- [265] U. Fano, *Effects of Configuration Interaction on Intensities and Phase Shifts*, *Phys. Rev.* 124 (1961), pp. 1866–1878.
- [266] D. Munzar, C. Bernhard, A. Golnik, J. Humlíř, and M. Cardona, *Anomalies of the infrared-active phonons in underdoped $YBa_2Cu_3O_y$ as evidence for the intra-bilayer Josephson effect*, *Solid State Communications* 112 (1999), pp. 365 – 369.
- [267] T. Zetterer, M. Franz, J. Schützmann, W. Ose, H.H. Otto, and K.F. Renk, *Anomalous behavior of phonons in superconducting $Tl_2Ba_2Ba_2Ca_2Cu_3O_{10}$ detected by far-infrared spectroscopy*, *Phys. Rev. B* 41 (1990), pp. 9499–9501.
- [268] C.C. Homes, J.M. Tranquada, and D.J. Buttrey, *Stripe order and vibrational properties of $La_2NiO_{4+\delta}$ for $\delta=2/15$: Measurements and ab initio calculations*, *Phys. Rev. B* 75 (2007), p. 045128.
- [269] J.H. Jung, D.W. Kim, T.W. Noh, H.C. Kim, H.C. Ri, S.J. Levett, M.R. Lees, D.M. Paul, and G. Balakrishnan, *Optical conductivity studies of $La_{3/2}Sr_{1/2}NiO_4$: Lattice effect on charge ordering*, *Phys. Rev. B* 64 (2001), p. 165106.
- [270] M. Uchida et al., *Pseudogap of Metallic Layered Nickelate $R_{2-x}Sr_xNiO_4$ ($R=Nd, Eu$) Crystals Measured Using Angle-Resolved Photoemission Spectroscopy*, *Phys. Rev. Lett.* 106 (2011), p. 027001.
- [271] A. Pashkin, C. Kübler, H. Ehrke, R. Lopez, A. Halabica, R.F. Haglund, R. Huber, and A. Leitenstorfer, *Ultrafast insulator-metal phase transition in VO_2 studied by multiterahertz spectroscopy*, *Phys. Rev. B* 83 (2011), p. 195120.
- [272] M. Porer, U. Leierseder, J.M. Ménard, H. Dachraoui, L. Mouchliadis, I.E. Perakis, U. Heinzmann, J. Demsar, K. Rossnagel, and R. Huber, *Non-thermal separation of electronic and structural orders in a persisting charge density wave*, *Nat. Mater.* 13 (2014), pp. 857–861.
- [273] J.A. Holy, K.C. Woo, M.V. Klein, and F.C. Brown, *Raman and infrared studies of superlattice formation in $TiSe_2$* , *Phys. Rev. B* 16 (1977), pp. 3628–3637.
- [274] G. Li, W.Z. Hu, D. Qian, D. Hsieh, M.Z. Hasan, E. Morosan, R.J. Cava, and N.L. Wang, *Semimetal-to-Semimetal Charge Density Wave Transition in $1T-TiSe_2$* , *Phys. Rev. Lett.* 99 (2007), p. 027404.
- [275] R.D. Averitt, G. Rodriguez, A.I. Lobad, J.L.W. Siders, S.A. Trugman, and A.J. Taylor, *Nonequilibrium superconductivity and quasiparticle dynamics in $YBa_2Cu_3O_{7-\delta}$* , 63 (2001), pp. 2–5.
- [276] M. Carnahan, R. Kaindl, J. Orenstein, D. Chemla, S. Oh, and J. Eckstein, *Nonequilibrium THz conductivity of $Bi_2Sr_2CaCu_2O_{8+\delta}$* , *Physica C: Superconductivity* 408-410 (2004), pp. 729–730 Proceedings of the International Conference on Materials and Mechanisms of Superconductivity. High Temperature Superconductors VII-M2SRIO.
- [277] L. Perfetti, B. Sciolia, G. Biroli, C.J. Beekvan der, C. Piovera, M. Wolf, and T. Kampfrath, *Ultrafast Dynamics of Fluctuations in High-Temperature Superconductors Far from Equilibrium*, *Phys. Rev. Lett.* 114 (2015), p. 067003.
- [278] M. Beck, M. Klammer, S. Lang, P. Leiderer, V.V. Kabanov, G.N. Gol'tsman, and J. Demsar, *Energy-Gap Dynamics of Superconducting NbN Thin Films Studied by Time-Resolved Terahertz Spectroscopy*, *Physical Review Letters* 107 (2011), p. 177007.
- [279] M. Beyer, D. Städter, M. Beck, H. Schäfer, V.V. Kabanov, G. Logvenov, I. Bozovic, G. Koren, and J. Demsar, *Photoinduced melting of superconductivity in the high- T_c superconductor $La_{2-x}Sr_xCuO_4$ probed by time-resolved optical and terahertz techniques*, *Physical Review B* 83 (2011), p. 214515.
- [280] M. Beck, I. Rousseau, M. Klammer, P. Leiderer, M. Mittendorff, S. Winnerl, M. Helm, G.N. Gol'tsman, and J. Demsar, *Transient Increase of the Energy Gap of Superconducting NbN Thin Films Excited by Resonant Narrow-Band Terahertz Pulses*, *Phys. Rev. Lett.* 110 (2013), p. 267003.
- [281] D. Marelvan der and A. Tsvetkov, *Transverse optical plasmons in layered superconductors*, *Czechoslovak Journal of Physics* 46 (1996), pp. 3165–3168.
- [282] D. Marelvan der and A.A. Tsvetkov, *Transverse-optical Josephson plasmons: Equations of motion*, *Phys. Rev. B* 64 (2001), p. 024530.
- [283] F. Urbach, *The Long-Wavelength Edge of Photographic Sensitivity and of the Electronic Absorption of Solids*, *Phys. Rev.* 92 (1953), pp. 1324–1324.
- [284] S. Wall et al., *Quantum interference between charge excitation paths in a solid-state Mott insulator*, *Nature Physics* 7 (2010), pp. 114–118.

- [285] H.Y. Fan, *Temperature Dependence of the Energy Gap in Semiconductors*, Phys. Rev. 82 (1951), pp. 900–905.
- [286] J.P. Falck, A. Levy, M.A. Kastner, and R.J. Birgeneau, *Charge-transfer spectrum and its temperature dependence in La_2CuO_4* , Phys. Rev. Lett. 69 (1992), pp. 1109–1112.
- [287] R. Löwenich, A.B. Schumacher, J.S. Dodge, D.S. Chemla, and L.L. Miller, *Evidence of phonon-mediated coupling between charge transfer and ligand field excitons in $\text{Sr}_2\text{CuO}_2\text{Cl}_2$* , Phys. Rev. B 63 (2001), p. 235104.
- [288] H. Okamoto, T. Miyagoe, K. Kobayashi, H. Uemura, H. Nishioka, H. Matsuzaki, A. Sawa, and Y. Tokura, *Ultrafast charge dynamics in photoexcited Nd_2CuO_4 and La_2CuO_4 cuprate compounds investigated by femtosecond absorption spectroscopy*, Phys. Rev. B 82 (2010), p. 060513(R).
- [289] A. Khurana, *Electrical conductivity in the infinite-dimensional Hubbard model*, Phys. Rev. Lett. 64 (1990), pp. 1990–1990.
- [290] J.M. Tomczak and S. Biermann, *Optical properties of correlated materials: Generalized Peierls approach and its application to VO_2* , Phys. Rev. B 80 (2009), p. 085117.
- [291] T. Pruschke, D.L. Cox, and M. Jarrell, *Hubbard model at infinite dimensions: Thermodynamic and transport properties*, Phys. Rev. B 47 (1993), pp. 3553–3565.
- [292] M. Jarrell, J.K. Freericks, and T. Pruschke, *Optical conductivity of the infinite-dimensional Hubbard model*, Phys. Rev. B 51 (1995), pp. 11704–11711.
- [293] M.J. Rozenberg, G. Kotliar, H. Kajueter, G.A. Thomas, D.H. Rapkine, J.M. Honig, and P. Metcalf, *Optical Conductivity in Mott-Hubbard Systems*, Phys. Rev. Lett. 75 (1995), pp. 105–108.
- [294] M.J. Rozenberg, G. Kotliar, and H. Kajueter, *Transfer of spectral weight in spectroscopies of correlated electron systems*, Phys. Rev. B 54 (1996), pp. 8452–8468.
- [295] T. Maier, M. Jarrell, T. Pruschke, and M.H. Hettler, *Quantum cluster theories*, Rev. Mod. Phys. 77 (2005), pp. 1027–1080.
- [296] G. Kotliar, S.Y. Savrasov, G. Pálsson, and G. Biroli, *Cellular Dynamical Mean Field Approach to Strongly Correlated Systems*, Phys. Rev. Lett. 87 (2001), p. 186401.
- [297] A.I. Lichtenstein and M.I. Katsnelson, *Antiferromagnetism and d -wave superconductivity in cuprates: A cluster dynamical mean-field theory*, Phys. Rev. B 62 (2000), pp. R9283–R9286.
- [298] M. Ferrero, P.S. Cornaglia, L.D. Leo, O. Parcollet, G. Kotliar, and A. Georges, *Valence bond dynamical mean-field theory of doped Mott insulators with nodal/antinodal differentiation*, EPL (Europhysics Letters) 85 (2009), p. 57009.
- [299] M. Ferrero, P.S. Cornaglia, L. De Leo, O. Parcollet, G. Kotliar, and A. Georges, *Pseudogap opening and formation of Fermi arcs as an orbital-selective Mott transition in momentum space*, Phys. Rev. B 80 (2009), p. 064501.
- [300] M. Civelli, M. Capone, S.S. Kancharla, O. Parcollet, and G. Kotliar, *Dynamical Breakup of the Fermi Surface in a Doped Mott Insulator*, Phys. Rev. Lett. 95 (2005), p. 106402.
- [301] M. Capone and G. Kotliar, *Competition between d -wave superconductivity and antiferromagnetism in the two-dimensional Hubbard model*, Phys. Rev. B 74 (2006), p. 054513.
- [302] K. Haule and G. Kotliar, *Strongly correlated superconductivity: A plaquette dynamical mean-field theory study*, Phys. Rev. B 76 (2007), p. 104509.
- [303] E. Gull, P. Werner, X. Wang, M. Troyer, and A.J. Millis, *Local order and the gapped phase of the Hubbard model: A plaquette dynamical mean-field investigation*, EPL (Europhysics Letters) 84 (2008), p. 37009.
- [304] M. Civelli, M. Capone, A. Georges, K. Haule, O. Parcollet, T.D. Stanescu, and G. Kotliar, *Nodal-Antinodal Dichotomy and the Two Gaps of a Superconducting Doped Mott Insulator*, Phys. Rev. Lett. 100 (2008), p. 046402.
- [305] S.S. Kancharla, B. Kyung, D. Sénéchal, M. Civelli, M. Capone, G. Kotliar, and A.M.S. Tremblay, *Anomalous superconductivity and its competition with antiferromagnetism in doped Mott insulators*, Phys. Rev. B 77 (2008), p. 184516.
- [306] M. Civelli, *Evolution of the Dynamical Pairing across the Phase Diagram of a Strongly Correlated High-Temperature Superconductor*, Phys. Rev. Lett. 103 (2009), p. 136402.
- [307] S. Sakai, Y. Motome, and M. Imada, *Evolution of Electronic Structure of Doped Mott Insulators: Reconstruction of Poles and Zeros of Green's Function*, Phys. Rev. Lett. 102 (2009), p. 056404.
- [308] S. Sakai, G. Sangiovanni, M. Civelli, Y. Motome, K. Held, and M. Imada, *Cluster-size dependence in cellular dynamical mean-field theory*, Phys. Rev. B 85 (2012), p. 035102.
- [309] G. Sordi, P. Sémon, K. Haule, and A.M.S. Tremblay, *Strong Coupling Superconductivity, Pseudogap, and Mott Transition*, Phys. Rev. Lett. 108 (2012), p. 216401.
- [310] ———, *Pseudogap temperature as a Widom line in doped Mott insulators*, Scientific Reports 2 (2012), p. 457.
- [311] T.A. Maier, M. Jarrell, T.C. Schulthess, P.R.C. Kent, and J.B. White, *Systematic Study of d -Wave Superconductivity in the 2D Repulsive Hubbard Model*, Phys. Rev. Lett. 95 (2005), p. 237001.
- [312] E. Gull, M. Ferrero, O. Parcollet, A. Georges, and A.J. Millis, *Momentum-space anisotropy and pseudogaps: A comparative cluster dynamical mean-field analysis of the doping-driven metal-insulator transition in the two-dimensional Hubbard model*, Phys. Rev. B 82 (2010), p. 155101.
- [313] E. Gull and A.J. Millis, *Energetics of superconductivity in the two-dimensional Hubbard model*, Phys. Rev. B 86 (2012), p. 241106.
- [314] E. Gull, O. Parcollet, and A.J. Millis, *Superconductivity and the Pseudogap in the Two-Dimensional Hubbard Model*, Phys. Rev. Lett. 110 (2013), p. 216405.
- [315] X. Chen, J.P.F. LeBlanc, and E. Gull, *Superconducting Fluctuations in the Normal State of the Two-Dimensional Hubbard Model*, Phys. Rev. Lett. 115 (2015), p. 116402.
- [316] A. Comanac, L. de' Medici, M. Capone, and A.J. Millis, *Optical conductivity and the correlation strength of high-temperature copper-oxide superconductors*, Nat Phys 4 (2008), pp. 287–290.
- [317] A. Toschi and M. Capone, *Optical sum rule anomalies in the cuprates: Interplay between strong correlation and electronic band structure*, Phys. Rev. B 77 (2008), p. 014518.
- [318] D. Nicoletti et al., *High-Temperature Optical Spectral Weight and Fermi-liquid Renormalization in*

- Bi-Based Cuprate Superconductors*, Phys. Rev. Lett. 105 (2010), p. 077002.
- [319] M. Guerri, R. Rosei, and P. Winsemius, *Splitting of the interband absorption edge in Au*, Phys. Rev. B 12 (1975), pp. 557–563.
 - [320] V.V. Baranov and V.V. Kabanov, *Theory of electronic relaxation in a metal excited by an ultrashort optical pump*, Phys. Rev. B 89 (2014), p. 125102.
 - [321] M. Neshat and N.P. Armitage, *Terahertz time-domain spectroscopic ellipsometry: instrumentation and calibration*, Opt. Express 20 (2012), pp. 29063–29075.
 - [322] C.M. Morris, R.V. Aguilar, A.V. Stier, and N.P. Armitage, *Polarization modulation time-domain terahertz polarimetry*, Opt. Express 20 (2012), pp. 12303–12317.
 - [323] Roeser, C. A. D. and Kim, A. M.-T. and Callan, J. P. and Huang, L. and Glezer, E. N. and Siegal, Y. and Mazur, E., *Femtosecond time-resolved dielectric function measurements by dual-angle reflectometry*, Review of Scientific 74 (2003), pp. 3413–3422.
 - [324] D.C. Mattis and J. Bardeen, *Theory of the Anomalous Skin Effect in Normal and Superconducting Metals*, Phys. Rev. 111 (1958), pp. 412–417.
 - [325] S. Mukamel *Principles of Nonlinear Optical Spectroscopy*, Oxford University Press, 1995.
 - [326] B. Mansart, J. Lorenzana, A. Mann, A. Odeh, M. Scarongella, M. Chergui, and F. Carbone, *Coupling of a high-energy excitation to superconducting quasiparticles in a cuprate from coherent charge fluctuation spectroscopy*, Proceedings of the National Academy of Sciences 110 (2013), pp. 4539–4544.
 - [327] Y. Toda, F. Kawanokami, T. Kurosawa, M. Oda, I. Madan, T. Mertelj, V.V. Kabanov, and D. Mihailovic, *Rotational symmetry breaking in $\text{Bi}_2\text{Sr}_2\text{CaCu}_2\text{O}_{8+\delta}$ probed by polarized femtosecond spectroscopy*, Phys. Rev. B 90 (2014), p. 094513.
 - [328] F. Rossi and T. Kuhn, *Theory of ultrafast phenomena in photoexcited semiconductors*, Rev. Mod. Phys. 74 (2002), pp. 895–950.
 - [329] H. Okamoto, T. Miyagoe, K. Kobayashi, H. Uemura, H. Nishioka, H. Matsuzaki, a. Sawa, and Y. Tokura, *Photoinduced transition from Mott insulator to metal in the undoped cuprates Nd_2CuO_4 and La_2CuO_4* , Physical Review B 83 (2011), p. 125102.
 - [330] T.P. Devereaux and R. Hackl, *Inelastic light scattering from correlated electrons*, Reviews of Modern Physics 79 (2007), p. 175.
 - [331] S. Sugai, *Phonon Raman scattering in $(\text{La}_{1-x}\text{Sr}_x)_2\text{CuO}_4$ single crystals*, Physical Review B 39 (1989), pp. 4306–4315.
 - [332] R. Nemetschek, M. Opel, C. Hoffmann, P.F. Müller, R. Hackl, H. Berger, L. Forro, A. Erb, and E. Walker, *Pseudogap and Superconducting Gap in the Electronic Raman Spectra of Underdoped Cuprates*, Phys. Rev. Lett. 78 (1997), pp. 4837–4840.
 - [333] S. Sakai et al., *Raman-Scattering Measurements and Theory of the Energy-Momentum Spectrum for Underdoped $\text{Bi}_2\text{Sr}_2\text{CaCuO}_8$ Superconductors: Evidence of an s-Wave Structure for the Pseudogap*, Phys. Rev. Lett. 111 (2013), p. 107001.
 - [334] A. Bussmann-Holder, R. Khasanov, A. Shengelaya, A. Maisuradze, F.L. Mattina, H. Keller, and K.A. Müller, *Mixed order parameter symmetries in cuprate superconductors*, Europhysics Letters (EPL) 77 (2007), p. 27002.
 - [335] S.G. Han, Z.V. Vardeny, K.S. Wong, O.G. Symko, and G. Koren, *Femtosecond optical detection of quasiparticle dynamics in high- T_c $\text{YBa}_2\text{Cu}_3\text{O}_{7-\delta}$ superconducting thin films*, Phys. Rev. Lett. 65 (1990), pp. 2708–2711.
 - [336] T.N. Thomas, C.J. Stevens, A. Choudhary, J.F. Ryan, D. Mihailovic, T. Mertelj, L. Forro, G. Wagner, and J.E. Evetts, *Photoexcited carrier relaxation and localization in $\text{Bi}_2\text{Sr}_2\text{Ca}_{1-y}\text{Y}_y\text{Cu}_2\text{O}_8$ and $\text{YBa}_2\text{Cu}_3\text{O}_{7-\delta}$: A study by femtosecond time-resolved spectroscopy*, Physical Review B 53 (1996), pp. 12436–12440.
 - [337] J. Demsar, B. Podobnik, J. Evetts, G. Wagner, and D. Mihailovic, *Evidence for crossover from a Bose-Einstein condensate to a BCS-like superconductor with doping in $\text{YBa}_2\text{Cu}_3\text{O}_{7-\delta}$ from quasiparticle relaxation dynamics experiments*, Europhysics Letters 45 (1999), pp. 381–386.
 - [338] D. Dvorsek, V. Kabanov, J. Demsar, S. Kazakov, J. Karpinski, and D. Mihailovic, *Femtosecond quasiparticle relaxation dynamics and probe polarization anisotropy in $\text{YSr}_x\text{Ba}_{2-x}\text{Cu}_4\text{O}_8$ ($x=0, 0.4$)*, Physical Review B 66 (2002), p. 020510.
 - [339] N. Gedik, J. Orenstein, R. Liang, D. Bonn, and W. Hardy, *Diffusion of nonequilibrium quasi-particles in a cuprate superconductor*, Science 300 (2003), pp. 1410–1412.
 - [340] N. Gedik, P. Blake, R. Spitzer, J. Orenstein, R. Liang, D. Bonn, and W. Hardy, *Single-quasiparticle stability and quasiparticle-pair decay in $\text{YBa}_2\text{Cu}_3\text{O}_{6.5}$* , Physical Review B 70 (2004), p. 014504.
 - [341] C.W. Luo, M.H. Chen, S.P. Chen, K.H. Wu, J.Y. Juang, J. Lin, T.M. Uen, and Y.S. Gou, *Spatial symmetry of the superconducting gap of $\text{YBa}_2\text{Cu}_3\text{O}_{7+\delta}$ obtained from femtosecond spectroscopy*, Phys. Rev. B 68 (2003), p. 220508(R).
 - [342] C.W. Luo, C.C. Hsieh, Y.J. Chen, P.T. Shih, M.H. Chen, K.H. Wu, J.Y. Juang, J.Y. Lin, T.M. Uen, and Y.S. Gou, *Spatial dichotomy of quasiparticle dynamics in underdoped thin-film $\text{YBa}_2\text{Cu}_3\text{O}_{7-\delta}$ superconductors*, Phys. Rev. B 74 (2006), p. 184525.
 - [343] G. Bianchi, *Ultrafast spectroscopy of $\text{La}_{2-x}\text{Sr}_x\text{CuO}_4$ single crystals*, Journal Of Low Temperature Physics 131 (2003), pp. 755–759.
 - [344] M.L. Schneider, S. Rast, M. Onellion, J. Demsar, A.J. Taylor, Y. Glinka, N.H. Tolk, and Y.H. Ren, *Carrier relaxation time divergence in single and double layer cuprates*, The European Physical Journal B 334 (2003), pp. 327–334.
 - [345] G. Bianchi, C. Chen, M. Nohara, H. Takagi, and J. Ryan, *Nonequilibrium quasiparticle relaxation in the vortex state of $\text{La}_{2-x}\text{Sr}_x\text{CuO}_4$* , Physical Review Letters 94 (2005), p. 107004.
 - [346] ———, *Competing phases in the superconducting state of $\text{La}_{2-x}\text{Sr}_x\text{CuO}_4$: Temperature- and magnetic-field-dependent quasiparticle relaxation measurements*, Physical Review B 72 (2005), p. 094516.
 - [347] P. Kusar, J. Demsar, D. Mihailovic, and S. Sugai, *A systematic study of femtosecond quasiparticle relaxation processes in $\text{La}_{2-x}\text{Sr}_x\text{CuO}_4$* , Physical Review B 72 (2005), p. 014544.

- [348] P. Kusar, V.V. Kabanov, S. Sugai, J. Demsar, T. Mertelj, and D. Mihailovic, *Dynamical Structural Instabilities in $\text{La}_{1.9}\text{Sr}_{0.1}\text{CuO}_4$ Under Intense Laser Photoexcitation*, Journal Of Superconductivity And Novel Magnetism 24 (2010), pp. 421–425.
- [349] D. Smith, C.J. Gay, P.Stevens, C. Chen, G. Yang, S.J. Abell, D.Z. Wang, J.H. Wang, and J.F. Ryan, *Femtosecond Dynamics of BSCCO-2212 in the weak and strong excitation limits*, Physica C 348 (2000), pp. 2221–2222.
- [350] H. Murakami, T. Uchiyama, I. Iguchi, and Z. Wang, *Relaxation dynamics of optically excited quasiparticles in BSCCO* , Physica C 381 (2002), pp. 320–323.
- [351] Y. Liu, Y. Toda, K. Shimatake, N. Momono, and M. Oda, *Direct Observation of the Coexistence of the Pseudogap and Superconducting Quasiparticles in $\text{Bi}_2\text{Sr}_2\text{CaCu}_2\text{O}_{8+y}$ by Time-Resolved Optical Spectroscopy*, Physical Review Letters 101 (2008), p. 137003.
- [352] E.E.M. Chia et al., *Doping dependence of the electron-phonon and electron-spin fluctuation interactions in the high- T_c superconductor $\text{Bi}_2\text{Sr}_2\text{CaCu}_2\text{O}_{8+\delta}$* , New Journal of Physics 15 (2013), p. 103027.
- [353] D. Smith, P. Gay, C. Stevens, D. Wang, J. Wang, Z. Ren, and J. Ryan, *Ultrafast optical response of $\text{Tl}_2\text{Ba}_2\text{CuO}_{6+\delta}$* , Journal Of Low Temperature Physics 117 (1999), pp. 1059–1063.
- [354] G.L. Eesley, J. Heremans, D.A. Meyer, G.L. Doll, and S.H. Liou, *Relaxation time of the order parameter in a high-temperature superconductor*, Physical Review Letters 65 (1990), pp. 3445–3448.
- [355] E.E.M. Chia, J.X. Zhu, D. Talbayev, R.D. Averitt, A.J. Taylor, K.H. OH, I.S. Jo, and S.I. Lee, *Observation of competing order in a High- T_c superconductor using femtosecond optical pulses*, Physical Review Letters 99 (2007), p. 147008.
- [356] J. Demsar, R. Hudej, J. Karpinski, V. Kabanov, and D. Mihailovic, *Quasiparticle relaxation dynamics in Hg-1223 studied by femtosecond time-resolved optical spectroscopy*, Physica C: Superconductivity 341-348, Part 2 (2000), pp. 925–926.
- [357] J.P. Hinton, J.D. Koralek, G. Yu, E.M. Motoyama, Y.M. Lu, A. Vishwanath, M. Greven, and J. Orenstein, *Time-Resolved Optical Reflectivity of the Electron-Doped $\text{Nd}_{2-x}\text{Ce}_x\text{CuO}_{4+\delta}$ Cuprate Superconductor: Evidence for an Interplay between Competing Orders*, Phys. Rev. Lett. 110 (2013), p. 217002.
- [358] D. Mihailovic, V. Kabanov, K. Zagar, and J. Demsar, *Distinct charge and spin gaps in underdoped $\text{YBa}_2\text{Cu}_3\text{O}_{7-\delta}$ from analysis of NMR, neutron scattering, tunneling, and quasiparticle relaxation experiments*, Physical Review B 60 (1999), pp. R6995–R6997.
- [359] G. Deutscher, *Coherence and single-particle excitations in the high-temperature superconductors*, Nature 397 (1999), pp. 410–412.
- [360] R. Kaindl, M. Woerner, T. Elsaesser, D. Smith, and J. Ryan, *Ultrafast Mid-Infrared Response of $\text{YBa}_2\text{Cu}_3\text{O}_{7-\delta}$* , Science 287 (2000), pp. 470–473.
- [361] N. Gedik, J. Orenstein, R. Liang, D.A. Bonn, and W.N. Hardy, *Diffusion of Nonequilibrium Quasiparticles in a Cuprate*, Science 300 (2003), pp. 1410–1412.
- [362] L.S. Bilbro, R. Valdés Aguilar, G. Logvenov, I. Bozovic, and N.P. Armitage, *On the possibility of fast vortices in the cuprates: A vortex plasma model analysis of THz conductivity and diamagnetism in $\text{La}_{2-x}\text{Sr}_x\text{CuO}_4$* , Phys. Rev. B 84 (2011), p. 100511.
- [363] J.D. Sau and S. Tewari, *Diamagnetic Susceptibility Obtained from the Six-Vertex Model and Its Implications for the High-Temperature Diamagnetic State of Cuprate Superconductors*, Phys. Rev. Lett. 107 (2011), p. 177006.
- [364] J. Corson, R. Mallozzi, J. Orenstein, J.N. Eckstein, and I. Bozovic, *Vanishing of phase coherence in underdoped $\text{Bi}_2\text{Sr}_2\text{CaCu}_2\text{O}_{8+\delta}$* , Nature 398 (1999), pp. 221–223.
- [365] L. Bilbro, R.V. Aguilar, G. Logvenov, O. Pelleg, I. Bozovic, and N.P. Armitage, *Temporal correlations of superconductivity above the transition temperature in $\text{La}_{2-x}\text{Sr}_x\text{CuO}_4$ probed by terahertz spectroscopy*, Nature Physics 7 (2011), pp. 298–302.
- [366] T. Kurosawa et al., *Large pseudogap and nodal superconducting gap in $\text{Bi}_2\text{Sr}_{2-x}\text{La}_x\text{CuO}_{6+\delta}$ and $\text{Bi}_2\text{Sr}_2\text{CaC}_2\text{CuO}_{8+\delta}$: Scanning tunneling microscopy and spectroscopy*, Phys. Rev. B 81 (2010), p. 094519.
- [367] L. Stojchevska, P. Kusar, T. Mertelj, V.V. Kabanov, Y. Toda, X. Yao, and D. Mihailovic, *Mechanisms of nonthermal destruction of the superconducting state and melting of the charge-density-wave state by femtosecond laser pulses*, Physical Review B 84 (2011), p. 180507(R).
- [368] C. Giannetti, G. Zgrablic, C. Consani, A. Crepaldi, D. Nardi, G. Ferrini, G. Dhalenne, a. Revcolevschi, and F. Parmigiani, *Disentangling thermal and nonthermal excited states in a charge-transfer insulator by time- and frequency-resolved pump-probe spectroscopy*, Physical Review B 80 (2009), p. 235129.
- [369] W. Zhang, C.L. Smallwood, C. Jozwiak, T.L. Miller, Y. Yoshida, H. Eisaki, D.H. Lee, and A. Lanzara, *Signatures of superconductivity and pseudogap formation in nonequilibrium nodal quasiparticles revealed by ultrafast angle-resolved photoemission*, Phys. Rev. B 88 (2013), p. 245132.
- [370] C.L. Smallwood, W. Zhang, T.L. Miller, C. Jozwiak, H. Eisaki, D.H. Lee, and A. Lanzara, *Time- and momentum-resolved gap dynamics in $\text{Bi}_2\text{Sr}_2\text{CaCu}_2\text{O}_{8+\delta}$* , Phys. Rev. B 89 (2014), p. 115126.
- [371] J.D. Rameau et al., *Photoinduced changes in the cuprate electronic structure revealed by femtosecond time- and angle-resolved photoemission*, Phys. Rev. B 89 (2014), p. 115115.
- [372] C. Piovera, Z. Zhang, M. d’Astuto, A. Taleb-Ibrahimi, E. Papalazarou, M. Marsi, Z. Li, H. Raffy, and L. Perfetti, *Quasiparticles dynamics in high-temperature superconductors far from equilibrium: an indication of pairing amplitude without phase coherence*, Phys. Rev. B 91 (2015), p. 224509.
- [373] G. Coslovich et al., *Competition Between the Pseudogap and Superconducting States of $\text{Bi}_2\text{Sr}_2\text{Ca}_{0.92}\text{Y}_{0.08}\text{Cu}_2\text{O}_{8+\delta}$ Single Crystals Revealed by Ultrafast Broadband Optical Reflectivity*, Phys. Rev. Lett. 110 (2013), p. 107003.
- [374] D. Mihailovic, B. Podobnik, J. Demsar, and G. Wagner, *Divergence of the quasiparticle lifetime with doping and evidence for pre-formed pairs below T^* in $\text{YBa}_2\text{Cu}_3\text{O}_{7-\delta}$: direct measurements by femtosecond time-resolved spectroscopy.*, Journal Of Physics And Chemistry Of Solids (1998).
- [375] Y.B. Long et al., *Femtosecond optical response of electron-doped superconductor $\text{La}_{2-x}\text{Ce}_x\text{CuO}_4$* ,

- Physica C: Superconductivity 436 (2006), pp. 59–61.
- [376] E.H. da Silva Neto, R. Comin, F. He, R. Sutarto, Y. Jiang, R.L. Greene, G.A. Sawatzky, and A. Damascelli, *Charge ordering in the electron-doped superconductor $\text{Nd}_{2-x}\text{Ce}_x\text{CuO}_4$* , Science 347 (2015), pp. 282–285.
 - [377] L. Stojchevska, T. Mertelj, J.H. Chu, I.R. Fisher, and D. Mihailovic, *Doping dependence of femtosecond quasiparticle relaxation dynamics in $\text{Ba}(\text{Fe},\text{Co})_2\text{As}_2$ single crystals: Evidence for normal-state nematic fluctuations*, Physical Review B 86 (2012), p. 024519.
 - [378] E.E.M. Chia et al., *Ultrafast Pump-Probe Study of Phase Separation and Competing Orders in the Underdoped $(\text{Ba},\text{K})\text{Fe}_2\text{As}_2$ Superconductor*, Physical Review Letters 104 (2010), p. 027003.
 - [379] B. Mansart, D. Boschetto, A. Savoia, F. Rullier-Albenque, F. Bouquet, E. Papalazarou, A. Forget, D. Colson, A. Rousse, and M. Marsi, *Ultrafast transient response and electron-phonon coupling in the iron-pnictide superconductor $\text{BaFe}_{1-x}\text{Co}_x\text{As}_2$* , Phys. Rev. B 82 (2010), p. 024513.
 - [380] L. Rettig et al., *Ultrafast Structural Dynamics of the Fe-Pnictide Parent Compound BaFe_2As_2* , Phys. Rev. Lett. 114 (2015), p. 067402.
 - [381] K.W. Kim, A. Pashkin, H. Schäfer, M. Beyer, M. Porer, T. Wolf, C. Bernhard, J. Demsar, R. Huber, and A. Leitenstorfer, *Ultrafast transient generation of spin-density-wave order in the normal state of BaFe_2As_2 driven by coherent lattice vibrations*, Nature Materials 11 (2012), pp. 497–501.
 - [382] F. Schmitt, P.S. Kirchmann, U. Bovensiepen, R.G. Moore, J.H. Chu, D.H. Lu, L. Rettig, M. Wolf, I.R. Fisher, and Z.X. Shen, *Ultrafast electron dynamics in the charge density wave material TbTe_3* , New Journal of Physics 13 (2011), p. 063022.
 - [383] U. Haufe, G. Kerker, and K. Bennemann, *Calculation of the superconducting transition temperature T_c for metals with phonon-anomalies*, Solid State Communications 17 (1975), pp. 321 – 325.
 - [384] S. Iwai and H. Okamoto, *Ultrafast Phase Control in One-Dimensional Correlated Electron Systems (*j* Special Topics) Photo-Induced Phase Transitions and their Dynamics*, Journal of the Physical Society of Japan 75 (2006), p. 011007.
 - [385] Y. Toda, *Femtosecond Carrier Relaxation Dynamics and Photoinduced Phase Separation in $k\text{-(BEDT-TTF)}_2\text{Cu}[N(\text{CN}_2)]X$ ($X=\text{Br},\text{Cl}$)*, Physical Review Letters 107 (2011), p. 227002.
 - [386] Y. Kawakami, S. Iwai, T. Fukatsu, M. Miura, N. Yoneyama, T. Sasaki, and N. Kobayashi, *Optical Modulation of Effective On-Site Coulomb Energy for the Mott Transition in an Organic Dimer Insulator*, Physical Review Letters 103 (2009), p. 066403.
 - [387] Z. Lenarčič and P. Prelovšek, *Ultrafast Charge Recombination in a Photoexcited Mott-Hubbard Insulator*, Phys. Rev. Lett. 111 (2013), p. 016401.
 - [388] Lenarčič, Z. and Prelovšek, P., *Charge recombination in undoped cuprates*, Phys. Rev. B 90 (2014), p. 235136.
 - [389] H. Matsuzaki, H. Nishioka, H. Uemura, A. Sawa, S. Sota, T. Tohyama, and H. Okamoto, *Ultrafast charge and lattice dynamics in one-dimensional Mott insulator of CuO -chain compound Ca_2CuO_3 investigated by femtosecond absorption spectroscopy*, Phys. Rev. B 91 (2015), p. 081114.
 - [390] S. Okamoto, *Nonequilibrium transport and optical properties of model metal–Mott-insulator–metal heterostructures*, Phys. Rev. B 76 (2007), p. 035105.
 - [391] Z. Lenarčič, D. Golež, J. Bonča, and P. Prelovšek, *Optical response of highly excited particles in a strongly correlated system*, Phys. Rev. B 89 (2014), p. 125123.
 - [392] D. Golež, J. Bonča, L. Vidmar, and S.A. Trugman, *Relaxation Dynamics of the Holstein Polaron*, Phys. Rev. Lett. 109 (2012), p. 236402.
 - [393] J. Kogoj, Z. Lenarčič, D. Golež, M. Mierzejewski, P. Prelovšek, and J. Bonča, *Multistage dynamics of the spin-lattice polaron formation*, Phys. Rev. B 90 (2014), p. 125104.
 - [394] G. De Filippis, V. Cataudella, E.A. Nowadnick, T.P. Devereaux, A.S. Mishchenko, and N. Nagaosa, *Quantum Dynamics of the Hubbard-Holstein Model in Equilibrium and Nonequilibrium: Application to Pump-Probe Phenomena*, Phys. Rev. Lett. 109 (2012), p. 176402.
 - [395] M. Eckstein and M. Kollar, *Theory of time-resolved optical spectroscopy on correlated electron systems*, Phys. Rev. B 78 (2008), p. 205119.
 - [396] M. Eckstein and P. Werner, *Ultrafast Separation of Photodoped Carriers in Mott Antiferromagnets*, Phys. Rev. Lett. 113 (2014), p. 076405.
 - [397] S. Dal Conte et al., *Snapshots of the retarded interaction of charge carriers with ultrafast fluctuations in cuprates*, Nature Physics 11 (2015), pp. 421–426.
 - [398] S. Peli et al. *The room temperature prodrome of charge-order in copper oxides*. arXiv:1508.03075 (2015).
 - [399] W. Li, C. Zhang, X. Wang, J. Chakhalian, and M. Xiao, *Ultrafast spectroscopy of quasiparticle dynamics in cuprate superconductors*, Journal of Magnetism and Magnetic Materials (2014), pp. 29–39.
 - [400] V. Kresin and S. Wolf, *Colloquium: Electron-lattice interaction and its impact on high T_c superconductivity*, Reviews of Modern Physics 81 (2009), pp. 481–501.
 - [401] E. Maksimov, M. Kulić, and O. Dolgov, *Bosonic Spectral Function and The Electron-Phonon Interaction in HTSC Cuprates*, Advances in Condensed Matter Physics (2010), p. 423725.
 - [402] W.G. Yin and W. Ku, *Tuning the in-plane electron behavior in high- T_c cuprate superconductors via apical atoms: A first-principles Wannier-states analysis*, Physical Review B 79 (2009), p. 214512.
 - [403] D. Reznik, L. Pintschovius, M. Ito, S. Iikubo, M. Sato, H. Goka, M. Fujita, K. Yamada, G.D. Gu, and J.M. Tranquada, *Electron-phonon coupling reflecting dynamic charge inhomogeneity in copper oxide superconductors*, Nature 440 (2006), pp. 1170–3.
 - [404] B. Mansart et al., *Temperature-dependent electron-phonon coupling in $\text{La}_{2-x}\text{Sr}_x\text{CuO}_4$ probed by femtosecond x-ray diffraction*, Phys. Rev. B 88 (2013), p. 054507.
 - [405] C. Gadermaier et al., *Strain-Induced Enhancement of the Electron Energy Relaxation in Strongly Correlated Superconductors*, Phys. Rev. X 4 (2014), p. 011056.
 - [406] L. Rettig, R. Cortés, S. Thirupathaiah, P. Gegenwart, H.S. Jeevan, M. Wolf, J. Fink, and U. Bovensiepen, *Ultrafast Momentum-Dependent Response of Electrons in Antiferromagnetic EuFe_2As_2 Driven by Optical Excitation*, Physical Review Letters 108 (2012), p. 097002.

- [407] L. Rettig, R. Corts, H.S. Jeevan, P. Gegenwart, T. Wolf, J. Fink, and U. Bovensiepen, *Electron-phonon coupling in 122 Fe pnictides analyzed by femtosecond time-resolved photoemission*, New Journal of Physics 15 (2013), p. 083023.
- [408] I. Avigo et al., *Coherent excitations and electron-phonon coupling in Ba/EuFe₂As₂ compounds investigated by femtosecond time- and angle-resolved photoemission spectroscopy*, Journal of Physics: Condensed Matter 25 (2013), p. 094003.
- [409] L. Stojchevska, P. Kusar, T. Mertelj, V.V. Kabanov, X. Lin, G.H. Cao, Z.A. Xu, and D. Mihailovic, *Electron-phonon coupling and the charge gap of spin-density wave iron-pnictide materials from quasiparticle relaxation dynamics*, Phys. Rev. B (2010), pp. 1–4.
- [410] T. Mertelj, P. Kusar, V.V. Kabanov, L. Stojchevska, N.D. Zhigadlo, S. Katrych, Z. Bukowski, and J. Karpinski, *Quasiparticle relaxation dynamics in spin-density-wave and superconducting SmFeAsO_{1-x}F_x single crystals*, Phys. Rev. B (2010), pp. 1–9.
- [411] S. Ulstrup, J.C. Johannsen, M. Grioni, and P. Hofmann, *Extracting the temperature of hot carriers in time- and angle-resolved photoemission*, Review of Scientific Instruments 85 (2014), 013907, pp. –.
- [412] D. Golež, J. Bonča, M. Mierzejewski, and L. Vidmar, *Mechanism of Ultrafast Relaxation of a Photo-Carrier in Antiferromagnetic Spin Background*, Physical Review B 89 (2014), p. 165118.
- [413] Eckstein, M. and Werner, P. *Ultra-fast photo-carrier relaxation in Mott insulators with short- range spin correlations*. arXiv:1410.3956 (2014).
- [414] F. Dorfner, L. Vidmar, C. Brockt, E. Jeckelmann, and F. Heidrich-Meisner, *Real-time decay of a highly excited charge carrier in the one-dimensional Holstein model*, Phys. Rev. B 91 (2015), p. 104302.
- [415] E. Gull and A.J. Millis, *Pairing glue in the two-dimensional Hubbard model*, Phys. Rev. B 90 (2014), p. 041110.
- [416] J. Kogoj et al. *Thermalization after photoexcitation from the perspective of optical spectroscopy*. arXiv:1509.08431 (2015).
- [417] M. Sentef, A.F. Kemper, B. Moritz, J.K. Freericks, Z.X. Shen, and T.P. Devereaux, *Examining Electron-Boson Coupling Using Time-Resolved Spectroscopy*, Phys. Rev. X 3 (2013), p. 041033.
- [418] F. Cilento et al., *Photo-enhanced antinodal conductivity in the pseudogap state of high-T_c cuprates*, Nature Communications 5 (2014), p. 4353.
- [419] R.H. He et al., *From a Single-Band Metal to a High-Temperature Superconductor via Two Thermal Phase Transitions*, Science 331 (2011), pp. 1579–1583.
- [420] I. Madan, T. Kurosawa, Y. Toda, M. Oda, T. Mertelj, and D. Mihailovic, *Evidence for carrier localization in the pseudogap state of cuprate superconductors from coherent quench experiments*, Nature Communications 6 (2015), p. 6958.
- [421] R.P. Saichu et al., *Two-Component Dynamics of the Order Parameter of High Temperature Bi₂Sr₂CaCu₂O_{8+δ} Superconductors Revealed by Time-Resolved Raman Scattering*, Phys. Rev. Lett. 102 (2009), p. 177004.
- [422] G. Dresselhaus and M.S. Dresselhaus, *Interband Transitions in Superconductors*, Phys. Rev. 125 (1962), pp. 1212–1214.
- [423] H.J.A. Molegraaf, C. Presura, D. Marel van der , P.H. Kes, and M. Li, *Superconductivity-Induced Transfer of In-Plane Spectral Weight in Bi₂Sr₂CaCu₂O_{8+δ}*, Science 295 (2002), pp. 2239–2241.
- [424] G. Deutscher, A.F. Santander-Syro, and N. Bontemps, *Kinetic energy change with doping upon superfluid condensation in high-temperature superconductors*, Phys. Rev. B 72 (2005), p. 092504.
- [425] Carbone, F. and Kuzmenko, A. B. and Molegraaf, H. J. A. and van Heumen, E. and Lukovac, V. and Marsiglio, F. and van der Marel, D. and Haule, K. and Kotliar, G. and Berger, H. and Courjault, S. and Kes, P. H. and Li, M., *Doping dependence of the redistribution of optical spectral weight in Bi₂Sr₂CaCu₂O_{8+δ}*, Phys. Rev. B 74 (2006), p. 064510.
- [426] M.R. Norman and C. Pépin, *Quasiparticle formation and optical sum rule violation in cuprate superconductors*, Phys. Rev. B 66 (2002), p. 100506.
- [427] D. Fausti et al. *Dynamical coupling between off-plane phonons and in-plane electronic excitations in superconducting YBCO*. arXiv:1408.0888 (2014).
- [428] J. Graf, C. Jozwiak, C.L. Smallwood, H. Eisaki, R.A. Kaindl, D.H. Lee, and A. Lanzara, *Nodal quasiparticle meltdown in ultrahigh-resolution pump-probe angle-resolved photoemission*, Nat Phys 7 (2011), pp. 805–809.
- [429] Rameau, J.D. et al. *Time-resolved Boson Emission in the Excitation Spectrum of Bi₂Sr₂CaCu₂O_{8+δ}*. arXiv:1505.07055 (2015).
- [430] S.L. Yang, J.A. Sobota, D. Leuenberger, Y. He, M. Hashimoto, D.H. Lu, H. Eisaki, P.S. Kirchmann, and Z.X. Shen, *Inequivalence of Single-Particle and Population Lifetimes in a Cuprate Superconductor*, Phys. Rev. Lett. 114 (2015), p. 247001.
- [431] W. Zhang et al., *Ultrafast quenching of electron-boson interaction and superconducting gap in a cuprate superconductor*, Nat Commun 5 (2014).
- [432] I. Madan, T. Kurosawa, Y. Toda, M. Oda, T. Mertelj, P. Kusar, and D. Mihailovic, *Separating pairing from quantum phase coherence dynamics above the superconducting transition by femtosecond spectroscopy*, Sci. Rep. 4 (2014), p. 5656.
- [433] M. Forst, C. Manzoni, S. Kaiser, Y. Tomioka, Y. Tokura, R. Merlin, and A. Cavalleri, *Nonlinear phononics as an ultrafast route to lattice control*, Nat. Phys. 7 (2011), pp. 854–856.
- [434] E. Chia, J.X. Zhu, D. Talbayev, R. Averitt, a. Taylor, K.H. Oh, I.S. Jo, and S.I. Lee, *Observation of Competing Order in a High-T_c Superconductor Using Femtosecond Optical Pulses*, Physical Review Letters 99 (2007), p. 147008.
- [435] B. Mansart, D. Boschetto, S. Sauvage, A. Rousse, and M. Marsi, *Mott transition in Cr-doped V₂O₃ studied by ultrafast reflectivity: Electron correlation effects on the transient response*, EPL (Europhysics Letters) 92 (2010), p. 37007.
- [436] D.H. Torchinsky, F. Mahmood, A.T. Bollinger, I. Božović, and N. Gedik, *Fluctuating charge-density waves in a cuprate superconductor*, Nat Mater 12 (2013), pp. 387–391.
- [437] R. Matsunaga, N. Tsuji, H. Fujita, A. Sugioka, K. Makise, Y. Uzawa, H. Terai, Z. Wang, H. Aoki,

- and R. Shimano, *Light-induced collective pseudospin precession resonating with Higgs mode in a superconductor*, Science 345 (2014), pp. 1145–1149.
- [438] I.I. Mazin, A.I. Liechtenstein, O. Jepsen, O.K. Andersen, and C.O. Rodriguez, *Displacive excitation of coherent phonons in $YBa_2Cu_3O_{7-x}$* , Phys. Rev. B 49 (1994), pp. 9210–9213.
- [439] X. Yang L. et al., *Ultrafast Modulation of the Chemical Potential in $BaFe_2As_2$ by Coherent Phonons*, Phys. Rev. Lett. 112 (2014), p. 207001.
- [440] B. Mansart, M.J.G. Cottet, T.J. Penfold, S.B. Dugdale, R. Tediosi, M. Chergui, and F. Carbone, *Evidence for a Peierls phase-transition in a three-dimensional multiple charge-density waves solid.*, Proceedings of the National Academy of Sciences of the United States of America 109 (2012), pp. 5603–8.
- [441] S. Hellmann et al., *Time-domain classification of charge-density-wave insulators*, Nature Communications 3 (2012), p. 1069.
- [442] M. Eichberger, H. Schäfer, M. Krumova, and M. Beyer, *Snapshots of cooperative atomic motions in the optical suppression of charge density waves*, Nature 468 (2010), pp. 799–802–802.
- [443] H. Schäfer, V.V. Kabanov, M. Beyer, K. Biljakovic, and J. Demsar, *Disentanglement of the Electronic and Lattice Parts of the Order Parameter in a 1D Charge Density Wave System Probed by Femtosecond Spectroscopy*, Phys. Rev. Lett. 105 (2010), p. 066402.
- [444] H. Schäfer, V.V. Kabanov, and J. Demsar, *Collective modes in quasi-one-dimensional charge-density wave systems probed by femtosecond time-resolved optical studies*, Phys. Rev. B 89 (2014), p. 045106.
- [445] L. Rettig, J.H. Chu, I.R. Fisher, U. Bovensiepen, and M. Wolf, *Coherent dynamics of the charge density wave gap in tritellurides*, Faraday Discuss. 171 (2014), pp. 299–310.
- [446] T. Huber et al., *Coherent Structural Dynamics of a Prototypical Charge-Density-Wave-to-Metal Transition*, Phys. Rev. Lett. 113 (2014), p. 026401.
- [447] W. Shen, T.P. Devereaux, and J.K. Freericks, *Exact solution for Bloch oscillations of a simple charge-density-wave insulator*, Phys. Rev. B 89 (2014), p. 235129.
- [448] W. Shen, Y. Ge, Y. Liu A. R. Krishnamurthy H. P. Devereaux T. and K. Freericks J. *Nonequilibrium “Melting” of a Charge Density Wave Insulator via an Ultrafast Laser Pulse*, Phys. Rev. Lett. 112 (2014), p. 176404.
- [449] A.J. Achkar et al., *Distinct Charge Orders in the Planes and Chains of Ortho-III-Ordered $YBa_2Cu_3O_{6+\delta}$ Superconductors Identified by Resonant Elastic X-ray Scattering*, Phys. Rev. Lett. 109 (2012), p. 167001.
- [450] E.H. da Silva Neto et al., *Ubiquitous interplay between charge ordering and high-temperature superconductivity in cuprates.*, Science 343 (2014), pp. 393–6.
- [451] S. Blanco-Canosa, A. Frano, E. Schierle, J. Porras, T. Loew, M. Minola, M. Bluschke, E. Weschke, B. Keimer, and M. Le Tacon, *Resonant x-ray scattering study of charge-density wave correlations in $YBa_2Cu_3O_{6+x}$* , Phys. Rev. B 90 (2014), p. 054513.
- [452] W. Tabis et al., *Charge order and its connection with Fermi-liquid charge transport in a pristine high- T_c cuprate*, Nat. Commun. 5 (2014), p. 5875.
- [453] R. Comin, R. Sutarto, E. da Silva Neto, L. Chauviere, R. Liang, W. Hardy, D. Bonn, F. He, G. Sawatzky, and A. Damascelli, *Broken translational and rotational symmetry via charge stripe order in underdoped $YBa_2Cu_3O_{6+y}$* , Science 347 (2015), pp. 1335–9.
- [454] P.W. Anderson, *Superconductivity: Higgs, Anderson and all that*, Nat Phys 11 (2015), p. 93.
- [455] Varma, C.M. *Higgs Boson in Superconductors*. arXiv:0109409 (2001).
- [456] P.B. Littlewood and C.M. Varma, *Amplitude collective modes in superconductors and their coupling to charge-density waves*, Phys. Rev. B 26 (1982), pp. 4883–4893.
- [457] T. Cea and L. Benfatto, *Nature and Raman signatures of the Higgs amplitude mode in the coexisting superconducting and charge-density-wave state*, Phys. Rev. B 90 (2014), p. 224515.
- [458] M.A. Méasson, Y. Gallais, M. Cazayous, B. Clair, P. Rodière, L. Cario, and A. Sacuto, *Amplitude Higgs mode in the $2H-NbSe_2$ superconductor*, Phys. Rev. B 89 (2014), p. 060503.
- [459] A. Kemper, M. Sentef, B. Moritz, J. Freericks, and T. Devereaux, *Direct observation of Higgs mode oscillations in the pump-probe photoemission spectra of electron-phonon mediated superconductors*, Phys. Rev. B 92 (2015), p. 224517.
- [460] R. Matsunaga and R. Shimano, *Nonequilibrium BCS State Dynamics Induced by Intense Terahertz Pulses in a Superconducting NbN Film*, Phys. Rev. Lett. 109 (2012), p. 187002.
- [461] H. Krull et al. *Coupling of Higgs and Leggett modes in nonequilibrium superconductors*. arXiv:1512.08121 (2015).
- [462] H. Krull, D. Manske, G.S. Uhrig, and A.P. Schnyder, *Signatures of nonadiabatic BCS state dynamics in pump-probe conductivity*, Phys. Rev. B 90 (2014), p. 014515.
- [463] R. Matsunaga, Y.I. Hamada, K. Makise, Y. Uzawa, H. Terai, Z. Wang, and R. Shimano, *Higgs Amplitude Mode in the BCS Superconductors $Nb_{1-x}Ti_xN$ Induced by Terahertz Pulse Excitation*, Physical Review Letters 111 (2013), p. 057002.
- [464] T. Cea et al. *Non-linear optical effects and third-harmonic generation in superconductors: Cooper-pairs vs Higgs mode contribution*. arXiv:1512.02544 (2015).
- [465] Y. Barlas and C.M. Varma, *Amplitude or Higgs modes in d-wave superconductors*, Physical Review B 87 (2013), p. 054503.
- [466] A.P. Schnyder, D. Manske, and A. Avella, *Resonant generation of coherent phonons in a superconductor by ultrafast optical pump pulses*, Phys. Rev. B 84 (2011), p. 214513.
- [467] Chapter title. *Photo-induced phase transition conference series* (2014), .
- [468] K. Nasu *Photo-induced phase transition*, World Scientific Pub Co Inc, 2004.
- [469] S. Chaudhuri, N.K. Pandey, S. Saini, and R.C. Budhani, *Dynamics of a robust photo-induced insulator-metal transition driven by coherent and broad-band light in epitaxial films of $La_{0.625-y}Pr_yCa_{0.375}MnO_3$* , Journal of Physics: Condensed Matter 22 (2010), p. 275502.
- [470] M. Rini, R. Tobey, N. Dean, S. Wall, H. Ehrke, Y. Zhu, Y. Tomioka, Y. Tokura, R.W. Schoenlein, and A. Cavalleri, *Time-resolved studies of phase transition dynamics in strongly correlated manganites*, Journal of Physics: Conference Series 148 (2009), p. 012013.

- [471] N. Takubo, I. Onishi, K. Takubo, T. Mizokawa, and K. Miyano, *Photoinduced Metal-to-Insulator Transition in a Manganite Thin Film*, Phys. Rev. Lett. 101 (2008), p. 177403.
- [472] H. Ichikawa et al., *Transient photoinduced hidden phase in a manganite*, Nat. Materials 10 (2011), p. 101.
- [473] A. Cavalleri, T. Dekorsy, H.H.W. Chong, J.C. Kieffer, and R.W. Schoenlein, *Evidence for a structurally-driven insulator-to-metal transition in VO₂: A view from the ultrafast timescale*, Phys. Rev. B 70 (2004), p. 161102.
- [474] M.K. Liu, B. Pardo, J. Zhang, M.M. Qazilbash, S.J. Yun, Z. Fei, J.H. Shin, H.T. Kim, D.N. Basov, and R.D. Averitt, *Photoinduced Phase Transitions by Time-Resolved Far-Infrared Spectroscopy in V₂O₃*, Phys. Rev. Lett. 107 (2011), p. 066403.
- [475] M. Hada, K. Okimura, and J. Matsuo, *Characterization of structural dynamics of VO₂ thin film on c-Al₂O₃ using in-air time-resolved x-ray diffraction*, Phys. Rev. B 82 (2010), p. 153401.
- [476] P. Baum, D.S. Yang, and A.H. Zewail, *4D Visualization of Transitional Structures in Phase Transformations by Electron Diffraction*, Science 318 (2007), pp. 788–792.
- [477] V.R. Morrison, R.P. Chatelain, K.L. Tiwari, A. Hendaoui, A. Bruhacs, M. Chaker, and B.J. Siwick, *A photoinduced metal-like phase of monoclinic VO₂ revealed by ultrafast electron diffraction*, Science 346 (2014), pp. 445–448.
- [478] D.J. Hilton, R.P. Prasankumar, S. Fourmaux, A. Cavalleri, D. Brassard, M.A. El Khakani, J.C. Kieffer, A.J. Taylor, and R.D. Averitt, *Enhanced Photosusceptibility near T_c for the Light-Induced Insulator-to-Metal Phase Transition in Vanadium Dioxide*, Phys. Rev. Lett. 99 (2007), p. 226401.
- [479] S. Wall, D. Wegkamp, L. Foglia, K. Appavoo, J. Nag, R. Haglund, J. Stähler, and M. Wolf, *Ultrafast changes in lattice symmetry probed by coherent phonons*, Nat. Comm. 3 (2012), p. 721.
- [480] T.L. Cocker, L.V. Titova, S. Fourmaux, G. Holloway, H.C. Bandulet, D. Brassard, J.C. Kieffer, M.A. El Khakani, and F. Hegmann, *Phase diagram of the ultrafast photoinduced insulator-metal transition in vanadium dioxide*, Phys. Rev. B 85 (2012), p. 155120.
- [481] W.P. Hsieh, M. Trigo, D.A. Reis, G. Andrea Artioli, L. Malavasi, and W.L. Mao, *Evidence for photo-induced monoclinic metallic VO₂ under high pressure*, Applied Physics Letters 104 (2014), 021917.
- [482] D. Wegkamp et al., *Instantaneous Band Gap Collapse in Photoexcited Monoclinic VO₂ due to Photocarrier Doping*, Phys. Rev. Lett. 113 (2014), p. 216401.
- [483] S. Biermann, A. Poteryaev, A.I. Lichtenstein, and A. Georges, *Dynamical Singlets and Correlation-Assisted Peierls Transition in VO₂*, Phys. Rev. Lett. 94 (2005), p. 026404.
- [484] M. Rini et al., *Optical switching in VO₂ films by below-gap excitation*, Applied Physics Letters 92 (2008), 181904, p. 181904.
- [485] R. Yoshida et al., *Ultrafast photoinduced transition of an insulating VO₂ thin film into a nonrutile metallic state*, Phys. Rev. B 89 (2014), p. 205114.
- [486] L. Stojchevska, I. Vaskivskiy, T. Mertelj, P. Kusar, D. Svetin, S. Brazovskii, and D. Mihailovic, *Ultrafast Switching to a Stable Hidden Quantum State in an Electronic Crystal*, Science 344 (2014), pp. 177–180.
- [487] L. Testardi, *Destruction of Superconductivity by Laser Light*, Physical Review B 4 (1971), p. 2189.
- [488] J. Demsar, R.D. Averitt, A.J. Taylor, V.V. Kabanov, W.N. Kang, H.J. Kim, E.M. Choi, and S.I. Lee, *Pair-Breaking and Superconducting State Recovery Dynamics in MgB₂*, 91 (2003), p. 267002.
- [489] N. Kumar and K. Sinha, *Possibility of Photoinduced Superconductivity*, Physical Review (1968).
- [490] D. Mihailovic and A.J. Heeger, *Pyroelectric and piezoelectric effects in single crystals of YBa₂Cu₃O_{7-δ}*, Solid State Communications 75 (1990), pp. 319–323.
- [491] I.A. Fugol, V.N. Samovarov, I.I. Rybalko, and V.M. Zhuravlev, *Luminescence of charge-sensitive oxygen centers in high-temperature superconductors - The effect of superconducting transition*, Fizika Nizkikh Temperatur 16 (1990), pp. 580–583.
- [492] K. Tanabe, F.H. Teherani, S. Kubo, H. Asano, and M. Suzuki, *Effects of photoinduced hole doping on transport properties of YBa₂Cu₃O_y grain boundary junctions*, Journal Of Applied Physics 76 (1994), pp. 3679–3683.
- [493] W. Hayes and A.M. Stoneham *Defects and Defect Processes in Nonmetallic Solids*, , 2004.
- [494] F. Bridges, G. Davies, J. Robertson, and A.M. Stoneham, *The spectroscopy of crystal defects: a compendium of defect nomenclature*, Journal Of Physics-Condensed Matter 2 (1990), pp. 2875–2928.
- [495] V.I. Kudinov, I.L. Chaplygin, A.I. Kirilyuk, N.M. Kreines, R. Laiho, E. Lähderanta, and C. Ayache, *Persistent photoconductivity in YBa₂Cu₃O_{6+x} films as a method of photodoping toward metallic and superconducting phases*, Physical Review B 47 (1993), p. 9017.
- [496] A. Hoffmann, D. Reznik, and I.K. Schuller, *Persistent photoinduced effects in high-T_c superconductors*, Advanced Materials 9 (1997), pp. 271–273.
- [497] J.F. Federici, D. Chew, B. Welker, W. Savin, J. Gutierrez-Solana, T. Fink, and W. Wilber, *Defect mechanism of photoinduced superconductivity in YBa₂Cu₃O_{6+x}*, Phys. Rev. B 52 (1995), pp. 15592–15597.
- [498] S. Bahrs, A. Goñi, C. Thomsen, B. Maiorov, G. Nieva, and A. Fainstein, *Light-induced oxygen-ordering dynamics in (Y,Pr)Ba₂Cu₃O_{6.7}: A Raman spectroscopy and Monte Carlo study*, Physical Review B 70 (2004), p. 014512.
- [499] S. Bahrs, J. Guimpel, A.R. Goñi, B. Maiorov, A. Fainstein, G. Nieva, and C. Thomsen, *Persistent photo-excitation in GdBa₂Cu₃O_{6.5} in a simultaneous Raman and electrical-transport experiment*, Physical Review B 72 (2005), p. 144501.
- [500] A. Bruchhausen, S. Bahrs, K. Fleischer, A. Goñi, A. Fainstein, G. Nieva, A. Aligia, W. Richter, and C. Thomsen, *Photoinduced chain-oxygen ordering in detwinned YBa₂Cu₃O_{6.7} single crystals studied by reflectance-anisotropy spectroscopy*, Physical Review B 69 (2004), p. 224508.
- [501] V. Peña, T. Gredig, J. Santamaria, and I. Schuller, *Interfacially Controlled Transient Photoinduced Superconductivity*, Physical Review Letters 97 (2006), p. 177005.
- [502] G. Yu, C.H. Lee, A. Heeger, N. Herron, and E. McCarron, *Transient Photoinduced Conductivity in Single-Crystals of YBa₂Cu₃O_{7-δ} - Photodoping to the Metallic State*, Physical Review Letters 67

- (1991), pp. 2581–2584.
- [503] N. Gedik, D.S. Yang, G. Logvenov, I. Bozovic, and A.H. Zewail, *Nonequilibrium phase transitions in cuprates observed by ultrafast electron crystallography*, Science (New York, N.Y.) 316 (2007), pp. 425–9.
 - [504] D. Fausti, R.I. Tobey, N. Dean, S. Kaiser, A. Dienst, M.C. Hoffmann, S. Pyon, T. Takayama, H. Takagi, and A. Cavalleri, *Light-Induced Superconductivity in a Stripe-Ordered Cuprate*, Science 331 (2011), pp. 189–191.
 - [505] D. Nicoletti, E. Casandruc, Y. Laplace, V. Khanna, C.R. Hunt, S. Kaiser, S.S. Dhesi, G.D. Gu, J.P. Hill, and A. Cavalleri, *Optically induced superconductivity in striped $\text{La}_{2-x}\text{Ba}_x\text{CuO}_4$ by polarization-selective excitation in the near infrared*, Phys. Rev. B 90 (2014), p. 100503.
 - [506] K. Tamasaku, Y. Nakamura, and S. Uchida, *Charge dynamics across the CuO_2 planes in $\text{La}_{2-x}\text{Sr}_x\text{CuO}_4$* , Phys. Rev. Lett. 69 (1992), pp. 1455–1458.
 - [507] A. Subedi, A. Cavalleri, and A. Georges, *Theory of nonlinear phononics for coherent light control of solids*, Phys. Rev. B 89 (2014), p. 220301.
 - [508] S.J. Denny, S.R. Clark, Y. Laplace, A. Cavalleri, and D. Jaksch, *Proposed Parametric Cooling of Bilayer Cuprate Superconductors by Terahertz Excitation*, Phys. Rev. Lett. 114 (2015), p. 137001.
 - [509] R. Höppner, B. Zhu, T. Rexin, A. Cavalleri, and L. Mathey, *Redistribution of phase fluctuations in a periodically driven cuprate superconductor*, Phys. Rev. B 91 (2015), p. 104507.
 - [510] Baskaran, G. *Superradiant superconductivity*. arxiv.org/abs/1211.4567 (2012).
 - [511] Orenstein, J. and Dodge J. S. *Terahertz time-domain spectroscopy of transient metallic and superconducting states*. arxiv.org/abs/1506.06758 (2015).
 - [512] Nicoletti, D. and Mitrano, M. and Cantaluppi, A. and Cavalleri A. *Comment on "Terahertz time-domain spectroscopy of transient metallic and superconducting states"*. arxiv.org/abs/1506.07846 (2015).
 - [513] Dienst A., H. C., Fausti D., P. C., Pyon S., Takayama T., Takagi H., and Cavalleri A., *Bi-directional ultrafast electric-field gating of interlayer charge transport in a cuprate superconductor*, Nat Photon 5 (2011), pp. 485–488.
 - [514] A. Dienst et al., *Optical excitation of Josephson plasma solitons in a cuprate superconductor*, Nat Mater 12 (2013), pp. 535–541 Article.
 - [515] A. Glossner et al. *Cooper Pair Breakup in YBCO under Strong Terahertz Fields*. arXiv:1205.1684 (2012).
 - [516] G.L. Dakovski, W.S. Lee, D.G. Hawthorn, N. Garner, D. Bonn, W. Hardy, R. Liang, M.C. Hoffmann, and J.J. Turner, *Enhanced coherent oscillations in the superconducting state of underdoped $\text{YBa}_2\text{Cu}_3\text{O}_{6+x}$ induced via ultrafast terahertz excitation*, Phys. Rev. B 91 (2015), p. 220506.
 - [517] F.C. Zhang and T.M. Rice, *Effective Hamiltonian for the superconducting Cu oxides*, Phys. Rev. B 37 (1988), pp. 3759–3761.
 - [518] S. Chu, *Cold atoms and quantum control*, Nature 416 (2002), p. 206.
 - [519] M.C. Gutzwiller, *Effect of Correlation on the Ferromagnetism of Transition Metals*, Phys. Rev. 134 (1964), p. A923.
 - [520] G. Vidal, *Efficient Simulation of One-Dimensional Quantum Many-Body Systems*, Phys. Rev. Lett. 93 (2004), p. 040502.
 - [521] S.R. White and A.E. Feiguin, *Real-Time Evolution Using the Density Matrix Renormalization Group*, Phys. Rev. Lett. 93 (2004), p. 076401.
 - [522] H. Breuer and F. Petruccione *The Theory of Open Quantum Systems*, Oxford University Press, 2002.
 - [523] J. Rammer *Quantum Transport Theory*, Frontiers in physics Perseus Books, 1998.
 - [524] A. McLachlan, *A variational solution of the time-dependent Schrodinger equation*, Molecular Physics 8 (1964), pp. 39–44.
 - [525] F. Goth and F.F. Assaad, *Time and spatially resolved quench of the fermionic Hubbard model showing restricted equilibration*, Phys. Rev. B 85 (2012), p. 085129.
 - [526] H. Aoki, N. Tsuji, M. Eckstein, M. Kollar, T. Oka, and P. Werner, *Nonequilibrium dynamical mean-field theory and its applications*, Rev. Mod. Phys. 86 (2014), pp. 779–837.
 - [527] M. Schiró and M. Fabrizio, *Time-Dependent Mean Field Theory for Quench Dynamics in Correlated Electron Systems*, Phys. Rev. Lett 105 (2010), p. 076401.
 - [528] Schiró, M. and Fabrizio, M., *Quantum quenches in the Hubbard model: Time-dependent mean-field theory and the role of quantum fluctuations*, Phys. Rev. B 83 (2011), p. 165105.
 - [529] S. Sorella, *Wave function optimization in the variational Monte Carlo method*, Phys. Rev. B 71 (2005), p. 241103.
 - [530] M. Fabrizio, *Gutzwiller description of non-magnetic Mott insulators: Dimer lattice model*, Phys. Rev. B 76 (2007), p. 165110.
 - [531] Fabrizio, Michele, *The Out-of-Equilibrium Time-Dependent Gutzwiller Approximation*, in *New Materials for Thermoelectric Applications: Theory and Experiment*, , in *New Materials for Thermoelectric Applications: Theory and Experiment*, ed. Zlatić, Veljko and Hewson, Alex Zlatić, Veljko and Hewson, Alex ed., Springer Netherlands, 2013, pp. 247–273.
 - [532] M. Sandri, M. Schiró, and M. Fabrizio, *Linear ramps of interaction in the fermionic Hubbard model*, Phys. Rev. B 86 (2012), p. 075122.
 - [533] M. Sandri and M. Fabrizio, *Nonequilibrium dynamics in the antiferromagnetic Hubbard model*, Phys. Rev. B 88 (2013), p. 165113.
 - [534] G. Kotliar and A.E. Ruckenstein, *New Functional Integral Approach to Strongly Correlated Fermi Systems: The Gutzwiller Approximation as a Saddle Point*, Phys. Rev. Lett. 57 (1986), pp. 1362–1365.
 - [535] F. Lechermann, A. Georges, G. Kotliar, and O. Parcollet, *Rotationally invariant slave-boson formalism and momentum dependence of the quasiparticle weight*, Phys. Rev. B 76 (2007), p. 155102.
 - [536] P.W. Anderson, *The Resonating Valence Bond State in La_2CuO_4 and Superconductivity*, Science 235 (1987), pp. 1196–1198.

- [537] G. Seibold and J. Lorenzana, *Time-Dependent Gutzwiller Approximation for the Hubbard Model*, Phys. Rev. Lett. 86 (2001), p. 2605.
- [538] W. Metzner and D. Vollhardt, *Correlated Lattice Fermions in $d = \infty$ Dimensions*, Phys. Rev. Lett. 62 (1989), pp. 324–327.
- [539] X.Y. Zhang, M.J. Rozenberg, and G. Kotliar, *Mott transition in the $d = \infty$ Hubbard model at zero temperature*, Phys. Rev. Lett. 70 (1993), pp. 1666–1669.
- [540] T. Maier, M. Jarrell, T. Pruschke, and M.H. Hettler, *Quantum cluster theories*, Rev. Mod. Phys. 77 (2005), pp. 1027–1080.
- [541] Freericks, J. K. and Turkowski, V. M. and Zlatic, V., *Nonequilibrium Dynamical Mean-Field Theory*, Phys. Rev. Lett. 97 (2006), p. 266408.
- [542] A. Toschi, P. Barone, M. Capone, and C. Castellani, *Pairing and superconductivity from weak to strong coupling in the attractive Hubbard model*, New J. Phys. 7 (2005), pp. 7–7.
- [543] A. Toschi, M. Capone, and C. Castellani, *Energetic balance of the superconducting transition across the BCS—Bose Einstein crossover in the attractive Hubbard model*, Phys. Rev. B 72 (2005), p. 235118.
- [544] J. Schwinger, *Brownian Motion of a Quantum Oscillator*, Journal of Mathematical Physics 2 (1961), pp. 407–432.
- [545] L. Kadanoff and G. Baym *Quantum statistical mechanics: Green's function methods in equilibrium and nonequilibrium problems*, Frontiers in physics W.A. Benjamin, 1962.
- [546] L.V. Keldysh, , Sov. Phys. JETP 20 (1964), p. 1018.
- [547] A. Kamenev *Field Theory of Non-Equilibrium Systems*, Cambridge University Press, Cambridge, England, 2011.
- [548] M. Wagner, *Expansions of nonequilibrium Green's functions*, Phys. Rev. B 44 (1991), pp. 6104–6117.
- [549] F. Bloch, *ber die Quantenmechanik der Elektronen in Kristallgittern*, Zeitschrift fr Physik 52 (1929), pp. 555–600.
- [550] V. Turkowski and J.K. Freericks, *Nonequilibrium perturbation theory of the spinless Falicov-Kimball model: Second-order truncated expansion in U* , Phys. Rev. B 75 (2007), p. 125110.
- [551] J.K. Freericks, *Quenching Bloch oscillations in a strongly correlated material: Nonequilibrium dynamical mean-field theory*, Phys. Rev. B 77 (2008), p. 075109.
- [552] M. Eckstein and P. Werner, *Damping of Bloch Oscillations in the Hubbard Model*, Phys. Rev. Lett. 107 (2011), p. 186406.
- [553] A. Amaricci, C. Weber, M. Capone, and G. Kotliar, *Approach to a stationary state in a driven Hubbard model coupled to a thermostat*, Pyhs. Rev. B 86 (2012), p. 85110.
- [554] N. Tsuji, T. Oka, and H. Aoki, *Correlated electron systems periodically driven out of equilibrium: Floquet + DMFT formalism*, Phys. Rev. B 78 (2008), p. 235124.
- [555] A.V. Joura, J.K. Freericks, and T. Pruschke, *Steady-State Nonequilibrium Density of States of Driven Strongly Correlated Lattice Models in Infinite Dimensions*, Phys. Rev. Lett. 101 (2008), p. 196401.
- [556] C. Aron, G. Kotliar, and C. Weber, *Dimensional Crossover Driven by an Electric Field*, Phys. Rev. Lett. 108 (2012), p. 086401.
- [557] M. Mierzejewski, L. Vidmar, J. Bonča, and P. Prelovšek, *Nonequilibrium Quantum Dynamics of a Charge Carrier Doped into a Mott Insulator*, Phys. Rev. Lett. 106 (2011), p. 196401.
- [558] M. Eckstein and P. Werner, *Dielectric breakdown of Mott insulators: doublon production and doublon heating*, Journal of Physics: Conference Series 427 (2013), p. 012005.
- [559] ———, *Photoinduced States in a Mott Insulator*, Phys. Rev. Lett. 110 (2013), p. 126401.
- [560] A.F. Kemper, M. Sentef, B. Moritz, C.C. Kao, Z.X. Shen, J.K. Freericks, and T.P. Devereaux, *Mapping of unoccupied states and relevant bosonic modes via the time-dependent momentum distribution*, Phys. Rev. B 87 (2013), p. 235139.
- [561] J.E. Han, *Solution of electric-field-driven tight-binding lattice coupled to fermion reservoirs*, Phys. Rev. B 87 (2013), p. 085119.
- [562] J.E. Han and J. Li, *Energy dissipation in a dc-field-driven electron lattice coupled to fermion baths*, Phys. Rev. B 88 (2013), p. 075113.
- [563] J.H. Shirley, *Solution of the Schrödinger Equation with a Hamiltonian Periodic in Time*, Phys. Rev. 138 (1965), pp. B979–B987.
- [564] Y. Zel'dovich, *The Quasienergy of a Quantum-mechanical System Subjected to a Periodic Action*, JETP 24 (1967), p. 1006.
- [565] Gaston Floquet, *Sur les équations différentielles linéaires à coefficients périodiques*. Annales de l'École Normale Supérieure 12: 47–88 (1883).
- [566] Schmidt, P. and Monien, H. *Nonequilibrium dynamical mean-field theory of a strongly correlated system*. arXiv:cond-mat/0202046 (2002).
- [567] J.K. Freericks and A.V. Joura, *Nonequilibrium density of states and distribution functions for strongly correlated materials across the Mott transition*, in *Electron transport in nanosystems*, J. Bonca and S. Kuchinin, eds., Springer, Berlin, 2008, pp. 219–236.
- [568] A. Lubatsch and J. Kroha, *Optically driven Mott-Hubbard systems out of thermodynamic equilibrium*, Annalen der Physik 18 (2009), pp. 863–867.
- [569] N. Tsuji, T. Oka, and H. Aoki, *Nonequilibrium Steady State of Photoexcited Correlated Electrons in the Presence of Dissipation*, Phys. Rev. Lett. 103 (2009), p. 047403.
- [570] N. Tsuji, T. Oka, P. Werner, and H. Aoki, *Dynamical Band Flipping in Fermionic Lattice Systems: An ac-Field-Driven Change of the Interaction from Repulsive to Attractive*, Phys. Rev. Lett. 106 (2011), p. 236401.
- [571] N. Tsuji, T. Oka, H. Aoki, and P. Werner, *Repulsion-to-attraction transition in correlated electron systems triggered by a monocycle pulse*, Phys. Rev. B 85 (2012), p. 155124.
- [572] S. Okamoto, *Nonlinear Transport through Strongly Correlated Two-Terminal Heterostructures : A Dynamical Mean-Field Approach*, Phys. Rev. Lett. 116807 (2008), pp. 1–4.
- [573] R.J. Heary and J.E. Han, *Perturbation study of nonequilibrium quasiparticle spectra in an infinite-*

- dimensional Hubbard lattice*, Phys. Rev. B 80 (2009), p. 035102.
- [574] J. Li, C. Aron, G. Kotliar, and J.E. Han, *Electric-Field-Driven Resistive Switching in the Dissipative Hubbard Model*, Phys. Rev. Lett. 114 (2015), p. 226403.
 - [575] A. Amaricci and M. Capone, *Dynamical Mean-Field Theory description of the voltage induced transition in a non-equilibrium superconductor*, arXiv:1411.23476 (2014).
 - [576] M. Keller, W. Metzner, and U. Schollwöck, *Dynamical Mean-Field Theory for Pairing and Spin Gap in the Attractive Hubbard Model*, Phys. Rev. Lett. 86 (2001), pp. 4612–4615.
 - [577] M. Capone, C. Castellani, and M. Grilli, *First-Order Pairing Transition and Single-Particle Spectral Function in the Attractive Hubbard Model*, Phys. Rev. Lett. 88 (2002), p. 126403.
 - [578] M. Eckstein and P. Werner, *Nonequilibrium dynamical mean-field simulation of inhomogeneous systems*, Phys. Rev. B 88 (2013), p. 075135.
 - [579] L. Landau, , Phys. Z. Sowjetunion 2 (1932), p. 46.
 - [580] C. Zener, *Non-Adiabatic Crossing of Energy Levels*, Proceedings of the Royal Society of London A: Mathematical, Physical and Engineering Sciences 137 (1932), pp. 696–702.
 - [581] L. Cario, C. Vaju, B. Corraze, V. Guiot, and E. Janod, *Electric-Field-Induced Resistive Switching in a Family of Mott Insulators: Towards a New Class of RRAM Memories*, Advanced Materials 22 (2010), pp. 5193–5197.
 - [582] P. Stoliar, L. Cario, E. Janod, B. Corraze, C. Guillot-Deudon, S. Salmon-Bourmand, V. Guiot, J. Tranchant, and M. Rozenberg, *Universal Electric-Field-Driven Resistive Transition in Narrow-Gap Mott Insulators*, Advanced Materials 25 (2013), pp. 3222–3226.
 - [583] V. Guiot, L. Cario, E. Janod, B. Corraze, V. Ta Phuoc, M. Rozenberg, P. Stoliar, T. Cren, and D. Roditchev, *Avalanche breakdown in GaTa₄Se₃ narrow-gap Mott insulators*, Nat. Commun. 4 (2013), p. 1722.
 - [584] T. Oka and H. Aoki, *Ground-State Decay Rate for the Zener Breakdown in Band and Mott Insulators*, Phys. Rev. Lett. 95 (2005), p. 137601.
 - [585] Oka, T. and Aoki, H., *Dielectric breakdown in a Mott insulator: Many-body Schwinger-Landau-Zener mechanism studied with a generalized Bethe ansatz*, Phys. Rev. B 81 (2010), p. 033103.
 - [586] T. Oka, *Nonlinear doublon production in a Mott insulator: Landau-Dykhne method applied to an integrable model*, Phys. Rev. B 86 (2012), p. 075148.
 - [587] Z. Lenarčič and P. Prelovšek, *Dielectric Breakdown in Spin-Polarized Mott Insulator*, Phys. Rev. Lett. 108 (2012), p. 196401.
 - [588] M. Eckstein, T. Oka, and P. Werner, *Dielectric Breakdown of Mott Insulators in Dynamical Mean-Field Theory*, Phys. Rev. Lett. 105 (2010), p. 146404.
 - [589] C. Aron, *Dielectric breakdown of a Mott insulator*, Phys. Rev. B 86 (2012), p. 085127.
 - [590] G. Mazza, A. Amaricci, M. Capone, and M. Fabrizio, *Electronic transport and dynamics in correlated heterostructures*, Phys. Rev. B 91 (2015), p. 195124.
 - [591] H. Fotso, K. Mikelsons, and J.K. Freericks, *Thermalization of field driven quantum systems*, Scientific Reports 4 (2014), p. 4699.
 - [592] G. Mazza et al. *Gap Collapse and Novel Mechanism for Dielectric Breakdown of Mott Insulators*. arXiv:1510.xxxxx (2015).
 - [593] A. Camjayi, C. Acha, R. Weht, G. Rodriguez M. B. Corraze, E. Janod, L. Cario, and J. Rozenberg M. *First-Order Insulator-to-Metal Mott Transition in the Paramagnetic 3D System GaTa₄Se₃*, Phys. Rev. Lett. 113 (2014), p. 086404.
 - [594] W.R. Lee and K. Park, *Dielectric breakdown via emergent nonequilibrium steady states of the electric-field-driven Mott insulator*, Phys. Rev. B 89 (2014), p. 205126.
 - [595] M. Eckstein and P. Werner, *Thermalization of a pump-excited Mott insulator*, Phys. Rev. B 84 (2011), p. 035122.
 - [596] B. Moritz, T.P. Devereaux, and J.K. Freericks, *Time-resolved photoemission of correlated electrons driven out of equilibrium*, Phys. Rev. B 81 (2010), p. 165112.
 - [597] B. Moritz, A.F. Kemper, M. Sentef, T.P. Devereaux, and J.K. Freericks, *Electron-Mediated Relaxation Following Ultrafast Pumping of Strongly Correlated Materials: Model Evidence of a Correlation-Tuned Crossover between Thermal and Nonthermal States*, Phys. Rev. Lett. 111 (2013), p. 077401.
 - [598] J.K. Freericks, H.R. Krishnamurthy, and T. Pruschke, *Theoretical Description of Time-Resolved Photoemission Spectroscopy: Application to Pump-Probe Experiments*, Phys. Rev. Lett. 102 (2009), p. 136401.
 - [599] M. Heyl, A. Polkovnikov, and S. Kehrein, *Dynamical Quantum Phase Transitions in the Transverse-Field Ising Model*, Phys. Rev. Lett. 110 (2013), p. 135704.
 - [600] N. Tsuji, M. Eckstein, and P. Werner, *Nonthermal Antiferromagnetic Order and Nonequilibrium Criticality in the Hubbard Model*, Phys. Rev. Lett. 110 (2013), p. 136404.
 - [601] P. Werner, K. Held, and M. Eckstein, *Role of impact ionization in the thermalization of photoexcited Mott insulators*, Phys. Rev. B 90 (2014), p. 235102.
 - [602] Dynamics of screening in photo-doped Mott insulators; .
 - [603] A. Polkovnikov, K. Sengupta, A. Silva, and M. Vengalattore, *Colloquium: Nonequilibrium dynamics of closed interacting quantum systems*, Rev. Mod. Phys. 83 (2011), pp. 863–883.
 - [604] M. Eckstein, M. Kollar, and P. Werner, *Thermalization after an Interaction Quench in the Hubbard Model*, Phys. Rev. Lett. 103 (2009), p. 056403.
 - [605] Eckstein, M. and Kollar, M. and Werner, P., *Interaction quench in the Hubbard model: Relaxation of the spectral function and the optical conductivity*, Phys. Rev. B 81 (2010), p. 115131.
 - [606] P. André, M. Schiró, and M. Fabrizio, *Lattice and surface effects in the out-of-equilibrium dynamics of the Hubbard model*, Phys. Rev. B 85 (2012), p. 205118.
 - [607] M. Sandri, M. Capone, and M. Fabrizio, *Finite-temperature Gutzwiller approximation and the phase diagram of a toy model for V₂O₃*, Phys. Rev. B 87 (2013), p. 205108.
 - [608] K. Balzer, F.A. Wolf, I.P. McCulloch, P. Werner, and M. Eckstein, *Nonthermal Melting of Néel Order in the Hubbard Model*, Phys. Rev. X 5 (2015), p. 031039.

- [609] P. Werner, N. Tsuji, and M. Eckstein, *Nonthermal symmetry-broken states in the strongly interacting Hubbard model*, Phys. Rev. B 86 (2012), p. 205101.
- [610] J.H. Mentink and M. Eckstein, *Ultrafast Quenching of the Exchange Interaction in a Mott Insulator*, Phys. Rev. Lett. 113 (2014), p. 057201.
- [611] J.H. Mentink, K. Balzer, and M. Eckstein, *Ultrafast and reversible control of the exchange interaction in Mott insulators*, Nat. Commun. 6 (2015), p. 6708.
- [612] P. Werner and A.J. Millis, *High-Spin to Low-Spin and Orbital Polarization Transitions in Multiorbital Mott Systems*, Phys. Rev. Lett. 99 (2007), p. 126405.
- [613] P. Werner, E. Gull, and A.J. Millis, *Metal-insulator phase diagram and orbital selectivity in three-orbital models with rotationally invariant Hund coupling*, Phys. Rev. B 79 (2009), p. 115119.
- [614] L. de' Medici, *Hund's coupling and its key role in tuning multiorbital correlations*, Phys. Rev. B 83 (2011), p. 205112.
- [615] L. de' Medici, J. Mravlje, and A. Georges, *Janus-Faced Influence of Hund's Rule Coupling in Strongly Correlated Materials*, Phys. Rev. Lett. 107 (2011), p. 256401.
- [616] A. Georges, L. de' Medici, and J. Mravlje, *Strong Correlations from Hund's Coupling*, Annual Review of Condensed Matter Physics 4 (2013), pp. 137–178.
- [617] L. de' Medici, G. Giovannetti, and M. Capone, *Selective Mott Physics as a Key to Iron Superconductors*, Phys. Rev. Lett. 112 (2014), p. 177001.
- [618] A.I. Poteryaev, M. Ferrero, A. Georges, and O. Parcollet, *Effect of crystal-field splitting and interband hybridization on the metal-insulator transitions of strongly correlated systems*, Phys. Rev. B 78 (2008), p. 045115.
- [619] M. Sandri and M. Fabrizio, *Non-equilibrium gap-collapse near a first-order Mott transition*, (2014), arXiv:14104442.
- [620] G. Lantz et al. *Surface effects on the Mott-Hubbard transition in archetypal V_2O_3* . arXiv:1507.02116 (2015).
- [621] S. Ciuchi, F. Pasqualetto, S. Fratini, and D. Feinberg, *Dynamical mean-field theory of the small polaron*, Phys. Rev. B 56 (1997), pp. 4494–4512.
- [622] M. Capone, W. Stephan, and M. Grilli, *Small-polaron formation and optical absorption in Su-Schrieffer-Heeger and Holstein models*, Phys. Rev. B 56 (1997), pp. 4484–4493.
- [623] J. Bonča, S.A. Trugman, and I. Batistić, *Holstein polaron*, Phys. Rev. B 60 (1999), pp. 1633–1642.
- [624] M. Capone and S. Ciuchi, *Polaron Crossover and Bipolaronic Metal-Insulator Transition in the Half-Filled Holstein Model*, Phys. Rev. Lett. 91 (2003), p. 186405.
- [625] M. Capone, P. Carta, and S. Ciuchi, *Dynamical mean field theory of polarons and bipolarons in the half-filled Holstein model*, Phys. Rev. B 74 (2006), p. 045106.
- [626] D. Golež, J. Bonča, and L. Vidmar, *Dissociation of a Hubbard-Holstein bipolaron driven away from equilibrium by a constant electric field*, Phys. Rev. B 85 (2012), p. 144304.
- [627] A.F. Kemper, M.A. Sentef, B. Moritz, J.K. Freericks, and T.P. Devereaux, *Effect of dynamical spectral weight redistribution on effective interactions in time-resolved spectroscopy*, Phys. Rev. B 90 (2014), p. 075126.
- [628] Y. Murakami, P. Werner, N. Tsuji, and H. Aoki, *Interaction quench in the Holstein model: Thermalization crossover from electron- to phonon-dominated relaxation*, Phys. Rev. B 91 (2015), p. 045128.
- [629] S. Sayyad and M. Eckstein, *Coexistence of excited polarons and metastable delocalized states in photoinduced metals*, Phys. Rev. B 91 (2015), p. 104301.
- [630] G. Sangiovanni, M. Capone, C. Castellani, and M. Grilli, *Electron-Phonon Interaction Close to a Mott Transition*, Phys. Rev. Lett. 94 (2005), p. 026401.
- [631] G. Sangiovanni, M. Capone, and C. Castellani, *Relevance of phonon dynamics in strongly correlated systems coupled to phonons: Dynamical mean-field theory analysis*, Phys. Rev. B 73 (2006), p. 165123.
- [632] K. Yonemitsu and N. Maeshima, *Coupling-dependent rate of energy transfer from photoexcited Mott insulators to lattice vibrations*, Phys. Rev. B 79 (2009), p. 125118.
- [633] P. Werner and M. Eckstein, *Phonon-enhanced relaxation and excitation in the Holstein-Hubbard model*, Phys. Rev. B 88 (2013), p. 165108.
- [634] ———, *Field-induced polaron formation in the Holstein-Hubbard model*, EPL (Europhysics Letters) 109 (2015), p. 37002.
- [635] G. Sansone, L. Poletto, and M. Nisoli, *High-energy attosecond light sources*, Nat. Photon. 5 (2011), pp. 655–663.
- [636] S.T. Cundiff and S. Mukamel, *Optical multidimensional coherent spectroscopy*, Physics Today 66 (2013), pp. 44–49.
- [637] M. Esposito, K. Titimbo, K. Zimmermann, F. Giusti, F. Randi, D. Boschetto, F. Parmigiani, R. Floreanini, F. Benatti, and D. Fausti, *Photon number statistics uncover the fluctuations in non-equilibrium lattice dynamics*, Nat. Commun. 6 (2015), p. 10249.