



SCUOLA INTERNAZIONALE SUPERIORE DI STUDI AVANZATI

SISSA Digital Library

Interface and bulk superconductivity in superconducting heterostructures with enhanced critical temperatures

Original

Interface and bulk superconductivity in superconducting heterostructures with enhanced critical temperatures / Mazza, G.; Amaricci, A.; Capone, M.. - In: PHYSICAL REVIEW. B. - ISSN 2469-9950. - 103:9(2021), pp. 1-8. [10.1103/PhysRevB.103.094514]

Availability:

This version is available at: 20.500.11767/126769 since: 2022-03-09T01:00:17Z

Publisher:

Published

DOI:10.1103/PhysRevB.103.094514

Terms of use:

Testo definito dall'ateneo relativo alle clausole di concessione d'uso

Publisher copyright

APS - American Physical Society

This version is available for education and non-commercial purposes.

note finali coverpage

(Article begins on next page)

Interface and bulk superconductivity in superconducting heterostructures with enhanced critical temperatures

Giacomo Mazza,^{1,*} Adriano Amaricci,² and Massimo Capone^{3,2}

¹*Department of Quantum Matter Physics, University of Geneva,
Quai Ernest-Ansermet 24, 1211 Geneva, Switzerland*

²*CNR-IOM DEMOCRITOS, Istituto Officina dei Materiali,*

Consiglio Nazionale delle Ricerche, Via Bonomea 265, I-34136 Trieste, Italy

³*Scuola Internazionale Superiore di Studi Avanzati (SISSA), Via Bonomea 265, 34136 Trieste, Italy*

We consider heterostructures obtained by stacking layers of two s-wave superconductors with significantly different coupling strengths, respectively in the weak- and strong-coupling regimes. The weak- and strong-coupling superconductors are chosen with similar critical temperatures for bulk systems. Using dynamical mean-field theory methods, we find an ubiquitous enhancement of the superconducting critical temperature for all the heterostructures where a single layer of one of the two superconductors is alternated with a thicker multilayer of the other. Two distinct physical regimes can be identified as a function of the thickness of the larger layer: (i) an inherently inhomogeneous superconductor characterized by the properties of the two isolated bulk superconductors where the enhancement of the critical temperature is confined to the interface and (ii) a bulk superconductor with an enhanced critical temperature extending to the whole heterostructure. We characterize the crossover between these regimes in terms of the competition between two length scales connected with the proximity effect and the pair coherence.

I. INTRODUCTION

The design of artificial heterostructures has established as an ideal framework to engineer the properties of functional materials by combining materials with different bulk behavior. The advances in our ability to control the properties of heterostructures allows to realize tunable quantum phenomena, as it happens in the spectacular example of twisted blayer graphene^{1,2}. Remarkable examples include heterostructures based on oxides³⁻⁶ or two-dimensional Van der Waals materials⁷.

Any heterostructure is built by a series of interfaces between different materials where a variety of fascinating phenomena such as magnetisms^{8,9} or superconductivity^{5,6,10} can be observed even when they are not present in the bulk of the constituent materials. The periodic repetition of interfaces in different patterns offers a further handle to design and engineer artificial compounds thereby controlling their functional properties¹¹.

Superconducting materials are among the most used bricks to build heterostructures, not only for their intrinsic interest, but also because they are known to show the proximity effect, which is associated with Cooper pairs leaking from a superconductor to another material across an interface.¹²⁻¹⁴ For example, the proximity effect can be used to stabilize a superconducting state at the interface, which either does not exist in the bulk compound or it requires different conditions to be realized.

This has been proposed and realized in seminal works, mainly using cuprate high-temperature superconductors^{6,15,16}. In these examples, the key is to exploit the different properties of under- and over-doped compounds in order to enhance the overall superconductivity. These ideas can have a very wide range of applications, for example building heterostructures of materials with different pairing source or pairing symmetry and/or displaying

other quantum phases.

In this work we consider heterostructures in which the two components are two s-wave superconductors characterized by a different strength of the superconducting coupling, which puts one of the two systems in a weak-coupling regime and the other in the opposite strong coupling regime. We choose an s-wave pairing as described by a simple attractive Hubbard model. We can tune the two systems to have a similar critical temperature in the bulk owing to the non-monotonic behaviour of the critical temperature as a function of the coupling in models with tunable attractive interaction. We consider different patterns and we study the evolution of the superconducting state using an extension of the Dynamical Mean Field Theory (DMFT)^{17,18} designed for layered structures¹⁹⁻²². The use of DMFT allows to treat the different regimes of superconductivity without any perturbative assumption or bias.

Besides its fundamental character, this analysis has also a relevance for real systems, since a crossover from weak to strong coupling can be used as a very simple effective picture of the evolution of superconductivity moving from overdoped to underdoped cuprates²³⁻²⁸, which can be realized also in the two-dimensional Hubbard model^{29,30} and it has been recently proposed also in iron-based superconductors^{31,32}.

Our main result is that in the case where a single layer of one material is hosted into a thicker slab of the other, we find an enhancement of the critical temperature with respect to *both* the isolated samples. We understand this result discussing how the heterostructuring cures the weaknesses of the two bulk superconductors leading to an optimized superconducting phase which can be pictured as an effective intermediate-coupling superconductor. We show how such effective critical temperature is affected by the periodicity of the heterostructure and we

rationalize the results in terms of two length scales, associated respectively to the proximity effect between weak and strong coupling superconductors and to the coherence properties of the pairs.

The rest of this manuscript is organized as follow: in Sec. II we introduce the model for the heterostructure and discuss physical its properties in different limits. In Sec. III we present the results concerning the critical temperature and its evolution with some relevant model parameters. The discussion of the main results and their physical interpretation in terms of phenomenological quantities is the subject of Sec. IV.

II. MODEL

We model the heterostructure in terms of a simple attractive Hubbard model where every site experiences a local interaction between two fermions on the same site

$$H_{int} = - \sum_i U_i n_{i\uparrow} n_{i\downarrow}, \quad (1)$$

where $n_{i\uparrow}$ and $n_{i\downarrow}$ are the number operators for the fermions and $U_i > 0$. The two different superconductors forming our heterostructure will be characterized by different values of U_i .

For uniform systems with constant U , the model has been widely investigated using several methods^{33–36}, including DMFT^{27,37–42} and its extensions^{20,22,43,44}.

The ground state of the model is superconducting with s -wave symmetry for every value of U , but the properties of the superconducting state evolve in a non-trivial way as a function of the ratio between the interaction and the bandwidth W of the non-interacting model.

At weak coupling, when U is much smaller than W , the superconducting state is well described by a BCS-like theory with an instantaneous attraction and the superconducting state is characterized by the formation of weakly bound Cooper pairs with a large correlation length. Upon increasing the temperature the pairs are progressively broken, until we reach the critical temperature where the pairs are completely destroyed and the system becomes a normal metal.

In the opposite limit of strong attraction for $U/W \gg 1$, the superconducting state is associated with the formation of tightly bound pairs with a short correlation length and quickly losing their coherence with increasing temperature. This is often called a Bose-Einstein condensation (BEC) regime where "preformed" bosonic pairs condense when the critical temperature is reached from above. In the BCS regime $U/W \ll 1$ the critical temperature T_c is exponentially small and increases as a function of the attraction. Instead, in the strong coupling regime T_c decreases as t^2/U . This results in a non-monotonous behaviour of the critical temperature as a function of U/W . The optimal critical temperature is realized for an intermediate pairing strength $U \simeq W$ for which none of the two limiting scenarios applies. In this regime we

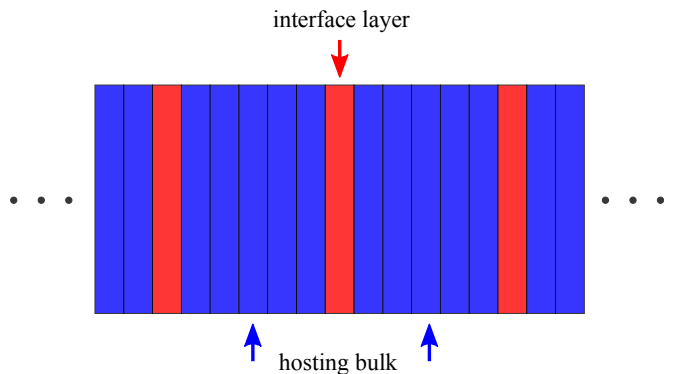


Figure 1. Sketch of the heterostructures considered in this work. The different colors indicate two different types of superconductors. In the following we will denote the strong-coupling superconductor in blue and the weak-coupling one in red.

have a delicate balance between a large pairing amplitude ϕ and a high mobility of pairs leading to coherent quantum state. The non-monotonic behavior of T_c is realized despite the zero-temperature superconducting order parameter $\phi = 1/N \sum_i \langle c_{i\uparrow} c_{i\downarrow} \rangle$ measuring the amplitude of Cooper pairs increases monotonically with U/W . The large value of ϕ in the BEC limit reflects the fact that the electrons are tightly bound in pairs, while the low critical temperature follows from the reduced mobility of the pairs. At the critical temperature the modulus of the order parameter remains finite, but the system is a collection of local pairs with disordered phase hence the average of ϕ as complex number vanishes. The dome-shaped behaviour of the critical temperature is the result of an optimization of the superconducting properties and it matches a common experimental trend in materials, where the critical temperature reaches maxima as a function of doping as in the cuprates or of other control parameters like pressure. These results for the homogeneous system guide us to understand the properties of the heterostructures.

In the rest of this work we consider a layered structure. The system is assumed to be spatially homogeneous in the the xy -plane, while it has a modulation along the z direction given by the alternate stacking of two different layered superconductors, respectively at weak-coupling (SC-w) and strong-coupling (SC-s). The periodic pattern is determined by the infinite repetition of slabs of N_w (weak-coupling) and N_s (strong-coupling) layers. $(N_w = 1, N_s = 0)$ and $(N_w = 0, N_s = 1)$ realize two homogeneous bulk superconductors with weak and strong coupling characters, respectively.

Accordingly, we split the site index in terms of the in-plane coordinate \mathbf{R} and z the layer index z . The interaction depends only on the layer coordinate $U \equiv U(z)$.

The layered structure Hamiltonian reads:

$$H(N_w, N_s) = \sum_{\mathbf{k}\sigma z} \sum_z \epsilon(\mathbf{k}) c_{\mathbf{k}z\sigma}^\dagger c_{\mathbf{k}\parallel z\sigma} + t c_{\mathbf{k}z\sigma}^\dagger c_{\mathbf{k}(z+1)\sigma} + h.c. - \sum_{\mathbf{R}z} U(z) n_{\mathbf{R}z\uparrow} n_{\mathbf{R}z\downarrow} - \mu \sum_{\mathbf{R}\sigma} n_{\mathbf{R}z\sigma} \quad (2)$$

with the interaction $U(z)$ varying periodically every $\Lambda = N_w + N_s$ layers

$$U(z) = \begin{cases} U_w & 1 + k\Lambda \leq z \leq N_w + k\Lambda \\ U_s & N_w + 1 + k\Lambda \leq z \leq \Lambda + k\Lambda \end{cases} \quad (3)$$

where k is an integer number.

Throughout the rest of the paper we set $U_w/W = 0.28$ and $U_s/W = 3.16$ which in the homogeneous system are characterized by comparable critical temperatures $T_{c,w}/W \approx 0.015$ and $T_{c,s}/W \approx 0.014$. In the rest of the paper we indicate with $T_{c,0} = (T_{c,w} + T_{c,s})/2$ the average of the critical temperatures of the two bulk superconductors.

Among all the possible (N_w, N_s) configurations of the heterostructure, we consider the two extreme cases $(1, N_s)$ and $(N_w, 1)$, corresponding to the periodic insertions of a single layer of one type of superconductor into the bulk of the other. In the following we will refer to the periodic insertion as the *interface* and to the hosting bulk as the *bulk* (see Fig. 1). Given this choice of the configuration, we introduce a single parameter $\Delta N \equiv N_s - N_w$ univocally identify the heterostructure. For $\Delta N > 0$ the strong coupling superconductor assumes the role of bulk and the weak coupling is the interface, whereas the opposite holds for $\Delta N < 0$. The case $\Delta N = 0$ corresponds to the $(\dots - w - s - w - s - \dots)$ heterostructure and there is no distinction between interface and bulk.

The inhomogeneous superconducting phases of model (2) are described by using a real-space extension of DMFT^{19,21,22,45} where the self-energy is local in space, i.e., $\Sigma_{ij} = \Sigma_i \delta_{ij}$ where i and j are two lattice sites, but it can depend on the site. In this work we explicitly enforce translational invariance within each layer, while the different layers have a different local self-energy with normal and an anomalous superconducting components $\Sigma(z)$ and $S(z)$ with the same periodicity of the heterostructure $\Sigma(z + \Lambda) = \Sigma(z)$ and $S(z + \Lambda) = S(z)$. We solve the quantum impurity models diagonalised to each layer using a Lanczos-based exact diagonalisation algorithm at zero and finite temperature.^{46,47} Finally, we impose a half-filling condition for every layer. Therefore we inhibit charge-density wave solutions, which are known to exist for the attractive Hubbard model and any process where the charge distribution is not homogeneous. This choice allows us to focus on superconductivity and the intrinsic effect of the heterostructuring.

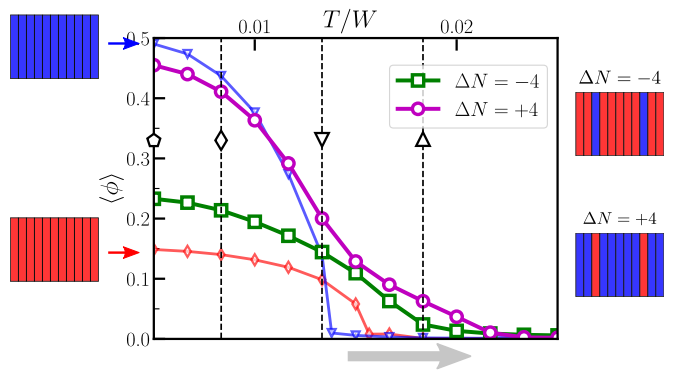


Figure 2. Spatial average of the superconducting order parameter as a function of temperature. We compare the homogeneous cases (thin lines with small symbols) at weak coupling $U = U_w = 0.28W$ (diamonds) and strong coupling $U = U_s = 3.16W$ (triangles) with the heterostructures with $\Delta N = +4$ (circles) and $\Delta N = -4$ (squares), whose data are connected by thick lines. The grey arrow below the horizontal axis highlights the critical temperature enhancement with respect to the value of the homogeneous case. The vertical dashed lines with symbols indicate the temperature values used in the next Fig.3.

III. RESULTS

A. Enhancement of the critical temperature

We start the discussion highlighting the main result of this work, namely the overall enhancement of the critical temperature of the heterostructure with respect to the constituents. We illustrate this enhancement for the two cases $\Delta N = \pm 4$ in Fig. 2. For each layer we compute the local superconducting order parameter $\phi(z) = \langle c_{\mathbf{R}z\uparrow} c_{\mathbf{R}z\uparrow}^\dagger \rangle$ and we compute the average along z , $\langle \phi \rangle = \frac{1}{N} \sum_z \phi(z)$.

Notice that the two homogeneous superconductors have fairly different zero-temperature order parameter despite their very close critical temperatures. While the zero-temperature order parameters of the two heterostructures fall between the two homogeneous systems, we observe that the average order parameter clearly remains non-zero up to temperatures significantly larger than the homogeneous T_c .

In the homogeneous case the order parameter falls to zero with a rather sharp behaviour compatible with a square-root behaviour $\phi^2 \sim 1 - T^2/T_c^2$. On the other hand, the decrease in the heterostructure as a function of temperature is much smoother, mainly as a consequence of the inhomogeneous nature of the order parameter.

A first simple interpretation of these results can be drawn in terms of a proximity effects which has already been discussed at interfaces between s-wave superconductors²². The key observation is that, for bulk superconductor, superconducting order requires finite values of the complex order parameter, which in turn requires both a finite pairing amplitude and a fixed value

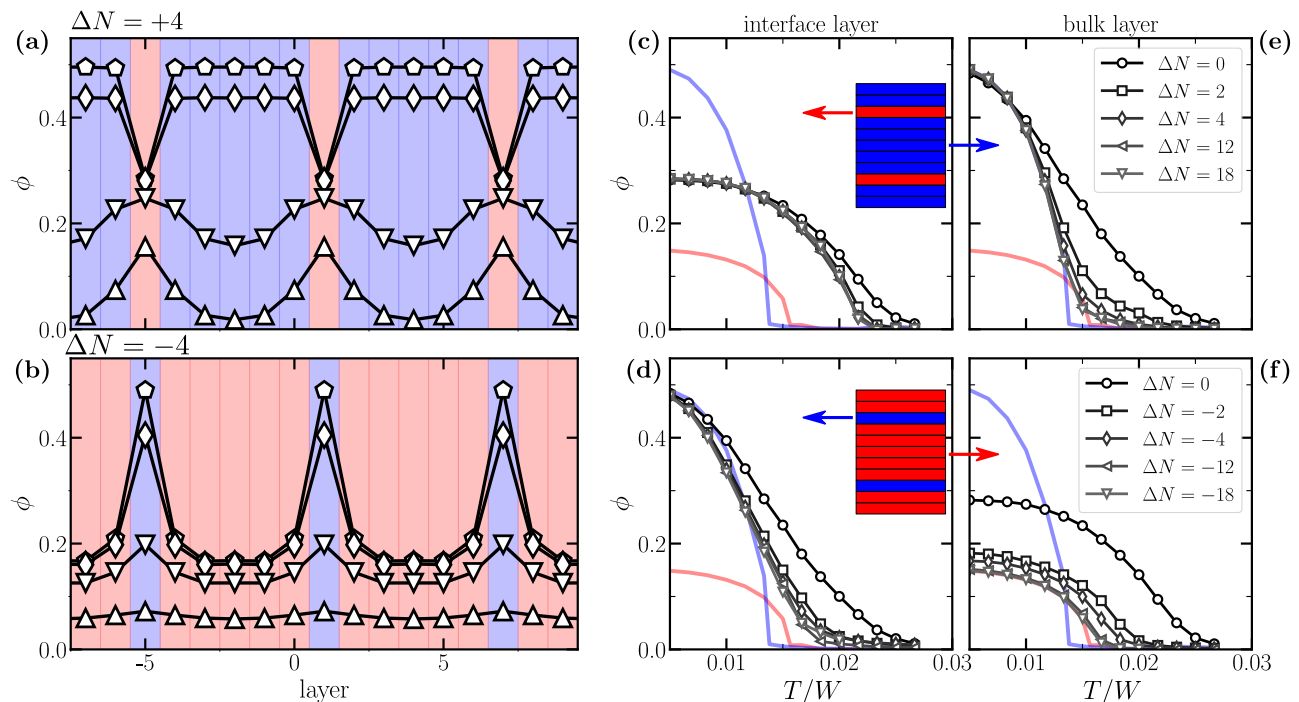


Figure 3. Left Panels (a-b): Order parameter as a function of the layer index at different temperatures for $\Delta N = +4$ (top) and $\Delta N = -4$ (bottom). The temperatures of the order parameters profiles are indicated by vertical lines with the corresponding markers in Fig. 2. Right Panels (c-f): Temperature evolution of the order parameter on the interface (c-d) and in the bulk (e-f). Panels (c) and (e) refer to the case $\Delta N \geq 0$ whereas panels (d) and (f) refer to the case $\Delta N \leq 0$. The $\Delta N = 0$ case is shown for both configurations.

of the phase. The latter is associated to the coherence between the pairs, which is ultimately related to the pair mobility. The critical temperature is basically set by the "weak-link" between the two, i.e., the condition which is harder to meet. More concretely, the weak-coupling superconductor is characterized by a coherent motion, but the critical temperature is low because of the small pairing amplitude, while the strong-coupling system has a large pairing amplitude, but the pair mobility and the relative coherence are small (proportional to t^2/U), leading to a critical temperature decreasing as the ratio U/W grows.

In the heterostructure proximity effects are expected to compensate for the weaknesses of the two bulk superconductors. The proximity of the BEC superconductor can enhance the pairing amplitude on the weak coupling side which can be pictured as a leaking of Cooper pairs. On the other hand, the strong coupling side can benefit from an enhancement of the mobility induced by the coupling with BCS layers, similar to what happens in heterostructures involving metals and Mott insulators, where the quasiparticles at the metallic side increase their degree of localization through coupling with the Mott insulator⁴⁸⁻⁵⁰.

In a nutshell, both the superconductors are supplied by the other with a boost in the weak link quantity. In very loose terms, we can picture the enhancement of the

critical temperature as an effective intermediate-coupling system which realizes artificially the ideal conditions for superconductivity. In the following we explore in more details the results to make the physical picture more concrete and definite.

B. Inhomogeneous superconductivity: Interface and bulk order parameters

We now investigate in details the inhomogeneous character of the superconductivity in the heterostructure. In Fig. 3(a-b) we report the order parameter profile as a function of the layer index for the two cases $\Delta N = \pm 4$ introduced above for the four temperatures marked in Fig. 1 with symbols. At low temperatures (pentagons and diamonds, in the order) the profiles qualitatively follow the weak- and strong-coupling characters of each layer, showing alternated minima and maxima. However, upon increasing the temperature the order parameter profile evolves following completely different behaviours in the $\Delta N = 4$ and $\Delta N = -4$ configurations.

For $\Delta N = 4$ (panel (a), 1 layer of weak-coupling and 5 of strong-coupling) the large values of the order parameter found in the strong coupling section are rapidly suppressed with temperature. Close to the critical temperature superconductivity remains thus mostly confined

to the weak coupling interface, whose order parameter decreases much more slowly.

On the other hand the temperature evolution in the $\Delta N = -4$ (panel (b), 1 layer of strong-coupling and 5 of weak-coupling) case is more homogeneous in the different layers. In this case the strong and weak coupling layers progressively reduce the order parameter, though the BEC interfaces undergo a faster decay. The striking difference is that in this case, near the critical temperature the system is characterized by a quasi-homogeneous superconducting order parameter.

In order to gain further insight about the mechanism leading to the enhancement of critical temperature and to the different scenarios we have discussed, we consider the behaviour as a function of the number of layers in the bulk section, parameterized by ΔN . For simplicity we focus on the order parameters at the interface and at the central layer of the hosting bulk, hereafter indicated as the bulk layer. In Fig. 3(c)-(f) we report the temperature evolution of the interfaces (panels (c) and (d)) and bulk layers (panels (e) and (f)) for different values of $\Delta N > 0$ (panels (c) and (e)) and $\Delta N < 0$ (panels (d) and (f)). For the $\Delta N = 0$ case the two order parameters are found to vanish concomitantly at a transition temperature $\sim 1.75T_{c,0}$. Remarkably, this corresponds to the largest enhancement of the critical temperature observed in the setup considered in this paper.⁵¹

As $|\Delta N|$ increases bulk and interface become more and more different. For $\Delta N > 0$ (weak-coupling interface in a strong-coupling bulk, top panels) the order parameter of the interface layer weakly depends on ΔN and rapidly converges to an asymptotic value. The bulk layer changes more substantially and it collapses onto the corresponding homogeneous bulk superconductor curve for large ΔN . Yet, we observe an enhancement close to the critical temperature that it is only gradually reduced for larger values of $|\Delta N|$.

The $\Delta N < 0$ setup (strong-coupling interface in a weak-coupling bulk, bottom panels) varies more slowly as a function of the modulus of ΔN , while the critical temperatures at which the two order parameters vanish are closer to each other and to the homogeneous results, in agreement with the analysis of the previous section. Interestingly, owing to the extremely localized nature of the pairs in the strong-coupling regime, in this case also the interface layer resembles the behaviour of the homogeneous solution for low temperature.

C. Critical temperatures

In this section we explore the relation between the behaviour of the interface layer and that of the bulk by comparing the interface critical temperature $T_c^{\text{interface}}$ with that of the whole heterostructure, i.e. T_c^{hetero} . The critical temperature $T_c^{\text{interface}}$ is naturally defined as the temperature at which the interface order parameter vanishes⁵². A definition of T_c^{hetero} requires to take into ac-

count the inhomogeneous nature of the order parameter over the heterostructure. In order to avoid the influence of large local values, we define T_c^{hetero} as the geometric average of the order parameter over the whole sample, which obviously coincides with the average on the building block of $\Lambda = N_w + N_s$ layers which is periodically repeated

$$\bar{\phi} = \left[\prod_{z=1}^{\Lambda} \phi(z) \right]^{\frac{1}{\Lambda}} \quad (4)$$

In Fig. 4 we report the evolution of $T_c^{\text{interface}}$ and T_c^{hetero} as a function of ΔN . $T_c^{\text{interface}}$ achieves its maximum value at $\Delta N = 0$ and decays as a function of $|\Delta N|$ reaching a rather rapid convergence for both configurations $\Delta N \gtrsim 0$. In particular for $\Delta N > 0$ the critical temperature saturates already for $\Delta N \gtrsim 4$. The other regime $\Delta N < 0$ is instead characterized by a slower decay and almost ten layers are needed to reach a saturation. We stress again that the interface critical temperatures are always higher than those of the two bulk superconductors, and that the asymptotic values reached in the $\Delta N > 0$ configuration are larger.

T_c^{hetero} has a similar qualitative behaviour with a maximum for $\Delta N = 0$ and a decay in both directions. Yet, while the two critical temperatures are very close for small values of ΔN , increasing the thickness of the bulk T_c^{hetero} decays below the saturated values of the interface. This effect is particularly pronounced on the $\Delta N > 0$ side, where, as we discussed above, the bulk layers gradually recover the properties associated with their local coupling strength.

Comparing the interface and the heterostructure critical temperatures we can identify three different regimes (marked in the figure as I, II and III) as a function of the spacing ΔN between two successive interfaces.

The regime I, centered around $\Delta N = 0$ is characterized by a rather uniform superconducting state with enhanced critical temperature $T_c^{\text{interface}} \approx T_c^{\text{hetero}} > T_c^{\text{homo}}$. In the other two regimes the critical temperature of the interface is higher than that of the whole heterostructure $T_c^{\text{interface}} > T_c^{\text{hetero}}$, but in the intermediate regime II they are both larger than T_c^{homo} , while in regime III the heterostructure converges to the homogeneous superconductor $T_c^{\text{hetero}} \approx T_c^{\text{homo}}$.

The three regimes highlight a crossover from a superconductivity enhancement which for large heterostructure periodicity (III) remains confined to the interfaces, while the bulk reproduces the result of the corresponding homogeneous material, to a system in which the enhancement of T_c extends to the whole heterostructure (I) when $|\Delta N|$ is reduced. The evolution happens through an intermediate regime II, in which an enhancement of T_c for the whole structure is observed but the superconducting state is highly inhomogeneous with important differences between the interface and bulk critical temperatures. It is apparent that the regime II is essentially absent for

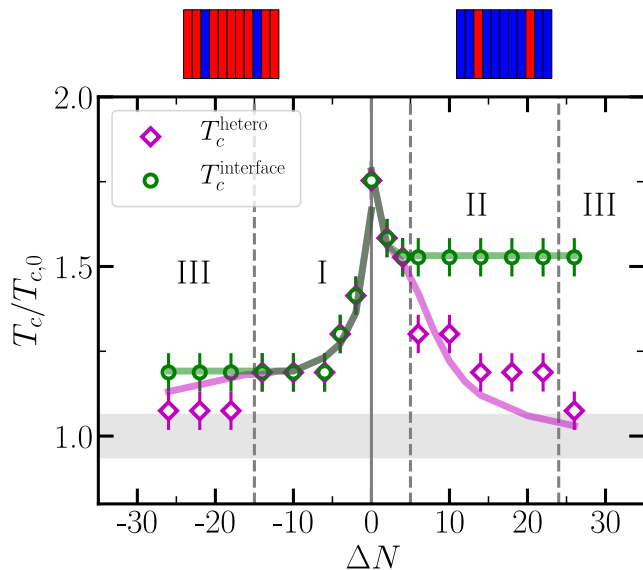


Figure 4. Critical temperature of superconductivity confined to the interface layer $T_c^{\text{interface}}$ (green circles) and heterostructure critical temperature T_c^{hetero} (purple diamonds) as a function of the parameter ΔN . Error bars measure the uncertainty in the determination of the critical temperature⁵². Solid lines represent the critical temperatures extracted from the fit using the model in Eq. 7. The shaded area represents the area comprised between the critical temperatures of the two homogeneous superconductor. The enhancement is measured with respect to the average of the two homogeneous critical temperatures $T_{c,0}$. Vertical dashed lines indicate the separation of the different regions I,II and III of the phase diagram.

$\Delta N < 0$ in agreement with the results we have shown in the previous sections.

D. Two-length scale model

In this section we complement the DMFT analysis with a phenomenological Landau model which includes the specific features of our geometry and is based on two length scales that characterize the heterostructure superconducting state. We start by modelling a single interface layer embedded into the bulk of the other superconductor. We consider a Landau expansion of the free energy, assuming a continuous order parameter which varies along the z direction $\phi(z)$ and a dependence of z of the coefficient of the quadratic term. For an interface placed at $z = z_0$ we can write

$$\begin{aligned}
 F_{z_0}[\phi] &= \int dz f(z - z_0) \\
 &= \int dz \alpha(z - z_0) \phi^2(z) + \beta \phi^4(z) + \xi_z^2 (\nabla \phi)^2.
 \end{aligned} \tag{5}$$

All the other parameters do not depend on z .

The key feature of the model is the definition of the free-energy in terms of two length scales ℓ_p and ξ_z :

- ℓ_p describes the spatial extent over which the proximity effect responsible of the critical temperature enhancement is active. This effect is included in the free-energy by assuming a spatial dependence of the quadratic term $\alpha(z - z_0)$ through the relation $\alpha(z - z_0) \sim T - \tilde{T}_c(z - z_0)$, where $\tilde{T}_c(z - z_0)$ is a fictitious space-dependent critical temperature which is maximum at the interface and decay to the homogeneous value in the bulk

$$\tilde{T}_c(z - z_0) = T_0(1 - e^{-|z - z_0|/\ell_p}) + T_i e^{-|z - z_0|/\ell_p}. \tag{6}$$

In the last equation T_0 represents the critical temperature of the bulk while $T_i > T_0$ is a parameter controlling the critical temperature enhancement at the interface.

- The coherence length ξ_z which, as evident from Eq. (5) has the standard relation with the energetic cost to have a spatial variation of the order parameter. The system therefore tends to remain spatially uniform over a length ξ_z .

The critical temperature profile $T_c(z)$ is determined by the competition between the two length scales. We notice that, in general, this will be different from the fictitious $\tilde{T}_c(z)$ defined in Eq. 6. In particular, we expect $T_c(z) \rightarrow \tilde{T}_c(z)$ in the limit $\xi_z/\ell_p \rightarrow 0$, whereas a finite value $\xi_z/\ell_p > 0$ will result in a renormalization of the value of the interface critical temperature with respect to the fictitious one $T_c(z = z_0) < T_i$. Eventually, for $\xi_z/\ell_p \rightarrow \infty$ the model describes an homogeneous superconductor with $T_c(z) \rightarrow T_0$.

Starting from the single interface free energy, we define the free-energy of the heterostructure with periodicity Λ as

$$F_{\text{hetero}}[\phi] = \int dz \Phi(z), \quad \Phi(z) = \sum_{n=-\infty}^{n=\infty} f(z - n\Lambda), \tag{7}$$

with $\Phi(z + \Lambda) = \Phi(z)$.

The stationarity condition for the functional, i.e. $\frac{\delta F_{\text{hetero}}}{\delta \phi} = 0$, determines the temperature evolution of the order parameter $\phi(z)$ as a function of the four parameters $(T_i, \beta, \ell_p, \xi_z)$. We therefore extract the Landau parameters by fitting the critical temperatures $T_c^{\text{interface}}$ and T_c^{hetero} to the data in Fig. 4. For each configuration type of heterostructure ($\Delta N > 0$ and $\Delta N < 0$) a single set of parameters is used to simultaneously fit both $T_c^{\text{interface}}$ and T_c^{hetero} .

The best fit, shown as solid lines in Fig. 4 is obtained for $\Delta N > 0$ using $T_i/T_0 \approx 2.0$, $\ell_p \approx 1.10$, $\beta \approx 1.5$, and $\xi_z \approx 0.35$, while for $\Delta N < 0$ we obtain $T_i/T_0 \approx 1.65$, $\ell_p \approx 1.3$, $\beta \approx 1.5$, and $\xi_z \approx 0.9$. The crossover from the different regions of the phase diagram is overall well captured by the fitting procedure.

Comparing the two sets of optimized parameters we observe that $T_i^{\Delta N > 0} > T_i^{\Delta N < 0}$, as expected from the behavior of the $T_c^{\text{interface}}$. In line to what discussed above, due to the finite values of ξ_z the fictitious temperatures T_i correctly overestimate the saturated values of $T_c^{\text{interface}}$.

The extracted values of the characteristic lengths strengthen our physical picture for the heterostructure superconductivity and its different regimes. In particular, the crossover from the different regions for $\Delta N \gtrless 0$ is well described in terms of the ratio ℓ_p/ξ_z . In the case $\Delta N > 0$ (strong-coupling bulk), ξ_z is the shortest length scale. In this case $T_c^{\text{interface}}$ saturates on a scale $\Lambda \gtrsim \ell_p$ and, concomitantly, T_c in the bulk starts to decay towards the homogeneous value (region II). This can be readily understood as the coherence length of the bulk is short and smaller than the proximity scale ℓ_p , so it gets quickly uncorrelated from the interface. On the contrary, ξ_z becomes the largest length scale for $\Delta N < 0$ case (weak-coupling bulk), favouring the formation of a homogeneous superconducting state. As a result, $T_c^{\text{interface}}$ follows the behaviour of T_c^{hetero} for a wide range of periodicity, reaching a saturated value $T_c^{\text{interface}}$, for $\Lambda \gg \ell_{\text{proximity}}$, smaller with respect to the $\Delta N > 0$ case.

IV. CONCLUSIONS

In this work we have studied by means of inhomogeneous DMFT the superconducting properties of a hybrid heterostructure obtained by arranging superconducting layers with weak and strong coupling through the periodic intercalation of a single interface layer of one type into the bulk of the other.

We have show that the superconducting critical temperature of the layered system is enhanced with respect to the critical temperatures of homogeneous superconductors with the pairing strength of the two constituent materials.

The behaviour of the critical temperature as a function of the periodicity of the heterostructure reveals the existence of two different regimes, one in which the heterostructure superconductivity is dominated by the interface layer intercalated in a "bulk" of the other superconductors and the other which is a much more homogeneous superconductor extending with similar local properties on the whole system.

We rationalize our results in terms of a phenomenological Landau model based on two length scales which control respectively the length scale over which the prox-

imity effect is established and the coherence length of the new superconducting state which controls the homogeneity.

We can picture the heterostructure superconductivity as a state in which the system manages to improve the properties of the two constituents. The weak-coupling superconductor is boosted by a proximity effect in which the larger pairing amplitude of the strong-coupling system leaks, while the strong-coupling superconductor increases its critical temperature because the carriers become more mobile and coherent. In a sense, we optimize the superconducting property in a similar way as it happens for the intermediate coupling superconductor which maximizes the critical temperature in the homogeneous system. By means of the heterostructuring the maximum critical temperature can be obtained controlling the number of layers of the two materials, without a fine tuning of the coupling strength.

This effect is due to the formation, close to the interface, of superconducting pairs with mixed weak and strong coupling characters, realizing an effective intermediate coupling regime which optimize the condition for superconductivity.

Our results can be used to rationalize and predict the behaviour of heterostructures obtained combining materials characterized by different pairing properties and comparable critical temperatures, as for example underdoped and overdoped cuprates chosen on the two sides of the superconducting dome, if we assume that to some extent the doping evolution of these materials can be described in terms of an effective strong-to-weak-coupling evolution. We can expect similar results also for other phases with long-range order, e.g. antiferromagnetism⁵³ or charge density waves, which show a similar evolution as a function of the coupling strength.

V. ACKNOWLEDGEMENTS.

We thank Antoine Georges, Jean-Marc Triscone, Jennifer Fowlie and Claribel Domínguez for useful discussions. G.M. acknowledges support of the FNS/SNF through an Ambizione grant. Part of this work has been supported from the European Research Council (ERC-319286-QMAC). A.A. and M.C. acknowledge support from H2020 Framework Programme, under ERC Advanced Grant No. 692670 FIRSTORM, from Italian MIUR through PRIN 2015 (Prot. 2015C5SEJJ001) and PRIN2017 CEnTral (Protocol Number 20172H2SC4).

* giacomo.mazza@unige.ch

¹ Y. Cao, V. Fatemi, S. Fang, K. Watanabe, T. Taniguchi, E. Kaxiras, and P. Jarillo-Herrero, *Nature* **556**, 43 (2018).
² M. Yankowitz, S. Chen, H. Polshyn, Y. Zhang, K. Watanabe, T. Taniguchi, D. Graf, A. F.

Young, and C. R. Dean, *Science* **363**, 1059 (2019), <https://science.sciencemag.org/content/363/6431/1059.full.pdf>.
³ H. Y. Hwang, Y. Iwasa, M. Kawasaki, B. Keimer, N. Nagaosa, and Y. Tokura, *Nature Materials* **11**, 103 (2012).

- ⁴ P. Zubko, S. Gariglio, M. Gabay, P. Ghosez, and J.-M. Triscone, *Annual Review of Condensed Matter Physics* **2**, 141 (2011), <https://doi.org/10.1146/annurev-conmatphys-062910-140445>.
- ⁵ A. D. Caviglia, S. Gariglio, N. Reyren, D. Jaccard, T. Schneider, M. Gabay, S. Thiel, G. Hammerl, J. Mannhart, and J. M. Triscone, *Nature* **456**, 624 (2008).
- ⁶ A. Gozar, G. Logvenov, L. F. Kourkoutis, A. T. Bollinger, L. A. Giannuzzi, D. A. Muller, and I. Bozovic, *Nature* **455**, 782 (2008).
- ⁷ A. K. Geim and I. V. Grigorieva, *Nature* **499**, 419 (2013).
- ⁸ F. Hellman, A. Hoffmann, Y. Tserkovnyak, G. S. D. Beach, E. E. Fullerton, C. Leighton, A. H. MacDonald, D. C. Ralph, D. A. Arena, H. A. Dürr, P. Fischer, J. Grollier, J. P. Heremans, T. Jungwirth, A. V. Kimel, B. Koopmans, I. N. Krivorotov, S. J. May, A. K. Petford-Long, J. M. Rondinelli, N. Samarth, I. K. Schuller, A. N. Slavin, M. D. Stiles, O. Tchernyshyov, A. Thiaville, and B. L. Zink, *Rev. Mod. Phys.* **89**, 025006 (2017).
- ⁹ M. Gibertini, M. Koperski, A. F. Morpurgo, and K. S. Novoselov, *Nature Nanotechnology* **14**, 408 (2019).
- ¹⁰ D. Di Castro, C. Cantoni, F. Ridolfi, C. Aruta, A. Tebano, N. Yang, and G. Balestrino, *Phys. Rev. Lett.* **115**, 147001 (2015).
- ¹¹ C. Domínguez, A. B. Georgescu, B. Mundet, Y. Zhang, J. Fowlie, A. Mercy, A. Waelchli, S. Catalano, D. T. L. Alexander, P. Ghosez, A. Georges, A. J. Millis, M. Gibert, and J.-M. Triscone, *Nature Materials* **19**, 1182 (2020).
- ¹² P. G. DE GENNES, *Rev. Mod. Phys.* **36**, 225 (1964).
- ¹³ I. Bozovic, G. Logvenov, M. A. J. Verhoeven, P. Caputo, E. Goldobin, and M. R. Beasley, *Phys. Rev. Lett.* **93**, 157002 (2004).
- ¹⁴ V. Cherkaz, J. C. Cuevas, C. Brun, T. Cren, G. Ménard, F. Debontridder, V. S. Stolyarov, and D. Roditchev, *Phys. Rev. X* **4**, 011033 (2014).
- ¹⁵ E. Berg, D. Orgad, and S. A. Kivelson, *Phys. Rev. B* **78**, 094509 (2008).
- ¹⁶ S. Okamoto and T. A. Maier, *Phys. Rev. Lett.* **101**, 156401 (2008).
- ¹⁷ A. Georges, G. Kotliar, W. Krauth, and M. J. Rozenberg, *Rev. Mod. Phys.* **68**, 13 (1996).
- ¹⁸ G. Kotliar, S. Y. Savrasov, K. Haule, and *et al.*, *Rev. Mod. Phys.* **78**, 865 (2006).
- ¹⁹ M. Potthoff and W. Nolting, *Phys. Rev. B* **59**, 2549 (1999).
- ²⁰ A. Amaricci, A. Privitera, and M. Capone, *Phys. Rev. A* **89**, 053604 (2014).
- ²¹ G. Mazza, A. Amaricci, M. Capone, and M. Fabrizio, *Phys. Rev. Lett.* **117**, 176401 (2016).
- ²² F. Petocchi and M. Capone, *Phys. Rev. B* **93**, 235125 (2016).
- ²³ Q. Chen, J. Stajic, S. Tan, and K. Levin, arXiv:cond-mat/0404274v3, 1 (2004).
- ²⁴ Q. Chen, J. Stajic, S. Tan, and K. Levin, *Physics Reports* **412**, 1 (2005).
- ²⁵ A. Garg, H. R. Krishnamurthy, and M. Randeria, *Phys. Rev. B* **72**, 024517 (2005).
- ²⁶ A. Toschi, P. Barone, M. Capone, and C. Castellani, *New J. Phys.* **7** (2005).
- ²⁷ A. Toschi, M. Capone, and C. Castellani, *Phys. Rev. B* **72**, 235118 (2005).
- ²⁸ A. F. Ho, M. A. Cazalilla, and T. Giamarchi, *Phys. Rev. A* **79**, 033620 (2009).
- ²⁹ E. Gull and A. J. Millis, *Phys. Rev. B* **86**, 241106(R) (2012).
- ³⁰ L. Fratino, P. Sémon, G. Sordi, and A. M. S. Tremblay, *Scientific Reports* **6**, 22715 (2016).
- ³¹ S. Kasahara, T. Yamashita, A. Shi, R. Kobayashi, Y. Shimoyama, T. Watashige, K. Ishida, T. Terashima, T. Wolf, F. Hardy, C. Meingast, H. v. Löhneysen, A. Levchenko, T. Shibauchi, and Y. Matsuda, *Nature Communications* **7**, 12843 (2016).
- ³² S. Rinott, K. B. Chashka, A. Ribak, E. D. L. Rienks, A. Taleb-Ibrahimi, P. Le Fevre, F. Bertran, M. Randeria, and A. Kanigel, *Science Advances* **3** (2017), [10.1126/sciadv.1602372](https://doi.org/10.1126/sciadv.1602372), <https://advances.sciencemag.org/content/3/4/e1602372.full.pdf>.
- ³³ P. Nozieres and S. Schmitt-Rink, *J. Low Temp. Phys.* **59**, 195 (1985).
- ³⁴ T. Paiva, R. R. dos Santos, R. T. Scalettar, and P. J. H. Denteneer, *Phys. Rev. B* **69**, 184501 (2004).
- ³⁵ Singer, J. M., Schneider, T., and Pedersen, M. H., *Eur. Phys. J. B* **2**, 17 (1998).
- ³⁶ J. Bünemann, F. Gebhard, K. Radnóczy, and P. Fazekas, *Journal of Physics: Condensed Matter* **17**, 3807 (2005).
- ³⁷ M. Keller, W. Metzner, and U. Schollwöck, *Phys. Rev. Lett.* **86**, 4612 (2001).
- ³⁸ M. Capone, C. Castellani, and M. Grilli, *Phys. Rev. Lett.* **88**, 126403 (2002).
- ³⁹ A. Garg, H. R. Krishnamurthy, and M. Randeria, *Phys. Rev. B* **72**, 024517 (2005).
- ⁴⁰ A. Tagliavini, M. Capone, and A. Toschi, *Phys. Rev. B* **94**, 155114 (2016).
- ⁴¹ A. Privitera, M. Capone, and C. Castellani, *Phys. Rev. B* **81**, 014523 (2010).
- ⁴² A. Privitera and M. Capone, *Phys. Rev. A* **85**, 013640 (2012).
- ⁴³ B. Kyung, A. Georges, and A. M. S. Tremblay, *Phys. Rev. B* **74**, 024501 (2006).
- ⁴⁴ L. Del Re, M. Capone, and A. Toschi, *Phys. Rev. B* **99**, 045137 (2019).
- ⁴⁵ A. Amaricci, A. Privitera, and M. Capone, *Phys. Rev. A* **89**, 053604 (2014).
- ⁴⁶ M. Capone, L. de' Medici, and A. Georges, *Phys. Rev. B* **76**, 245116 (2007).
- ⁴⁷ C. Weber, A. Amaricci, M. Capone, and P. B. Littlewood, *Phys. Rev. B* **86**, 115136 (2012).
- ⁴⁸ H. Zenia, J. K. Freericks, H. R. Krishnamurthy, and T. Pruschke, *Phys. Rev. Lett.* **103**, 116402 (2009).
- ⁴⁹ G. Borghi, M. Fabrizio, and E. Tosatti, *Phys. Rev. B* **81**, 115134 (2010).
- ⁵⁰ G. Mazza, A. Amaricci, M. Capone, and M. Fabrizio, *Phys. Rev. B* **91**, 195124 (2015).
- ⁵¹ Note that for $\Delta N = 0$, where we have an alternated pattern of weak- and strong-coupling single layers, the distinction between interface and bulk layers becomes meaningless. However, to keep the notation consistent, the labelling of interface and bulk is interchanged going from the top to the bottom panels.
- ⁵² We estimate the critical temperature as the value for which the corresponding order parameters become smaller than the tiny pairing amplitude we use in the first DMFT iteration. The error bar is simply the temperature difference ΔT between the last two acquired data points.
- ⁵³ C. Taranto, G. Sangiovanni, K. Held, M. Capone, A. Georges, and A. Toschi, *Phys. Rev. B* **85**, 085124 (2012).